CONTECH LIGHTING | a LEVITON company

Catalog No. _____

Type _____

Project _____

R4SA

4" LED Recessed Downlight: StopAire Housing

ENERGY STAR

Specifications/Features

Housing/Mounting

Specification grade 4" StopAire 4-3/4" aperture. 4-7/8" ceiling opening.
16 Gauge galvanized steel housing with die-cast aluminum heat sink.
Requires minimum 3" clearance around fixture from insulation material.
Thermal protection provided in case of improper insulation use.
Dual nailer hanger bars are adjustable for 16" and 24" center joists (14-1/4" to 24-1/2"). Nailer bars enable easy installation and may be extended to rest on T-bar ceilings. Optional clip-on T-bar hangers also available.
Quick-connect LED light engine enables easy installation and removal.
LED Drivers are fully accessible from below the ceiling and can be easily removed.

Electrical

UL8750 and Class 2 Compliant; RoHS Compliant, US only.
Output over voltage, over-current and short circuit protection.
Approved for through-circuit wiring. Max.: (8) 12 AWG (4in/4out). Wiring should be rated for at least 90°C. Pre-wired junction box with (8) 1/2" and (4) 3/4" knockouts.

Lamp

Light engine consists of a high output multi-chip LED array arranged into a single LED package, enabling precise optical control without requiring lensing to diffuse multiple LED sources.
Excellent fixture-to-fixture color consistency within a 3-step MacAdam Ellipse tolerance.
System designed and rated for 50,000 hours at 70% lumen depreciation.

Dimming

All R4SA downlights are available for non-dimming and dimming applications. For a list of compatible dimmers, see Dimming Specifications sheet.

Trims

Specification Grade trims are offered with trimmed and trimless options. Several different styles and finishes are available. Featuring a high quality Alzak™ finish; optically designed for reduced glare while maintaining maximum lumen output. See "4" LED Recessed Trims" spec sheet for information and details.

Warranty

This complete fixture is covered by ConTech's full five (5) year replacement guarantee after date of purchase.

Labels/Usage

cCSAus Certified to UL Standards. Suitable for damp locations.
Conforms to Washington State Energy Code (WSEC) for low air infiltration. Tested in accordance with ASTM E283 (2.0 CFM or less).
Chicago Plenum CCEA Listed.
Assembled in the USA.
Energy Star certified:
- Series 1 through 6.
- Certified trims only: C4322-PL, CN4322-PL, C4322-WHT, CN4322-WHT, C4322-CLR and CN4322-CLR (all beam distributions). The –C and –SL options are not Energy Star certified.
- Lutron and eldoLED dimming options are not Energy Star certified.
- 347V option is not Energy Star Certified.

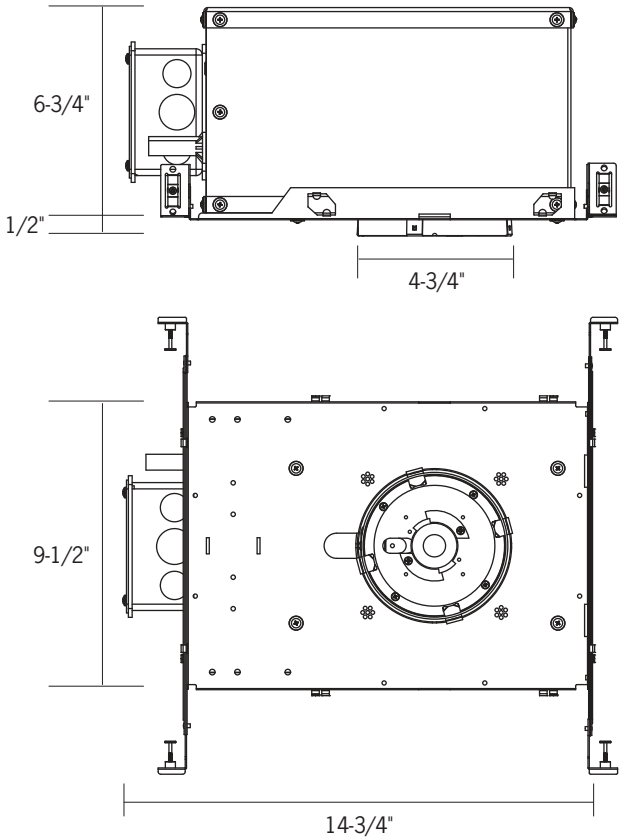

Ceiling Opening: 4-7/8"
Ceiling Thickness: 1/2" – 1-1/2"

	Series 1	Series 2	Series 3	Series 4	Series 5	Series 6
Input Wattage (W)	10	14	20	28	37	43
Input Current (A) 120/277/347	.08/.04/.03	.12/.06/.04	.17/.08/.06	.23/.11/.08	.31/.14/.11	.36/.16/.12
Input Voltage						
Standard Driver (120V & 277V)	120V AC, 50/60Hz					
	277V AC, 50/60Hz					
Standard Driver (347V)	347V AC, 50/60Hz					
Lutron HiLume® Driver	120V AC, 50/60Hz					
Lutron Eco-System® Driver	120V AC, 50/60Hz					
	277V AC, 50/60Hz					
eldoLED ECOdrive / SOLOdrive	120V AC, 50/60Hz					N/A
	277V AC, 50/60Hz					N/A
Color Temp	2700K/3000K/3500K/4000K					
CRI Standard/High	83 (80min) / 90+					
Driver						
Power Factor	> 0.90					
THD	< 20%					

CONTECH LIGHTING | a LEVITON company

Catalog No. _____

Type _____

Project _____

R4SA

4" LED Recessed Downlight: StopAire Housing

Ordering Information

Example Order: R4SA127K12D C4322N-CLR

Housing	LED Series	Color Temp	Electrical	Dimming
R4SA				
R4SA	**1** - 10W, 1000lm **2** - 14W, 1400lm **3** - 20W, 2000lm **4** - 28W, 2600lm **5** - 37W, 3200lm **6** - 43W, 3600lm	**27K** - 2700K **30K** - 3000K **35K** - 3500K **40K** - 4000K **27KC** - 2700K, 90+ CRI **30KC** - 3000K, 90+ CRI **35KC** - 3500K, 90+ CRI **40KC** - 4000K, 90+ CRI	**12** - 120V **27** - 277V **34**[1] - 347V	**D**[2] - Triac, ELV, 0-10V Dimming **D2**[1] - 347V, 0-10V Dimming Only **D3**[3] - Lutron Hi-lume 1% 2-Wire LED Driver (120V Forward Phase Only) **D4** - Lutron Hi-lume 1% EcoSystem LED Driver with Soft-on, Fade-to-Black **D6**[4] - eldoLED ECOdrive, 0-10V, 1% Dimming **D7**[4] - eldoLED ECOdrive, DALI, 1% Dimming **D8**[4] - eldoLED SOLOdrive, 0-10V, 0.1% Dimming **D9**[4] - eldoLED SOLOdrive, DALI, 0.1% Dimming **DMX**[4,5] - eldoLED POWERdrive, DMX 0.0% Dimming

Accessories (Standard Hanger Bars Supplied with Housing)

MF4 - 4" Mud Frame
HB-30 - T-Bar Hanger Set

Trims

See "4" LED Recessed Trims" sheet for trim information and details.

1. Only available for 347V Dimming option (D2).
2. Triac and ELV dimming for 120V only.
3. Lutron HI-Lume dimming only available in120V.
4. LED Series 6 is not available with eldoLED Dimming options.
eldoLED Drivers are programmed for linear curve dimming as standard.
For logarithmic curve dimming, please consult factory.
5. Verify DMX Driver and Control System compatibility with factory prior to ordering.

CONTECH LIGHTING | a LEVITON company

Catalog No. _____

Type _____

Project _____

R4 Series

4" LED Recessed Downlight Trims

Trimmed Options

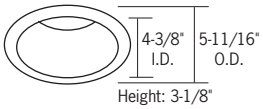

Specification Grade Specular Reflector

Specification grade specular reflector: narrow beam clear, medium beam clear, wide beam clear, platinum, platinum wheat, or white. OD: 5-11/16"; ID: 4-3/8"

Add "-C" (clear lens) or "-SL" (sandblast lens) after finish code for wet location approved trim.

C4322N-CLR* - Narrow Beam (36°), Clear Reflector
C4322M-CLR* - Medium Beam (54°), Clear Reflector
C4322W-CLR* - Wide Beam (80°), Clear Reflector
C4322-PL* - Platinum Reflector (57°)
C4322-PLWHE - Platinum Wheat Reflector (57°)
C4322-WHT - White Reflector (69°)

**Available with White Painted Flange, add "–WPF" to part number*

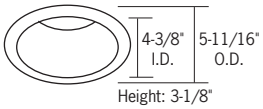

ISOWET Dead Front Reflector Trim

Isolated, wet location approved thermoplastic reflector with clear glass lens. Lens is deeply regressed inside top of reflector. OD: 5-11/16"; ID 4-3/8"

C4322DF-SL - Satin Silver Paint
C4322DF-SL-WPF - Satin Silver Paint with White Painted Flange
C4322DF-WHT - Matte White Paint

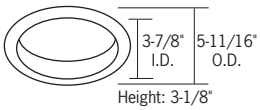

Two Piece Reflector Trim

Two piece reflector: clear or white upper reflector, clear or platinum lower cone; Includes (1) LF20-CL glass lens. OD: 5-11/16"; ID: 3-7/8"

Approved for dry/damp locations. Approved for wet locations when glass lens is installed.

C4321-CLR-(CLR,PL) - Clear Reflector/Clear or Platinum Lower Cone
C4321-WHT-(CLR,PL) - White Reflector/Clear or Platinum Lower Cone

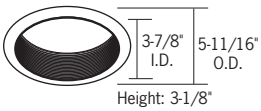

Two Piece Reflector/Baffle Trim

Two piece reflector: clear or white upper reflector, black or white lower baffle; Includes (1) LF20-CL glass lens. OD: 5-11/16"; ID: 3-7/8"

Approved for dry/damp locations. Approved for wet locations when glass lens is installed.

C4321-CLR-(B,P) - Clear Reflector/ Black or White Lower Baffle
C4321-WHT-(B,P) - White Reflector/ Black or White Lower Baffle

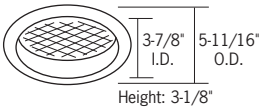

Two Piece Reflector Trim with Lens

Two piece reflector with lens: Clear or white upper reflector, clear or platinum lower cone; regressed prismatic convex lens, Wet Location Listed. OD: 5-11/16"; ID: 3-7/8"

C4327-CLR-(CLR,PL) - Clear Reflector/ Clear or Platinum Lower Cone
C4327-WHT-(CLR,PL) - White Reflector/ Clear or Platinum Lower Cone

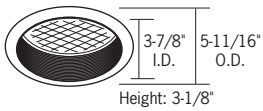

Two Piece Reflector/Baffle Trim with Lens

Two piece reflector with lens: Clear or white upper reflector, black or white lower baffle with regressed prismatic convex glass lens; 1-1/2" Regress. Wet Location Listed. OD: 5-11/16"; ID: 3-7/8"

C4327-CLR-(B,P) - Clear Reflector/ Black or White Lower Baffle
C4327-WHT-(B,P) - White Reflector/ Black or White Lower Baffle

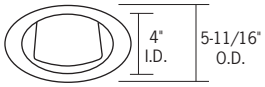

Lensed Wall Wash Trim

Lensed Wall Wash Trim; Clear, Platinum or White Reflector. OD: 5-11/16"; ID: 4"

C4323-CLR* - Clear Reflector
C4323-PL* - Platinum Reflector
C4323-WHT - White Reflector

**Available with White Painted Flange, add "–WPF" to part number*

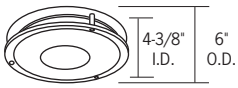

Floating Glass Ring

Floating glass ring; clear or white reflector. 1-1/4" Drop from ceiling; 3-1/2" center hole. Glass OD: 6".

CTR4326L-(CLR,WHT)-P

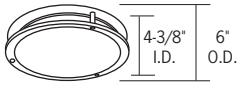

Floating Glass Trim

Floating glass disc; clear or white reflector. 1-1/4" Drop from ceiling. Glass OD: 6".

CTR4325L-(CLR,WHT)-P

Continued

Catalog No. _____

Type _____

Project _____

R4 Series

4" LED Recessed Downlight Trims

Trimless Options

Important Notes: Trimless option requires use of accessory mud frame (**MF4** – ordered separately).
Trimless option CANNOT be used on Remodel (R4RM) style housings.
Trimless option for use with 1/2" - 1" ceiling thicknesses only.

Specification Grade Specular Reflector

Specification grade reflector: narrow beam clear, medium beam clear, wide beam clear, platinum, or white. ID: 4-3/8"

Add "-C" (clear lens) or "-SL" (sandblast lens) after finish code for wet location approved trim.

CN4322N-CLR - Narrow Beam (36°), Clear Reflector
CN4322M-CLR - Medium Beam (54°), Clear Reflector
CN4322W-CLR - Wide Beam (80°), Clear Reflector
CN4322-PL - Platinum Reflector (57°)
CN4322-WHT - White Reflector (69°)

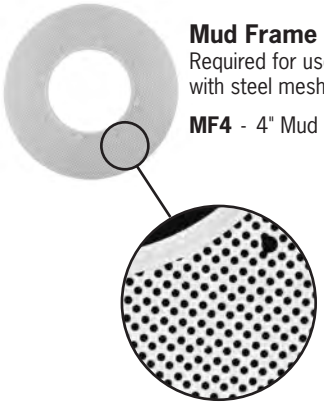

Mud Frame

Required for use with Trimless trim option. Die-cast ring with steel mesh frame – painted white. OD: 10"

MF4 - 4" Mud Frame

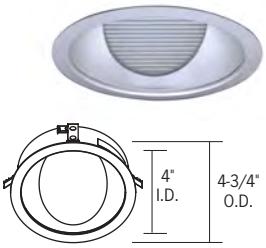

Lensed Wall Wash Trim

Lensed Wall Wash Trim; Clear, Platinum or White Reflector. ID: 4"

CN4323-CLR - Clear Reflector
CN4323-PL - Platinum Reflector
CN4323-WHT - White Reflector

CONTECH LIGHTING | a LEVITON company

Catalog No. _____

Type _____

Project _____

R4 Series

4" LED Recessed Downlight Photometrics

Multiplication Factors

CCT	STD CRI	HIGH CRI	SERIES 1	SERIES 2	SERIES 3	SERIES 4	SERIES 5	WHT/PL REFLECTORS
2700K	0.94	0.70	0.29	0.39	0.53	0.73	0.90	1.0
3000K	N/A	0.75	0.29	0.39	0.53	0.73	0.90	1.0
3500K	1.0	0.81	0.29	0.39	0.53	0.73	0.90	1.0
4000K	1.0	0.87	0.29	0.39	0.53	0.73	0.90	1.0

R4NC630K12D/C4322M-CLR

Designed for 50,000 Hour Lamp Life*; LM-63 Test No. 85098

Light Output (Fixture Delivered Lumens): 3603
Total Watts@120V: 43.0
Lumens Per Watt: 83.8
Color Rendering Index (CRI)[1]: 83
Color Temperature (CCT)[2]: 2988K
Spectral Power Distribution Chart[3]

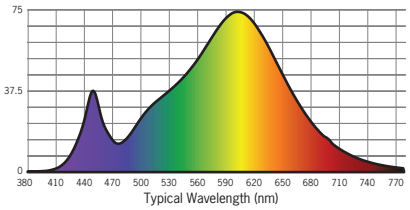

Candela Curve

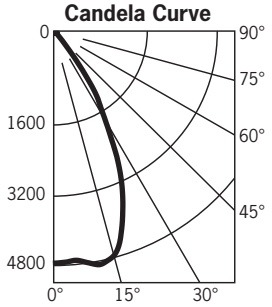

Candlepower Summary

FROM 0	CANDELA	LUMENS
0	4747	
5	4706	455
15	4680	1278
25	2956	1316
35	815	514
45	30	24
55	11	11
65	4	4
75	1	1
85	0	0
95	0	

Intensity Distribution

DISTANCE (FT.)	FOOTCANDLES (FC)	BEAM DIAMETER (FT.)
6'	131.9	5.4
8'	74.2	7.2
10'	47.5	9.0
12'	33.0	10.8
14'	24.2	12.6
16'	18.5	14.4

Beam Distribution: 54°
Spacing Criteria: 0.82

R4NC630K12D/C4322N-CLR

Designed for 50,000 Hour Lamp Life*; LM-63 Test No. 85317

Light Output (Fixture Delivered Lumens): 3567
Total Watts@120V: 43.0
Lumens Per Watt: 83.0
Color Rendering Index (CRI)[1]: 82
Color Temperature (CCT)[2]: 3027K
Spectral Power Distribution Chart[3]

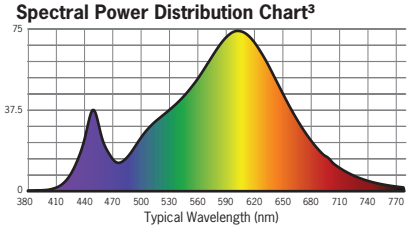

Candela Curve

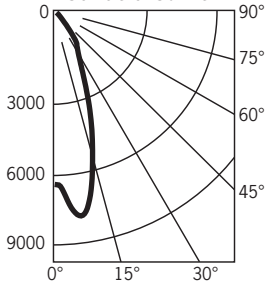

Candlepower Summary

FROM 0	CANDELA	LUMENS
0	6579	
5	7684	716
15	5015	1377
25	1967	950
35	780	462
45	46	36
55	18	17
65	6	7
75	2	2
85	0	0
95	0	

Intensity Distribution

DISTANCE (FT.)	FOOTCANDLES (FC)	BEAM DIAMETER (FT.)
6'	182.8	3.9
8'	102.8	5.3
10'	65.8	6.6
12'	45.7	7.9
14'	33.6	9.2
16'	25.7	10.5

Beam Distribution: 36°
Spacing Criteria: 0.63

R4NC630K12D/C4322W-CLR

Designed for 50,000 Hour Lamp Life*; LM-63 Test No. 84842

Light Output (Fixture Delivered Lumens): 3749
Total Watts@120V: 44.4
Lumens Per Watt: 84.4
Color Rendering Index (CRI)[1]: 82
Color Temperature (CCT)[2]: 3025K
Spectral Power Distribution Chart[3]

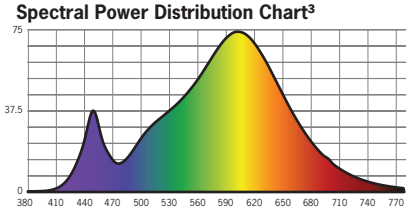

Candela Curve

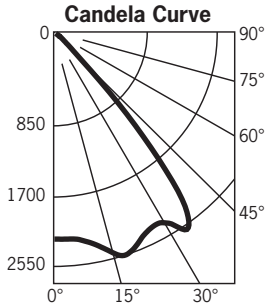

Candlepower Summary

FROM 0	CANDELA	LUMENS
0	2248	
5	2256	218
15	2506	701
25	2356	1102
35	2448	1380
45	222	294
55	43	41
65	11	11
75	2	2
85	0	0
95	0	

Intensity Distribution

DISTANCE (FT.)	FOOTCANDLES (FC)	BEAM DIAMETER (FT.)
6'	62.4	8.9
8'	35.1	11.9
10'	22.5	14.9
12'	15.6	17.9
14'	11.5	20.8
16'	8.8	23.8

Beam Distribution: 80°
Spacing Criteria: 1.19

1. Accuracy of rendering colors
2. Color appearance of light source
3. Colors present within the light source

*Dependent on surrounding temperatures

Catalog No. _____

Type _____

Project _____

R4 Series

4" LED Recessed Downlight Photometrics

Multiplication Factors

CCT	STD CRI	HIGH CRI	SERIES 1	SERIES 2	SERIES 3	SERIES 4	SERIES 5	WHT/PL REFLECTORS
2700K	0.94	0.70	0.29	0.39	0.53	0.73	0.90	1.0
3000K	N/A	0.75	0.29	0.39	0.53	0.73	0.90	1.0
3500K	1.0	0.81	0.29	0.39	0.53	0.73	0.90	1.0
4000K	1.0	0.87	0.29	0.39	0.53	0.73	0.90	1.0

R4NC630K12D/C4322-PL

Designed for 50,000 Hour Lamp Life*; LM-63 Test No. 85318

Light Output (Fixture Delivered Lumens): 3423
Total Watts@120V: 43.0
Lumens Per Watt: 79.6
Color Rendering Index (CRI)[1]: 82
Color Temperature (CCT)[2]: 3033K
Spectral Power Distribution Chart[3]

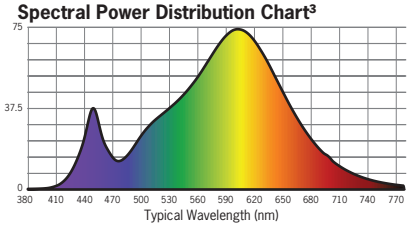

Candela Curve

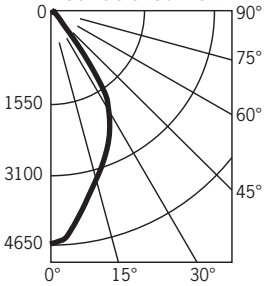

Candlepower Summary

FROM 0	CANDELA	LUMENS
0	4582	
5	4309	395
15	3376	949
25	2619	1194
35	1191	725
45	140	116
55	33	33
65	8	9
75	2	2
85	0	0
95	0	

Intensity Distribution

DISTANCE (FT.)	FOOTCANDLES (FC)	BEAM DIAMETER (FT.)
6'	127.3	4.8
8'	71.6	6.4
10'	45.8	8.0
12'	31.8	9.6
14'	23.4	11.3
16'	17.9	12.9

Beam Distribution: 57°
Spacing Criteria: 0.80

1. Accuracy of rendering colors
2. Color appearance of light source
3. Colors present within the light source

**Dependent on surrounding temperatures*

DIMMING SPECIFICATIONS

For ConTech Lighting 4" and 6" LED Downlights: **R4SQ Series, R4 Series, and R6 Series**

- Incandescent 120VAC dimmers adjust the light with “forward phase control,” where the dimmer “chops” the forward part of the AC wave to deliver less or more power to the light source. No neutral wire connection required.
- Electronic vow voltage 120VAC dimmers adjust the light with “reverse phase control,” where the dimmer “chops” the back part of the AC wave to deliver less or more power to the light source. Neutral wire connection required.
- 0-10V DC low voltage dimmers operate using two low voltage dimming wires that are separate from the 120V or 277V AC power. The dimmer sends a variable output voltage to the fixture based upon the dimming level. 10V corresponds to undimmed operation, 5V to 50% and so on. Switching on/off is controlled with the line voltage power (120V or 277V AC) input to the dimmer and then dimming operation is controlled with the 0-10V DC low voltage wiring connection between the dimmer and the LED driver. The control signal runs on two low voltage control wires (color coded violet and gray).
- Lutron HiLume and EcoSystem dirvers provide continuous dimming from 1%-100%. For a complete list of compatible dimmers and controls, please visit www.lutron.com
- Use DALI approved controls for dimming eldoLED MVD7 (1%-100%) and MVD9 (0.1%-100%) options.

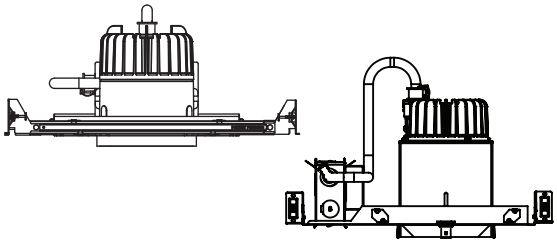

			R4SQ Series* R4*/R6 Series* Dimming Options 12D, 27D, MVD Dimming Range	**R4SQ Series, R4/R6 Series eldoLED ECOdrive 0-10V** Dimming Options 12D6, 27D6, MVD6 Dimming Range	**R4SQ Series, R4/R6 Series eldoLED SOLOdrive 0-10V** Dimming Options 12D8, 27D8, MVD8 Dimming Range
Manufacturer	***Product***	***Model***	***Light Output***	***Light Output***	***Light Output***
Leviton	IllumaTech	IPI06-1LZ	1%-100%	NA	NA
Leviton	SureSlide	6631-2	1%-100%	NA	NA
Leviton	Vizia	VPE06	9%-100%	NA	NA
Leviton	Trimatron	6683-IW	6%-100%	NA	NA
Leviton	Decora	6161	15%-100%	NA	NA
Leviton	SureSlide	6633-P	1%-100%	NA	NA
Leviton	IllumaTech	IPE04	6%-100%	NA	NA
Leviton	IllumaTech	IP710-DLX	NA	1%-100%	0.1%-100%
Cooper	Devine	DLC03P	1%-100%	NA	NA
Cooper	Skye	SLC03P	0%-100%	NA	NA
Cooper	Decorator	DAL06P	0%-100%	NA	NA
Pass & Seymour	Titan	CD4FB-W	NA	1%-100%	0.1%-100%
Synergy		ISD BC	NA	1%-100%	0.1%-100%
Watt Stopper	Miro Decorator	DCLV1	NA	1%-100%	0.1%-100%
Lutron	Ariadni	TGCL-153P	1%-100%	NA	NA
Lutron	Ariadni	TG-600P	13%-100%	NA	NA
Lutron	Diva	DVCL-153P	1%-100%	NA	NA
Lutron	Diva	DV600P	6%-100%	NA	NA
Lutron	Diva	DVELV303P	6%-100%	NA	NA
Lutron	Diva	DVTV	NA	1%-100%	0.1%-100%
Lutron	Faedra	FAELV500	12%-100%	NA	NA
Lutron	Lumea	LG600P	8%-100%	NA	NA
Lutron	Maestro	MAELV600	16%-100%	NA	NA
Lutron	Nova	NFTV	NA	1%-100%	0.1%-100%
Lutron	Nova T	NTFTV	NA	1%-100%	0.1%-100%
Lutron	Skylark	S-603PG	5%-96%	NA	NA
Lutron	Skylark	S600P	5%-100%	NA	NA
Lutron	Skylark	SELV300P	10%-100%	NA	NA
Lutron	Skylark	CT103P	9%-100%	NA	NA

**277V Triac dimming is not available*

Notes
1. Testing was performed with a single fixture connected to dimmer.
2. Testing has been performed on these dimmers, but this does not imply any warranty of compatibility.
3. Dimming performance can be influenced by different loads, as well as variations in dimmer switches within the same model.
4. Dimmer maximum load rating with LED may differ from published traditional source dimmer ratings. Consult manufacturer for maximum dimmer information.
5. Consult factory for additional dimming information.