

RL30S-ICR

6" Incandescent Insulated Ceiling StopAire Shallow Remodel Recessed Housing

Specifications/Features

Housing/Mounting

Designed for simple installation into both standard ceilings or existing insulated ceilings. Will work on ceiling thickness from 1/2" to 1".

Approved for direct contact with insulation.

Galvanized steel housing.

Adjustable socket mounting plate. Vertical position.

Ceiling cutout template provided.

Meets Washington State Energy Code (WSEC) 2.0 CFM or less air filtration.

Lamp/Electrical

Input Voltage: 120V AC, 60Hz.

(1) 65W BR30, 75W PAR30, 75W PAR30LN, 60W A19 or 40W A19 Incandescent lamp.

Large, easily accessible junction box has (7) 1/2" pry-outs and (4)

Romex pry-out ports with UL listed cable grips.

Spring latch for no-tool access to junction box.

Maximum of (6) #12 AWG conductors in junction box.

Trims

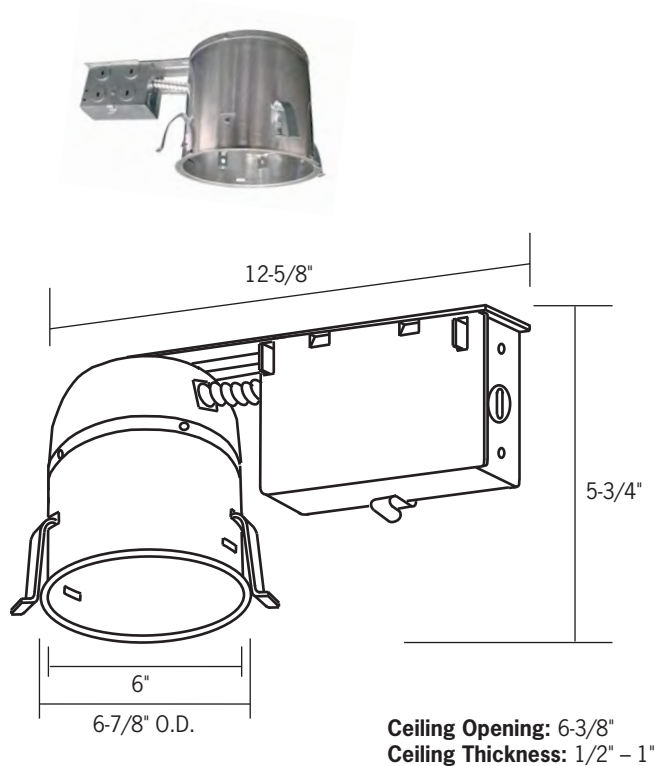
Many different trims options are available to complement any design style. See "Trims for 6" Incandescent Recessed Housings" spec sheet for details.

Warranty

This fixture is covered by ConTech's full one year replacement guarantee after date of purchase.

Listing

cULus listed. Suitable for damp locations.



Ceiling Opening: 6-3/8"
Ceiling Thickness: 1/2" – 1"

Ordering Information

Example Order:

Housing

RL30S-ICR

Trims

Max. Lamp 65W BR30, 75W PAR30, 75W PAR30LN:

CTR3000 Series CTR3001 Series
CTR3002 Series CTR3007 Series
CTR3008 Series CTR3009 Series

Max. Lamp 60W A19:

CTR1901 Series
CTR1902 Series

Max. Lamp 40W A19:

CTR1912 Series
CTR1913 Series
CTR1916 Series

See "Trims for 6" Incandescent Recessed Housings" Spec Sheet for Trim Information and Details

Options

CTR618 - 6" Round Line Voltage Adapter Plate
HB-30 - 30" T-Bar Hanger Set

RL-725-(B,P) - Minimum Trim Ring for 6" Trim, 7-1/4" O.D.

RL-75-(B,P) - Replacement Trim Ring for 6" Trim, 7-1/2" O.D.

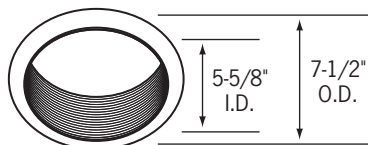
RL-08-(B,P) - Oversized Trim Ring for 6" Trim, 7-13/16" O.D.

Trims for 6" Incandescent RL30 and RL38 Series Recessed Housings

Trims are compatible with 6" Incandescent Recessed Housings unless otherwise specified: RL30-IC, RL30S-IC, RL30S-ICSA, RL30-ICSA-R, RL30S-ICR, RL38, RL38S, RL38S-R, RL38-ICER and RL38-ICESA

All trims have white trim finish unless specified.

All trims are suitable for damp locations; only shower trims are listed for wet locations.



CTR1901-B-CLR

Black Baffle, Clear Reflector, Black Trim Ring

CTR1901-CLR

Black Baffle, Clear Reflector

CTR1901-WHT

White Baffle, White Reflector

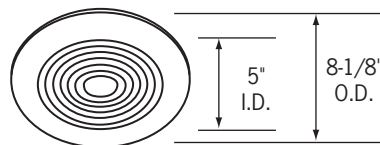
White high heat rated ABS beveled trim ring. Specular aluminum reflector. (3) Heat-treated steel spring reflector clips.

Maximum Wattage:

IC Housings: 50W PAR30, 60W A19

Non-IC Housings: 75W PAR30, 90W PAR38, 100W A19

NOTE: Not compatible with shallow housings



CTR1913-P

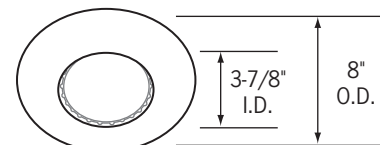
Fresnel Shower Light Trim

Wet location listed. Beveled white steel trim ring. Polyethylene sponge gaskets. Flat, clear Fresnel glass lens. (2) Butterfly spring clips, heat treated steel.

Maximum Wattage:

IC Housings: 40W A19 (60W A19 can be used with RL38-ICER and RL38-ICESA housings)

Non-IC Housings: 60W A19



CTR3000-P

Open Trim

Maximum Wattage: 75W PAR30

CTR3800-P

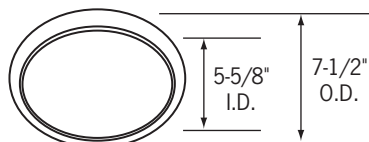
Open Trim

Maximum Wattage:

IC Housings: 75W PAR38, 90W PAR38, 100W PAR38

Non-IC Housings: 120W BR40, 150W PAR38

Painted white steel beveled trim ring. Two double coiled heat-treated steel spring clips. Polyethylene sponge gaskets.



CTR1902-(CLR, WHT)

A-Lamp Multiplier, Clear or White Reflector

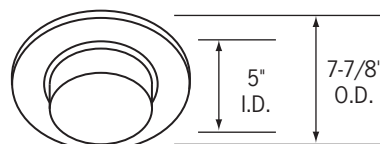
White high heat rated ABS beveled trim ring. Specular aluminum reflector. (3) Heat-treated steel spring pressure clips.

Maximum Wattage:

IC Housings: 50W PAR30, 60W A19

Non-IC Housings: 75W PAR30, 90W PAR38, 100W A19

NOTE: Not compatible with shallow housings



CTR1916-P

Drop Opal Shower Light Trim

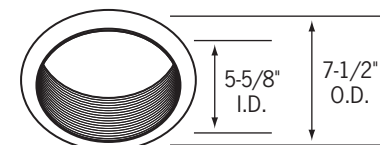
Glass Lens, 1" Drop

Wet location listed. Beveled white steel trim ring. Polyethylene sponge gaskets. (2) Butterfly spring clips, heat treated steel.

Maximum Wattage:

IC Housings: 40W A19

Non-IC Housings: 60W A19



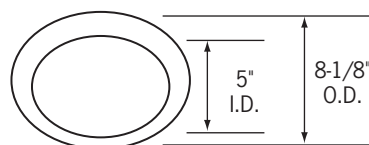
CTR1921CLR-BLK

Black Baffle, Clear Upper Reflector, White Plastic Trim Ring

CTR1921WHT-WHT

White Baffle, White Upper Reflector, White Plastic Trim Ring

Maximum Wattage: 65W BR30, 75W PAR30S, 75W PAR30L, 75W PAR38



CTR1912-P

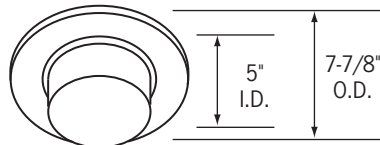
Albalite Shower Light Trim

Wet location listed. Beveled white steel trim ring. Polyethylene sponge gaskets. Flat opal Albalite glass. (2) Butterfly spring clips, heat treated steel.

Maximum Wattage:

IC Housings: 40W A19 (60W A19 can be used with RL38-ICER and RL38-ICESA housings)

Non-IC Housings: 60W A19



CTR1916-PP

Drop Opal Shower Light Trim

Plastic Lens, 1-1/2" Drop

Wet location listed. Beveled white high-heat ABS trim ring. Polyethylene sponge gaskets. (2) Butterfly spring clips.

Maximum Wattage:

IC Housings: 40W A19

Non-IC Housings: 60W A19

Reflector/Trim Finishes

Reflector Finish Options:

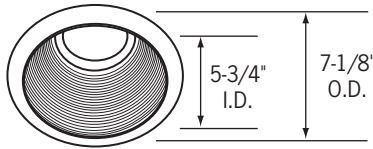
BLK - Black **CLR** - Clear
WHT - White

Trim Finish Options:

B - Black **PP** - White Plastic
P - White
S - Silver

Continued on Page 2

Trims for 6" Incandescent RL30 and RL38 Series Recessed Housings



CTR3001-(B, P, WHT)

Tapered Black Baffle/Trim Ring, Black Baffle/
White Trim Ring, or White Baffle/Trim Ring

Maximum Wattage: 65W BR30, 75W PAR30

CTR3001W-WHT

Tapered White Baffle with Oversized Trim Ring.
O.D.: 7-3/4"

Maximum Wattage: 65W BR30, 75W PAR30

CTR3801-(P, WHT)

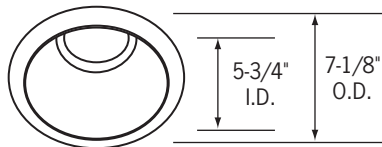
Tapered Black Baffle/ White Trim Ring or White
Baffle/Trim Ring

Maximum Wattage:

IC Housings: 60W PAR38

Non-IC Housings: 120W BR40, 150W PAR38

White high heat rated ABS beveled trim ring. (2)
Double coiled heat-treated steel spring clips.
Tapered steel baffle.



CTR3002-B-BLK

Black Specular Reflector, Black Trim

Maximum Wattage: 65W BR30, 75W PAR30

CTR3002-(BLK, CLR)

Black or Clear Specular Reflector

CTR3002-WHT

White Multiplier

Maximum Wattage: 65W BR30, 75W PAR30

CTR3802-B-BLK

Black Specular Reflector, Black Trim Ring

Maximum Wattage:

IC Housings: 75W PAR38, 90W PAR38, 100W PAR38

Non-IC Housings: 120W BR40, 150W PAR38

CTR3802-(BLK, CLR)

Black or Clear Specular Reflector

CTR3802-WHT

White Multiplier

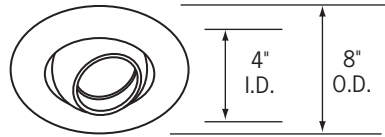
Maximum Wattage:

IC Housings: 75W PAR38, 90W PAR38, 100W PAR38

Non-IC Housings: 120W BR40, 150W PAR38

Heat Lamp: 150W R40 Heat Lamp, for use with RL38
Non-IC housing only

White high heat rated ABS beveled trim ring. (2)
Double coiled heat-treated steel spring clips.
Tapered steel specular reflector on "BLK" finishes.
Tapered aluminum specular reflector on "CLR" and
"WHT" finishes.

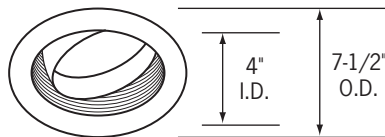


CTR3008-P

Eyeball

35° Vertical adjustment. Beveled steel trim ring.
Polyethylene sponge gaskets. (2) Butterfly spring
clips, heat-treated steel. Steel eyeball construction.

Maximum Wattage: 75W PAR30

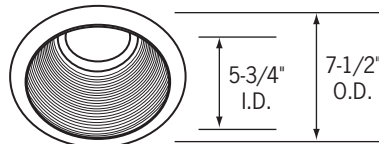


CTR3009-WHT

Regressed Eyeball; White Baffle

30° Vertical adjustment. Flat, high-heat ABS white
trim ring. (3) Leaf reflector clips: spring steel,
heat-treated, black oxidation plated. White aluminum
tapered baffle. White steel eyeball construction.

Maximum Wattage: 75W PAR30



CTR6001AT-WHT

Self flanged, air-tight, tapered baffle. White
Baffle/Trim Ring

Maximum Wattage:

IC Housings: 75W PAR30

Non-IC Housings: 150W PAR38

NOTE: Not compatible with shallow housings

Reflector/Trim Finishes

Reflector Finish Options:

BLK - Black **CLR** - Clear
WHT - White

Trim Finish Options:

B - Black **PP** - White Plastic
P - White
S - Silver