LED

BUY AMERICAN ACT OF 2009 COMPLIANT

FINELITE

HO4 - Uplight/Downlight

INDUSTRY BEST 10 YEAR LED WARRANTY | 10 Working Days | Declare. | Third Party Verified

Date

Project

Type

Comments



DESCRIPTION

HO4 Uplight/Downlight (HO4-UD) pendant delivers unparalleled performance and comfortable illumination in a 4x4 rectilinear linear form. A sleek and hidden LED track provides fully-powered uplight. Allowing maximum control, the HO4 enables independent control of uplight and downlight.
This Product is enrolled in the International Living Future Institute (ILFI) Declare 2.0 Program and is third-party verified with options achieving Red List Approved and Declared status.

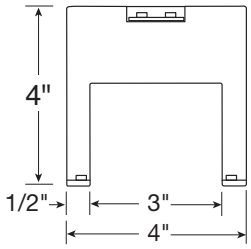

DIMENSIONS & LIGHT ENGINE

Mid-powered, mirco LED arrays are tucked into the thin bottom rail and top channel for seamless illumination.

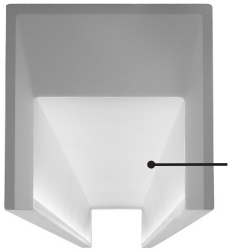

UNIQUE POLYMER REFLECTOR

State-of-the-art lightweight reflector material features high reflectivity, reduced presence of seams, and is tailorable for maximum flexibility and performance.

90 DEGREE CORNERS

HO4 is now available with 90 degree corners.
(See page 3 for measurement spefications)

ORDERING GUIDE: *Sample Number: HO4-UD - RO - 32' - S - H - 835 - F - OPN - 120V - FA - OE - SC - C1 - OBO - CP - RLA*

HO4-UD [ ] [ ] [ ] [ ] [ ] [ ] [ ] [ ] [ ] [ ] [ ] [ ] [ ] [ ] [ ]

- Finelite **HO4-UD**
- Luminaire Style (**RO** - Rectilinear Open)
- Length (Minimum 2', in 1' increments) [1]
- Uplight Output (**S** - Standard , **B** - Boosted Standard, **H** - High, **V** - Very High)
- Downlight Output (**S** - Standard , **B** - Boosted Standard, **H** - High, **V** - Very High)
- LED CRI/CCT (**830** - 80 CRI min, 3000K **930** - 90 CRI min, 3000K
  835 - 80 CRI min, 3500K **935** - 90 CRI min, 3500K
  840 - 80 CRI min, 4000K **940** - 90 CRI min, 4000K)
- Uplight Option (**F** - Flush)
- Downlight Option (**OPN** - Open)
- Voltage (**120V**, **277V, 347V**)
- Mounting (**FA** - Fully Adjustable)
- Endcap (**OE** - Open Endcap (standard), **SE** - Solid Endcap [2])
- Circuiting (**SC** - Single Circuit, **DC** - Dual Circuit) [3]
- Ceiling Type (**C1** - 1" T-Bar, **C2** - 9/16" T-Bar, **C3** - screw slot, **C4** - hard ceiling)
- Integrated Sensor (**OBO** - Occupancy Sensor, **OBD** - Daylight) [2]
- Special Options (**CP** - Chicago Plenum)
  (**RLA** - Red List Approved, **RLD** - Declared Label)

[1] Standard section lengths: 4', 8' and 12' (maximum). See page 3 for configuration information
[2] Solid Endcap (**SE**) required at end with a sensor/battery pack
[3] Contact factory for switching options

Patent Pending

A brand of legrand

Finelite, Inc. • 30500 Whipple Road • Union City, CA 94587-1530 • (510) 441-1100 • Fax: (510) 441-1510 • www.finelite.com

Due to continuing product improvements, Finelite reserves the right to change specifications without notice. Please visit www.finelite.com for most current data.

© 2020 FINELITE, INC. ALL RIGHTS RESERVED. Form CTK0188. V5 EFFECTIVE DATE: 09/20

FINELITE

HO4 - Uplight/Downlight

PHOTOMETRY

HO4-UD-RO-V-V-835-OPN
Very High Output / Very High Output - 4' Luminaire
Distribution: 61% Up (**V**) / 39% Down (**V**)
Efficacy: 122 lumens per watt
Uplight: 5195 lumens (1299 lumens/foot)
Downlight: 3374 lumens (844 lumens/foot)
Total luminaire output: 8570 lumens (2143 lumens/foot)
70 watts (17.5 watts/foot)
CRI: 80
CCT: 3500K
ITL LM79 Report 89462

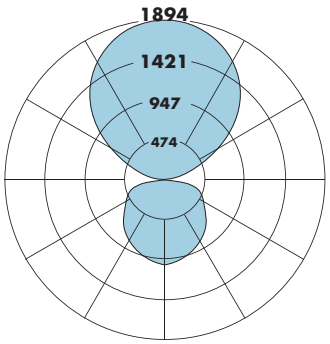

CANDELA DISTRIBUTION

	0.0	22.5	45	67.5	90	Flux
0	1032	1032	1032	1032	1032	
5	1028	1025	1020	1016	1016	97
15	1002	982	974	967	962	276
25	947	913	906	902	898	420
35	861	822	819	820	818	516
45	747	711	717	717	714	555
55	610	583	595	585	589	530
65	451	444	462	497	508	467
75	277	298	368	402	407	370
85	92	181	138	68	48	143
90	0	53	39	21	8	
95	39	95	88	68	55	87
105	239	280	257	230	210	269
115	584	600	573	531	504	559
125	979	972	957	933	919	849
135	1305	1296	1291	1269	1258	989
145	1552	1537	1542	1524	1510	958
155	1723	1710	1721	1704	1697	789
165	1834	1824	1832	1825	1821	516
175	1887	1888	1887	1888	1888	179
180	1894	1894	1894	1894	1894	

↑ Indirect | ↓ Direct

Total Light Output, 3500K, 80 CRI (Lumens) - 4' Luminaire

	↑S*	↑B*	↑H*	↑V**
↓S*	3508 [↑61% I 39%↓]	4055 [↑66% I 34%↓]	5422 [↑75% I 25%↓]	6576 [↑79% I 21%↓]
↓B*	3863 [↑55% I 45%↓]	4410 [↑61% I 39%↓]	5777 [↑70% I 30%↓]	6931 [↑75% I 25%↓]
↓H*	4751 [↑45% I 55%↓]	5298 [↑51% I 49%↓]	6665 [↑61% I 39%↓]	7819 [↑66% I 34%↓]
↓V*	5501 [↑39% I 61%↓]	6047 [↑44% I 56%↓]	7415 [↑55% I 45%↓]	8570 [↑61% I 39%↓]

Light Output, 3500K, 80 CRI (Lumens Per Foot)

	↑S*	↑B*	↑H*	↑V**
↓S*	877	1014	1355	1644
↓B*	966	1102	1444	1733
↓H*	1188	1324	1666	1955
↓V*	1375	1512	1854	2143

Power, 3500K, 80 CRI (Watts Per Foot)

	↑S*	↑B*	↑H*	↑V**
↓S*	6.9	7.8	10.1	12.2
↓B*	7.8	8.7	11.1	13.1
↓H*	10.1	11.1	13.4	15.5
↓V*	12.2	13.1	15.5	17.5

Efficacy, 3500K, 80 CRI (Lumens Per Watt)

	↑S*	↑B*	↑H*	↑V**
↓S*	128	130	134	135
↓B*	124	127	131	132
↓H*	117	120	124	126
↓V*	113	115	120	122

S - Standard Output, B - Boosted Standard Output, H - High Output, V - Very High Output
* Family Correlation based on 4' luminaire 3500K Very High Output (**V**) test - 120V
** Based on ITL report: 89462

Lumen Adjustment Factors - 80 CRI	
3000K	0.985
3500K	1.000
4000K	1.032

Lumen Adjustment Factors - 90 CRI	
3000K	0.746
3500K	0.760
4000K	0.789

Apply a lumen adjustment factor to calculate lumens for the desired CCT and CRI.

SAMPLE LUMEN ADJUSTMENT CALCULATION

Very High Output (**V**) / Very High Output (**V**), 4000K, 90 CRI

Lumen Adjustment Factor = 0.789

Total Light Output =
8570 lm x 0.789 = 6762 lm

Total Light Output per Foot =
2143 lm/ft x 0.789 = 1691 lm/ft

watts/foot = 17.5 W/ft

$$\text{Efficacy} = \frac{1691\,\frac{lm}{ft}}{17.5\,\frac{W}{ft}} = 97\ \text{lm/W}$$

© 2020 FINELITE, INC. ALL RIGHTS RESERVED. Form CTK0188. V5 EFFECTIVE DATE: 09/20

FINELITE

HO4 - Uplight/Downlight

SPECIFICATIONS

CONSTRUCTION: Precision-cut 6061-T6 extruded aluminum body. Internal joiner system, plug-together wiring, standard.

ENDCAPS: Sculpted open endcap extends the look of the open luminaire. Adds 1/4" to length. Solid diecast aluminum endcaps adds 1/4" to each end of luminaire.

MITERED CORNER: Corners are secured with joining brackets for tight connection. Square and rectangular configurations are available. Minimum 4' length for each leg of configurations. Each corner is made up of two reflector sections 2' long.

REFLECTORS: High diffuse polymer reflector with matte white finish. UV stable, abrasion resistant, and anti-static.

UPLIGHT OPTION: Uplight option includes hidden LED arrays and diffuser. Diffuser eliminates striations possible with LED light source.

DOWNLIGHT OPTION: Direct distribution is totally open with unique polymer reflector material that helps define the rectilinear form.

LIGHT OUTPUT: Four lumen packages available; Standard (**S**), Boosted Standard (**B**), High (**H**), and Very High (**V**). A separate chart summarizes lumen distribution and wattage. Light engines are replaceable.

LUMEN MAINTENANCE: 90% of initial light output (L90) at 100,000+ hours; 70% of initial light output (L70) at 200,000+ hours.

DRIVER: Replaceable 120V/277V and 347V Constant Current Reduction dimming driver standard. Can be wired dimming or non-dimming. 0-10V dimming controls with a range of 10%- 100%. Dimming to 1% available; consult factory. Separate dimming for uplight and downlight available. Driver is fully accessible from below the ceiling. Power Factor: ≥ 0.9. Total Harmonic Distortion (THD): <20%. Expected driver lifetime: 100,000 hours.

LUTRON DRIVER OPTIONS: LUTES1 (Hi-lume 1% EcoSystem with Soft-On, Fade to Black dimming (LDE1 series)); **LUTES5** (5-Series 5% EcoSystem (LDE5 Series)), **LUT2W** (Hi-lume 1% 2-wire, 120V forward phase dimming (LTEA series)); Contact factory for availability of discontinued Lutron drivers, L3DA-3-wire and L3DA EcoSystem.

ELECTRICAL: Optional emergency to generator/inverter wiring, internal generator transfer switch, nightlight wiring, step-dimming driver, backup battery. Factory-choice low-profile backup battery available. 8' minimum luminaire length for low profile battery pack. Bodine BSL722 battery pack also available; 4' minimum luminaire length. Backup batteries deliver 2030 lumens. Half of a 4' (one side) section will be illuminated in EM mode. Solid Endcap (**SE**) required at end with a battery pack.

IINTEGRATED SENSORS: Integrated PIR Occupancy and Daylight sensors from a variety of manufacturers can be integrated into the luminaire. Solid Endcap (**SE**) required at end with a sensor.

MOUNTING: 50" Fully Adjustable (**FA**) plated steel aircraft cable with safety stop hardware standard. Contact factory for additional lengths up to 150".

FINISHES: Finelite Signal White powder coat standard. Optional Adders: 185 RAL colors.

FEED: Standard with one 18-gauge/5-conductor single-circuit feed controlling uplight and downlight together (power and dimming). Specify dual feeds for independent control of uplight and downlight. 14-gauge feed used when luminaire current exceeds 5 amps.

LENGTHS: Any lengths, 2-foot minimum, in 1' increments. 12-foot maximum section length.

LABELS: Fixture and electrical components are ETL-listed conforming to UL 1598 in the U.S.A. and CAN/CSA C22.2 No. 250.0 in Canada. In accordance with NEC Code 410.130 (G), this luminaire contains an internal driver disconnect. Damp Location. Chicago Plenum options available for C1, C2, or C3 suspension using our GridBox. Finelite products use electronic components that are RoHS compliant, and the mechanical components of the luminaire have been verified to not knowingly contain any restricted substances listed per RoHS Directive 2011/65/EU. Simply add - **RLF** (Red List Free) or - **RLD** (Declared) to your part number.

WEIGHT: 2.8 lb/ft.

WARRANTY: 10-year performance-based warranty on all standard components. Optional accessories such as emergency battery packs are covered by their individual manufacturer warranties.

LENGTH SPECIFICATIONS FOR CONFIGURATIONS

CONFIGURATIONS

Measurements are made to the outside of the luminous area as shown above for configurations. Minimum length of any section (X) is 4'.

CORNER



Measurements are made to the outside of the luminous area as shown above for single corner. Minimum length of any section (X) is 2'.

Patent Pending

A brand of legrand

Finelite, Inc. • 30500 Whipple Road • Union City, CA 94587-1530 • (510) 441-1100 • Fax: (510) 441-1510 • www.finelite.com

Due to continuing product improvements, Finelite reserves the right to change specifications without notice. Please visit www.finelite.com for most current data.

© 2020 FINELITE, INC. ALL RIGHTS RESERVED. Form CTK0188. V5 EFFECTIVE DATE: 09/20