

FINELITE

High Performance Recessed (HPR) 2x4 - Air Return



Date

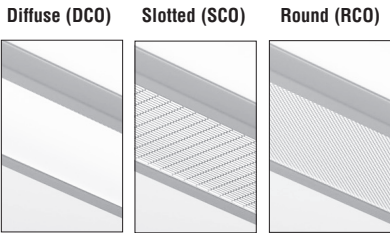
Project

Type

Comments

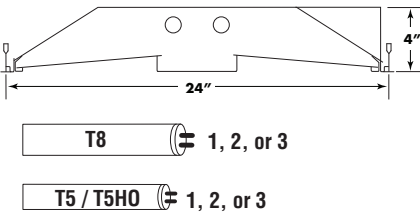
DESCRIPTION

HPR is a highly effective recessed luminaire delivering excellent visual comfort and outstanding performance for office, school, healthcare, and retail applications. Advanced optical designs make HPR a powerful solution for low-ceiling applications and eliminate the shadows common to other recessed products. HPR Air Return effectively removes air from the space with little change to the luminaire aesthetic.



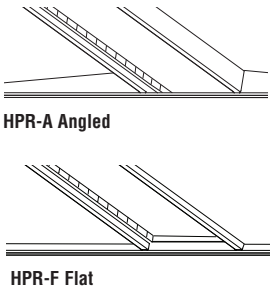
CENTER SHIELDING OPTIONS:

HPR is available with three different center-shielding options: a diffuse center optic, a slotted center optic, and a round center optic.



DIMENSIONS / LIGHT ENGINE:

Available in 1, 2, or 3 T8, T5 or T5HO lamps.

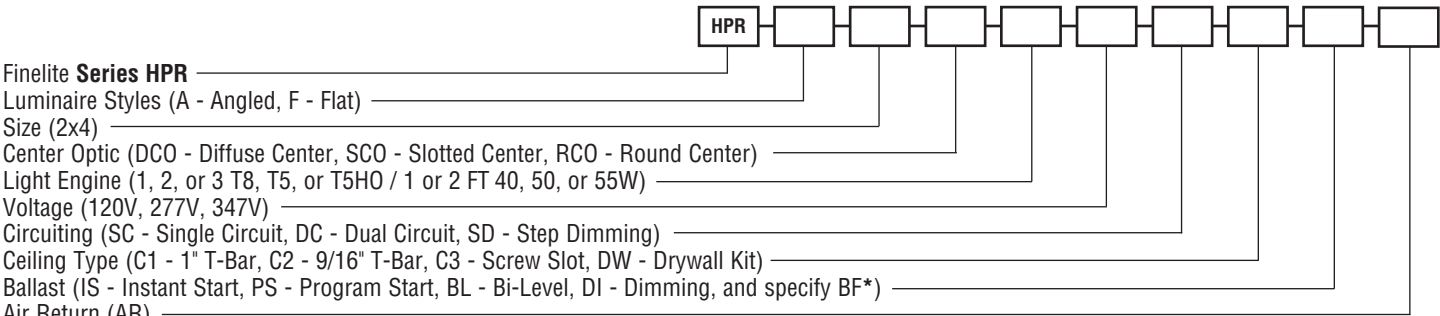


LUMINAIRE STYLES:

HPR-A features lenses angled toward the center-shielding element. HPR-F features lenses parallel to the ceiling plane.

ORDERING GUIDE

Sample Number: HPR - F - 2x4 - DCO - 1T8 - 277 - SC - C1 - IS.88 - AR

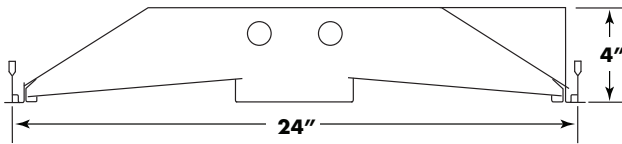


* Standard 0.88 for T8 lamps, 1.0 for T5 or T5HO. Contact factory for available ballasts factors.
Contact factory for Master/Satellite and factory-supplied whip options.

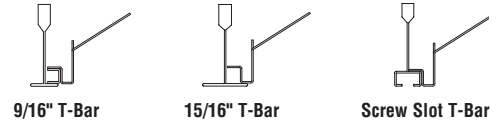
FINELITE

High Performance Recessed (HPR) 2x4 - Air Return

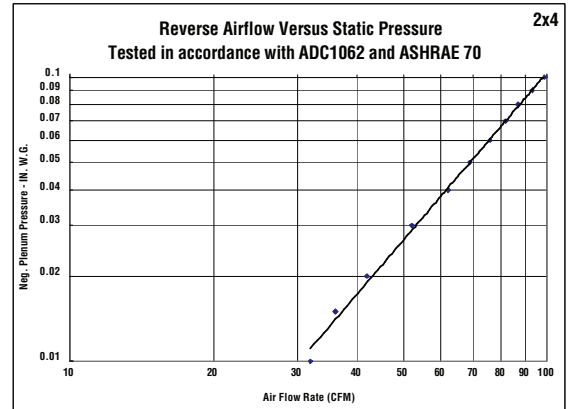
DIMENSIONS



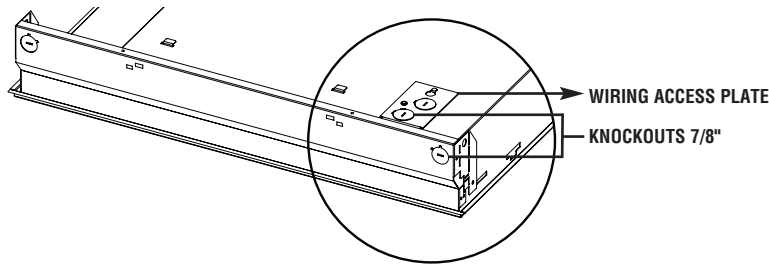
CEILING SYSTEM INFORMATION



AIR HANDLING INFORMATION



WIRING ACCESS DETAIL



SPECIFICATIONS

CONSTRUCTION: Die-formed 20-gauge cold-rolled steel housing. All components are hard-tooled to tolerances of $\pm 0.010"$. UV stabilized weather-strip pile gasket with polypropylene backing. Hinged door frame assembly provides easy access to ballast compartment for re-lamping from below. Seismic brackets are integrated into the fixture assembly. Additional wire entrances are positioned on the ends of the housing to allow easy wiring access for the installer.

REFLECTORS: Die-formed 20-gauge cold-rolled steel reflectors are finished in 96 LG high reflectance matte white powder coat paint.

OPTICAL SYSTEM: Components include diffuser panels and a central optic element held in place with a frame constructed from die-formed cold-rolled steel. The diffusers are UV-stabilized and impact-resistant frosted virgin acrylic, 0.080" thick. They are either angled toward the central optic or parallel to the ceiling plane.

CENTER OPTIC OPTIONS:

Diffuse Center Optic (DCO): UV-stabilized and impact-resistant frosted virgin acrylic. Optional Soft Glow Optic (SGO) available for T8 only.

Slotted Center Optic (SCO): Die-formed cold-rolled steel panel with $1/16" \times 1/2"$ rectangular hole pattern. Virgin acrylic overlay.

Round Center Optic (RCO): Die-formed cold-rolled steel panel with precision-punched $3/32"$ round hole pattern arranged in staggered formation. Virgin acrylic overlay.

LIGHT ENGINE: Available in 1, 2, or 3 T8, T5, or T5HO lamp cross sections.

BALLAST: UL listed Class P. Electronic instant-start ballast $<10\%$ THD, 0.88 BF standard for T8 lamps. Electronic program-start ballasts $<10\%$ THD, 1.0 BF standard for T5/T5HO lamps. Contact factory for available BF's. Optional adders: program-start ballasts (standard for T5/T5HO), 347V, emergency battery packs, dimming or bi-level ballasts (controls by others).

ELECTRICAL: Fixtures and electrical components are ETL listed conforming to UL1598 in the USA and Canada, and ETL listed certified to CAN/CSA C22.2 No. 250.0. In accordance with NEC code 410.73 (G) this luminaire contains an internal ballast disconnect.

MOUNTING: Standard flange design works with most lay-in ceiling types. Integral pry-out tabs secure luminaire to ceiling grid from above. Tie-in locations for tie-wire on all corners. Consult local code for appropriate tie-wire recommendations. Drywall Kit available.

AIR RETURN: Luminaire tested in accordance with ADC1062 and ASHRAE 70. Air Return slots positioned on the center optic. Diffuse Center Optic (DCO) is placed above the air return slots. Other center optics are positioned below the air return slots.

FINISH: Housing and door assembly painted with 96 LG high reflectance matte white powder coat paint. Optional adder: Anti-microbial paint. Contact factory.

FEED: Optional whips (with flex connectors) supplied in a maximum of 11' lengths. Lead wires.

WIRING: Master / Satellite wiring available. Contact factory for configuration options.

LABELS: Fixture and electrical components are ETL-listed conforming to UL 1598 in the U.S.A. and CAN/CSA C22.2 No. 250.0 in Canada. In accordance with NEC Code 410.73 (G), this luminaire contains an internal ballast disconnect. Damp Location. Finelite products use electronic components that are RoHS compliant, and the mechanical components of the luminaire have been verified to not knowingly contain any restricted substances listed per RoHS Directive 2002/95/EC.

WEIGHT: 33 lbs maximum.