Vienna LED Tapelight Specifications

BEULUX

Linear LED strips on a flexible polyimide circuit board, mounted onto a 3M thermal dissipation tape, binning according to SDCM3, CRI>85, 24V DC. Equipped with a constant current source for longer maximum runs with constant luminous flux. Discharge protection +-2,000Volt, lifetime of LM80>60,000 hours, dimming with most common protocols (0-10Volts, TRIAC), beam angle=120°, dimensions (wxh) = 1/3” x 1/16”. From 75-893 lm/ft.	iP66 BILTON helped invent a revolutionary new technology to create IP66 outdoor tape light (damp/wet location). The strips are not coated in silicone but with a specialized hydrophobic, plasma-enhanced, very thin film. This coating is not only extremely durable but features: • 100% moisture protection • No lumen loss (silicone coatings ca. 30%) • No heat increase within the tape, which has negative effects on longevity (silicone coatings do not properly dissipate heat)Very good UV protection and therefore no shift in color temperature, which typically occurs with silicone coatings

Tape Light: (V) Vienna Product Line

Output	IP Rating	Color Temp	Ordering Code
L180 = 180 lumens/ft **L270** = 270 lumens/ft **L400** = 400 lumens/ft **L610** = 610 lumens/ft **L910** = 910 lumens/ft	**IP00** = Indoor **IP66** = Outdoor	**CT27** = 2700k **CT30** = 3000k **CT40** = 4000k	Example: **V-L90IP00CT27** (Vienna, 90 lm/ft, IP00, 2700K)
	IP00 = Indoor	**CT35** = 3500k	
RGB = Red/Green/Blue	**IP00** = Indoor **IP66** = Outdoor	None	
TW = Tunable White	**IP00** = Indoor **IP66** = Outdoor	**CT27-40** = 2700k-4000k	

Technical Information: Vienna Product Line

Output	L180	L270	L400	L610	L910	RGB	Tunable White
LEDs/ft	36	36	36	36	36	18	72
Lumens/ft @ 4000K	180	270	400	610	910	Max 110	460
Consumption (watt/ft)	1.62	2.5	3.66	5.85	8.78	2.2	4.12
Efficacy @ 4000k (lm/watt)	111	108	109	104	104		111
CRI	>80	>80	>80	>80	>80		>80
Voltage	24	24	24	24	24	24	24
Maximum run length	47’	35’	25’	18’	15’	20’	30’
Customization increment	2"	2"	2"	2"	2"	4”	2”

Power Supply

Model	Power	IP	Input	Output	Dimension (Inch) LxWxH
TR = Non-Dimming	50 = 50 watt 75 = 75 watt 100 = 100 watt 150 = 150 watt	IP00	88-264V	24V	3.90 X 3.82 X 1.42 5.08 X 3.82 X 1.50 6.26 X 3.82 X 1.50 7.84 X 3.85 X 1.50
	12 = 12 watt 16 = 16 watt 25 = 25 watt 35 = 35 watt	IP42	90-264V		3.03 X 1.57 X 1.14 3.03 X 1.57 X 1.14 3.31 X 2.24 X 1.16 3.31 X 2.24 X 1.16
	20 = 20 watt 35 = 35 watt 60 = 60 watt 100 = 100 watt	IP67	90-264V		4.65 X 1.38 X 1.02 5.83 X 1.57 X 1.18 6.40 X 1.67 X 1.26 7.48 X 2.05 X 1.46
DTR =Dimming (0-10V)	16 = 16 watt 25 = 25 watt 40 = 40 watt 60 = 60 watt 90 = 90 watt 100 = 100 watt 120 = 120 watt 150 = 150 watt 185 = 185 watt 240 = 240 watt 320= 320 watt 600 = 600 watt	IP67	90-305V	24V	5.83 X 1.57 X 1.26 5.83 X 1.57 X 1.26 6.40 X 1.70 X 1.26 6.40 X 1.70 X 1.26 6.34 X 2.40 X 1.42 8.66 X 2.68 X 1.53 8.66 X 2.68 X 1.53 8.97 X 2.68 X 1.58 8.97 X 2.68 X 1.58 9.88 X 2.68 X 1.58 9.92 X 3.54 X 1.72 11.02 X 5.67 X 1.91
DTR – FP = Dimming (Forward Phase)	20 = 20 watt 40 = 40 watt 60 = 60 watt 75 = 75 watt 96 = 96 watt	IP67	120V	24V	4.92 X 1.97 X 0.77 4.92 X 1.97 X 0.77 4.92 X 1.97 X 0.77 4.92 X 1.97 X 0.77 4.92 X 1.97 X 0.77

Power Supply Ordering Code

Model	Power	IP	Description
TR	50	IP00	Non-Dimming, 50 watt, IP00, 88-264V output, 24V input
DTR	16	IP67	0-10V Dimming, 16 watt, IP67, 90-305V output, 24V input
DTR-FP	20	IP67	Forward Phase-Dimming, 20 watt, IP67, 120V output, 24V

Customization

Code	Description	Customization
T20-CUST	Tapelight Customizing	Cut tape to exact length (2” increments)
TL20-CUST	Tapelight Customizing + Lead Wires	Cut tape to exact length + solder 4’ lead wire
E20-CUST	Extrusion Customizing	Cut tape & extrusion to exact length, installing tape, add strain relief, and solder 4’ lead wire
E20-CUST-C	Extrusion Customizing Color	
E20IP68-1-CUST	Extrusion Customizing IP68 for 1-2 feet	
E20IP68-3-CUST	Extrusion Customizing IP68 for 3-4 feet	
E20IP68-5-CUST	Extrusion Customizing IP68 for 5-6 feet	

Connectors

CON-S
Splice connector



CON2-JC
Jumper Cable with
2” cable



CON20-JC
Jumper Cable with
20” cable

CON20-PF
Power feed for white
tapelight with 20” cable



CON20RGB-PF
Power feed for RGB
tapelight with 20” cable





Compatibility Table

Extrusions	Cross Section	L180 180 lm/ft	L270 270 lm/ft	L400 400 lm/ft	L610 610 lm/ft	L910 910 lm/ft	RGB	Tunable White
CT01 Recessed		X	X				X	X
CT02 Surface Mount		X	X				X	X
CT06 Closet Rod		X	X	X	X	X	X	X
UT01 Walkover		X	X	X	X	X	X	X
VT01 Suspended-S		X	X	X			X	X
VT02 Suspended-M		X	X	X			X	X
VT03 Suspended-L		X	X	X				
XT01 Recessed		X	X	X	X	X	X	X
XT02 Surface Mount		X	X	X	X	X	X	X
YT01 Recessed		X	X	X			X	X
YT02 Surface Mount		X	X	X			X	X
YT04 45° Small		X	X	X			X	X
YT05 Perimeter		X	X	X	X		X	X
YT06 Two Sided	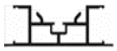	X	X	X	X	X	X	X
YT07 Pendant		X	X	X			X	X
YT09 Flexible		X	X	X			X	X
AA01 Dome		X	X	X	X	X	X	X
AA02 Surface		X	X				X	X

Compatibility Table

Extrusions	Cross Section	L180 180 lm/ft	L270 270 lm/ft	L400 400 lm/ft	L610 610 lm/ft	L910 910 lm/ft	RGB	Tunable White
AA03I Inner Corner		X	X	X			X	X
AA03O Outer Corner		X	X	X			X	X
AA07 Under-Tile		X	X	X			X	X
AF05 Pendant								
AG01 Recessed	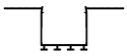	X	X	X	X	X	X	X
AK06 Glass Holder		X	X	X	X	X	X	X
AL01 Bendable		X	X				X	X
AM06 Glass Shelf Holder		X	X	X			X	X
JA01 Pocket		X	X	X			X	X
JB01 Recessed-S		X	X	X	X	X	X	X
JC01 Recessed-M		X	X	X	X	X	X	X
JD01 Recessed-L		X	X	X	X	X	X	X
JG04 45°		X	X	X	X	X	X	X
LA01 Recessed		X	X	X			X	X
LB03I Inner Corner	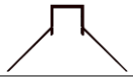	X	X	X			X	X
LB03O Outer Corner		X	X	X			X	X
LC08 Toe-Kick		X	X	X	X	X	X	X

Extrusions: 78 $^{3}/_{4}$ in standard length; can be cut to any length by factory or field cut; mounting clips available and recommended; extrusions are anodized and can be used outdoors

Extrusions L x W x H (inches)	Cross Sections		
CT01 Recessed Extrusion 78 ¾ x $^{45}/_{64}$ x $^{13}/_{64}$	 CT01 + CT99-DL Drop Lens	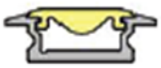 CT01 + CT99-L60 60° Lens	 CT01 + CT99-AL Asym.l Lens
CT02 Surface Mounted Extrusion 78 ¾ x $^{1}/_{2}$ x $^{13}/_{64}$	 CT02 + CT99-DL Drop Lens	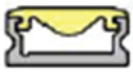 CT02 + CT99-L60 60° Lens	 CT02 + CT99-AL Asym. Lens
CT06 Closet Rod Extrusion 78 ¾ x $^{19}/_{32}$ x 1$^{1}/_{32}$	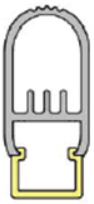 CT06 + CT99-DL Drop Lens	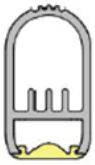 CT06 + CT99-L60 60° Lens	 CT06 + CT99-AL Asym. Lens
UT01 Walk-Over 78 ¾ x 1 x $^{55}/_{64}$	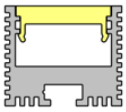 UT01 + UT01-SL Satined Lens		
VT01 Suspended Extrusion 78 ¾ x $^{31}/_{32}$ x $^{23}/_{64}$	 VT01 + VT01-SL Satined Lens Θ $^{31}/_{32}$		

Extrusions: 78 $^{3}/_{4}$ in standard length; can be cut to any length by factory or field cut; mounting clips available and recommended; extrusions are anodized and can be used outdoors

Extrusions L x W x H (inches)	Cross Sections			
VT02 Pendant Extrusion 78 ¾ x $^{53}/_{64}$ x $^{9}/_{32}$	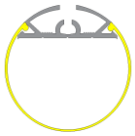 VT02 + VT02-SL Satined lens			
VT03 Pendant Extrusion 78 ¾ x 1$^{37}/_{64}$ x $^{25}/_{64}$	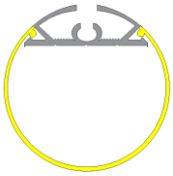 VT03 + VT03-SL Satined lens			
XT01 Recessed Extrusion 78 ¾ x 1$^{3}/_{16}$ x $^{49}/_{64}$	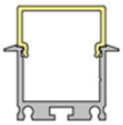 XT01 + XT99-DL Drop lens	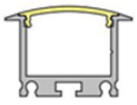 XT01 + XT99-CL Clear lens	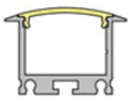 XT01 + XT99-SL Satined lens	 XT01 + XT99-35L 35° lens
XT02 Surface Mounted Extrusion 78 ¾ x $^{29}/_{32}$ x $^{33}/_{64}$	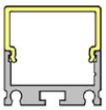 XT02 + XT99-DL Drop lens	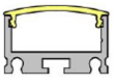 XT02 + XT99-CL Clear lens	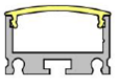 XT02 + XT99-SL Satined lens	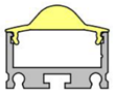 XT02 + XT99-35L 35° lens
YT01 Recessed Extrusion 78 ¾ x $^{31}/_{32}$ x $^{23}/_{64}$	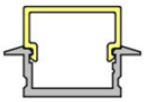 YT01 + YT99-DL Drop lens	 YT01 + YT99-CL Clear lens	 YT01 + YT99-SL Satined lens	
YT02 Flush Mounted Extrusion 78 ¾ x $^{11}/_{16}$ x $^{11}/_{32}$	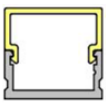 YT02 + YT99-DL Drop lens	 YT02 + YT99-CL Clear lens	 YT02 + YT99-SL Satined lens	

Extrusions: 78 $^{3}/_{4}$ in standard length; can be cut to any length by factory or field cut; mounting clips available and recommended; extrusions are anodized and can be used outdoors

Extrusions L x W x H (inches)	Cross Sections		
YT04 45° Small Extrusion 78 ¾ x $^{11}/_{16}$ x $^{11}/_{16}$	 YT04 + YT99-DL Drop lens	 YT04 + YT99-CL Clear lens	 YT04 + YT99-SL Satined lens
YT05 Perimeter Extrusion 78 ¾ x $1^{7}/_{64}$ x $1^{7}/_{64}$	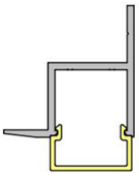 YT05 + YT99-DL Drop lens	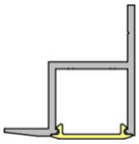 YT05 + YT99-CL Clear lens	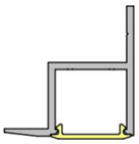 YT05 + YT99-SL Satined lens
YT06 Two-Sided Extrusion 78 ¾ x $2^{11}/_{64}$ x $^{47}/_{64}$	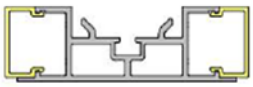 YT06 + YT99-DL Drop lens	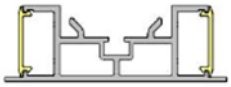 YT06 + YT99-CL Clear lens	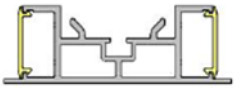 YT06 + YT99-SL Satined lens
YT07 Direct-Indirect Extrusion 78 ¾ x $^{11}/_{16}$ x 1	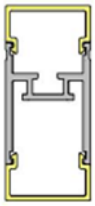 YT07 + YT99-DL Drop lens	 YT07 + YT99-CL Clear lens	 YT07 + YT99-SL Satined lens
YT09 Flexible Extrusion 78 ¾ x $^{11}/_{16}$ x $^{31}/_{64}$	 YT09		

Extrusions: 78 $^{3}/_{4}$ in standard length; can be cut to any length by factory or field cut; mounting clips available and recommended; extrusions are anodized and can be used outdoors

Extrusions L x W x H (inches)	Cross Sections			
AA01 Recessed Dome Extrusion 78 ¾ x $2^{13}/_{16}$ x $1^{53}/_{64}$	 AA01 + AA99-SL Drop Lens			
AA02 Surface Mounted Extrusion 78 ¾ x $^{11}/_{16}$ x $^{5}/_{32}$	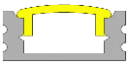 AA02 + AA99-SL Satined Lens	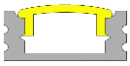 AA02 + AA99-CL Clear Lens	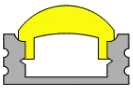 AA02 + AA02-L60 60° Lens	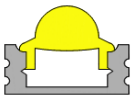 AA02 + AA02-L30 30° Lens
AA03I Under-Tile Inner Corner 78 ¾ x $^{31}/_{64}$ x $1^{1}/_{32}$	 AA03I + AA99-SL Satined Lens			
AA03O Under-Tile Outer Corner 78 ¾ x $^{31}/_{64}$ x $1^{1}/_{32}$	 AA03O + AA99-SL Satined Lens			
AA07 Under-Tile Extrusion 78 ¾ x $^{31}/_{64}$ x $^{7}/_{16}$	 AA07 + AA07-SL Satined Lens	 AA07 + AA07-CL Clear Lens		
AF05 Triangular Extrusion 78 ¾ x $^{31}/_{64}$ x $^{7}/_{16}$	AF05 + AF05-SL Satined Lens			

Extrusions: 78 $^{3}/_{4}$ in standard length; can be cut to any length by factory or field cut; mounting clips available and recommended; extrusions are anodized and can be used outdoors

Extrusions L x W x H (inches)	Cross Sections
AG01 Trimless Recessed Extrusion 78 ¾ x $1^{1}/_{32}$ x $^{61}/_{64}$	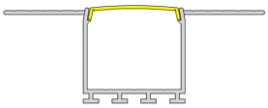 AG01 + AG01-SL Satined lens
AK06 Edge Light Extrusion 78 ¾ x $^{29}/_{32}$ x $1^{23}/_{64}$	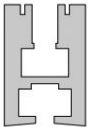 AK06
AL01 Bendable Extrusion 78 ¾ x $^{45}/_{64}$ x $^{5}/_{32}$	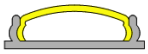 AL01 + AL01-SL Satined lens
AM06 Shelf Holder Extrusion 78 ¾ x $1^{17}/_{32}$ x $1^{49}/_{64}$	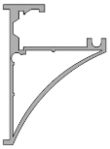 AM06
JA01 Flangeless Pocket Extrusion 78 ¾ x $2^{1}/_{8}$ x $^{39}/_{64}$	 JA01 + JA01-CL Clear lens
JB01 Trimless Recessed Extrusion 78 ¾ x $^{15}/_{16}$ x $^{39}/_{64}$	 YT04 + YT99-DL Drop lens

Extrusions: 78 $^{3}/_{4}$ in standard length; can be cut to any length by factory or field cut; mounting clips available and recommended; extrusions are anodized and can be used outdoors

Extrusions L x W x H (inches)	Cross Sections
JC01 Trimless Recessed Extrusion 78 ¾ x $1^{17}/_{32}$ x $^{39}/_{64}$	 JC01 + JC01-SL Satined lens
JD01 Trimless Recessed Extrusion 78 ¾ x $2^{1}/_{8}$ x $^{39}/_{64}$	 JD01 + JD01-SL Satined lens
JG04 45° Extrusion 78 ¾ x $1^{3}/_{16}$ x $1^{3}/_{16}$	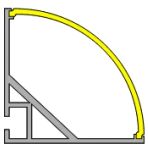 JG04 + JG04-SL Round Satined lens JG04 + JG04-CL 90° Satined lens
LB03I Inner-Corner Extrusion 78 ¾ x $^{33}/_{64}$ x $1^{1}/_{32}$	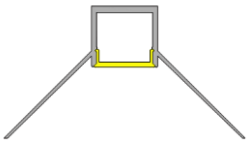 LB03I + LB03-SL Satined Lens
LB03O Outer-Corner Extrusion 78 ¾ x $^{33}/_{64}$ x $^{57}/_{64}$	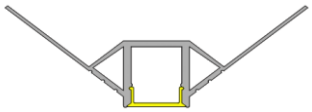 LB03O + LB03-SL Satined Lens