

FCF1105

5" Round high powered flood light outdoor



(Shown w/Cut-Off Visor)



Made in USA with domestic & globally sourced components

FEATURES

- Up to 2205 lm @ 20W, Over 100 LPW
- Wide range mounting options
- Many optical accessories
- Tempered glass lens
- IP66 rated
- 1.5G Vibration Tested
- 93 CRI with 2 SDCM

PERFORMANCE

Beam Spread: 10° | 15° | 25° | 40° | 60° | 120°

CCT Options: 2700K, 3000K, 3500K, 4000K, 5000K, Red, Green, Blue

CRI: 93 CRI

Consistency: 2 SDCM (Fixture to Fixture)

Lumens: 2205 lm

Lifetime: > 70,000 hours / L70 or better

PHYSICAL

Mounting: Standard mounting is 1/2" - 14 NPS and includes adjustments for 145° vertical rotation and 360° horizontal rotation

Ingress Protection: Dry, damp or wet locations IP66 rated

Finish: Six stage chemical iron phosphate conversion pre-treatment. Polyester powder coat finish, 18 µm Min., 5000hr salt spray test (ASTM B117) compliant with Florida / AAMA 2604 specification. AAMA 2605 optional w/ 10 yr. paint warranty.

Warranty: 5-Year limited warranty (refer to website for details)

Housing: Marine grade, corrosion resistant, low copper, solid die-cast aluminum; captive stainless steel fasteners

Lens: Anti-reflective-clear, tempered glass w/silicone gasketing - IK07 Impact Rating

Vibration Resistance: Compliant with 1.5G ANSI C136.31, Seismic rated AC-156

Weight: 6.1 lbs

Ambient Operating Temp: -22°F to 122°F (-30°C to 50°C)

ELECTRICAL

Voltage: Universal 120-277V AC

Power Supply: Integral Class II, electronic high-power factor > .90 @120V

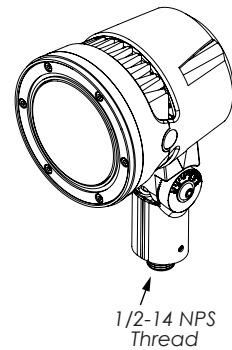
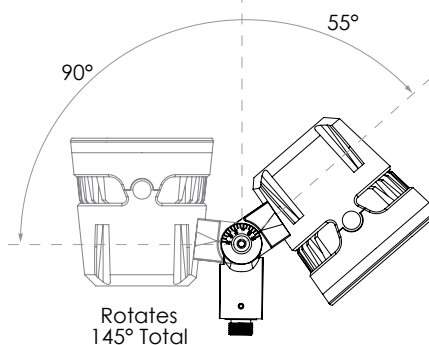
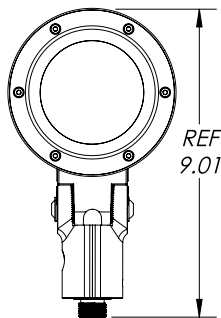
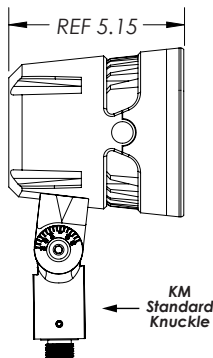
Power Consumption: 20W @ 120V

Dimming: 0-10V Dimming

Certification: CEC Title 24 - JA8 Compliant

Standards: cETLus Listed, CE, NOM, tested to UL 1598 and UL 8750 standards / UL-Class I / IES LM-79 / LM-80

PHYSICAL DIMENSIONS



Date:

Approved:

Type:

Fixture:

Project:

FCF1105

PRODUCT CODE

EXAMPLE: FCF1105-UNV-27K-CRI90-22L-BKE-10-LD-CV5-KM

MODEL	VOLTAGE	CCT	CRI	LUMENS	FINISH	OPTICS	OPTIONS	TRIM	MOUNT
FCF1105									
MODEL FCF1105				LUMENS nominal 22L 2205 lm (20W)			OPTIONS LD 0-10V Dimming		
VOLTAGE UNV Universal 120-277 Volt AC					FINISH BKE Black (AAMA 2604) BRE Bronze (AAMA 2604) SLE Silver (AAMA 2604) WHE White (AAMA 2604) CCE Custom Color (AAMA 2604)			TRIM CV5 Cut-Off Visor CV5-RG5 Cut-Off Visor w/Rock Guard LSN5 Long Shoot LSN5-SF5 Long Shoot w/Screen Frame RG5 Rock Guard SN5 Snoot Enclosed Glass Front Lens	
CCT 27K 2700K 3K 3000K 35K 3500K 4K 4000K 5K 5000K R Red G Green B Blue									MOUNT Pick one of the below. KM Medium Knuckle Mount (Standard) AS Architectural Surface Mount AS-BASE Architectural Surface Mount w/ Base FEA6 Flood Extension Arm - 6" FEA12 Flood Extension Arm - 12" FEA18 Flood Extension Arm - 18" HGS Heavy Duty Ground Stake JB Junction Box (Outdoor Rated) PF Post Top Fitter SB Surface Base Mount SF238 Slip Fitter TM Tree Mount Y5 Yoke Arm (Removes Knuckle) *** Must specify mount as part of catalog number. Mounts may not be convertible from one to another without rework at the factory. ***
CRI CRI90 CRI 90					OPTICS nominal 10 Narrow Spot 10° 15 Spot 15° 25 Medium Spot 25° 40 Medium Flood 40° 60 Flood 60° 120 Wide Flood 120°				



FCF1105

LUMENS

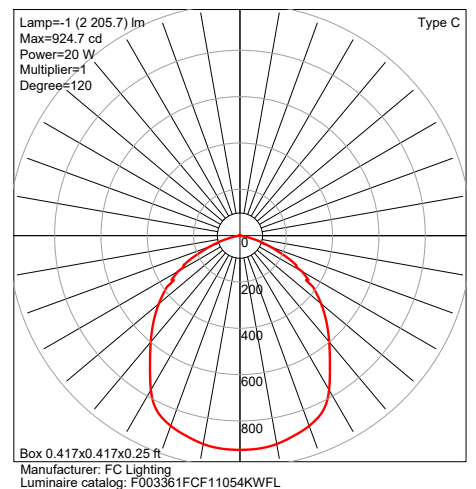
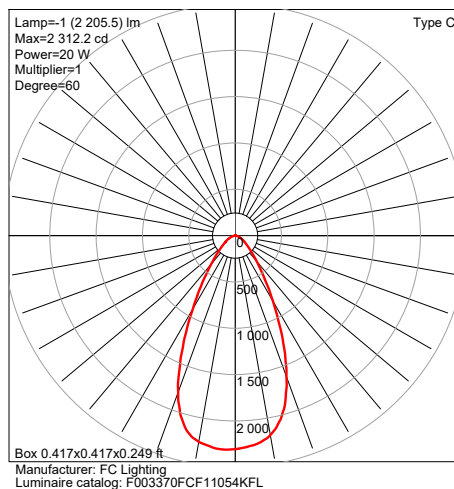
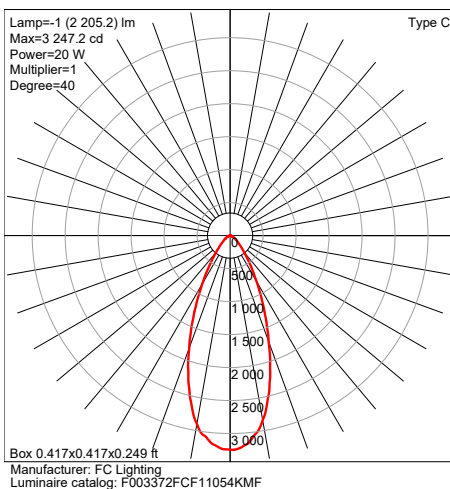
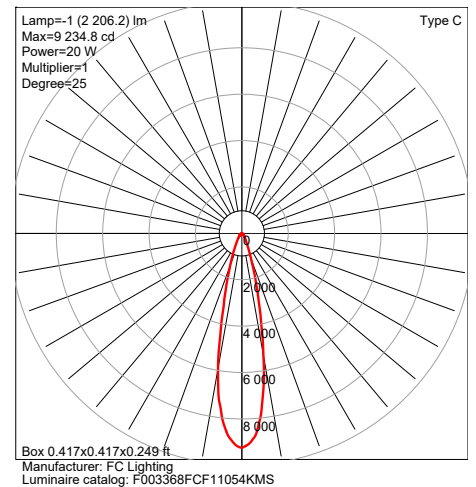
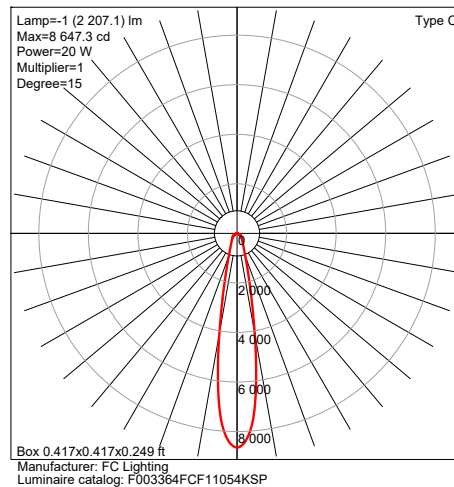
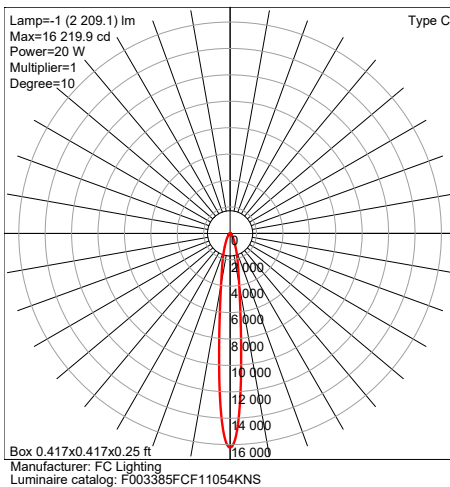
Model	Watts	4K
FCF1105	20W	2205 lm

IES Multiplier	
Color	Multiplier
927	0.93
930	0.97
935	0.99
940	1.00

*83CRI≤1.15 Consult factory.

0-10V Approved Dimmer List	
Manufacturer	Manufacturer Part Number
Lutron	Diva DVSTV-XX
	Diva DVSTV-453PH-WH1
Leviton	Illumatech 010-IP710-DLZ

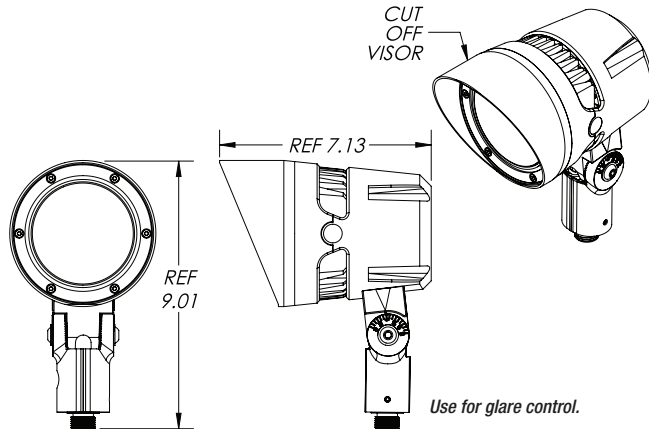
PHOTOMETRICS



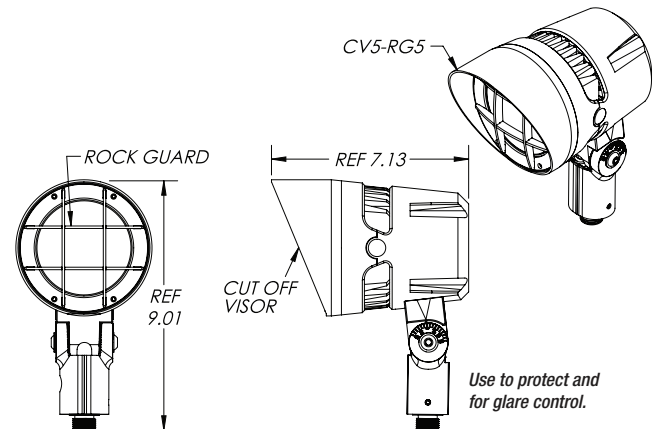
FCF1105

TRIM

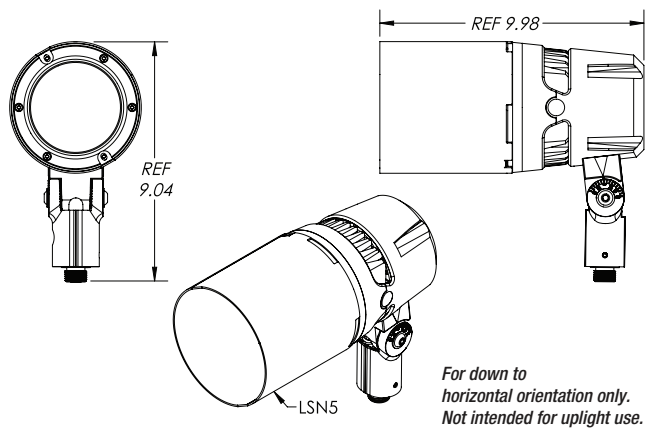
CV5 Cut-Off Visor



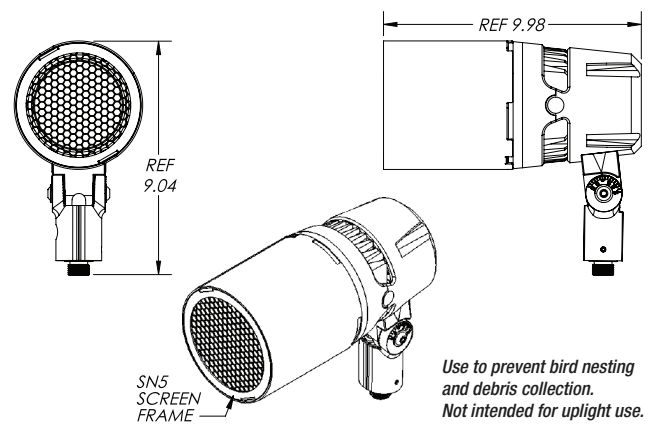
CV5-RG5 Cut-Off Visor w/Rock Guard



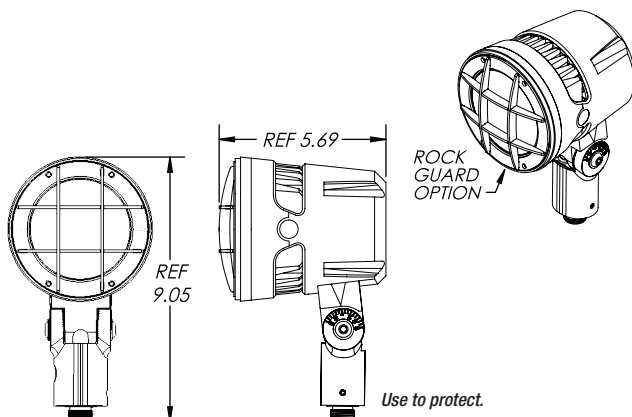
LSN5 Long Snoot



LSN5-SF5 Long Snoot w/Screen Frame

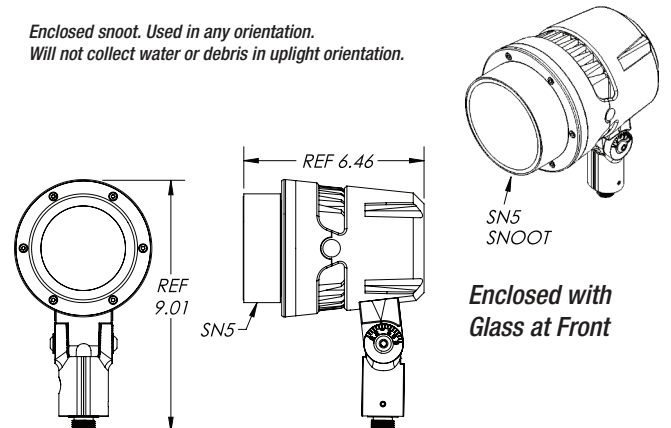


RG5 Rock Guard



SN5 Snoot Enclosed Glass Front Lens

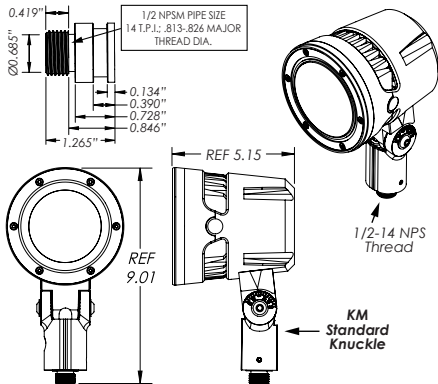
Enclosed snoot. Used in any orientation.
Will not collect water or debris in uplight orientation.



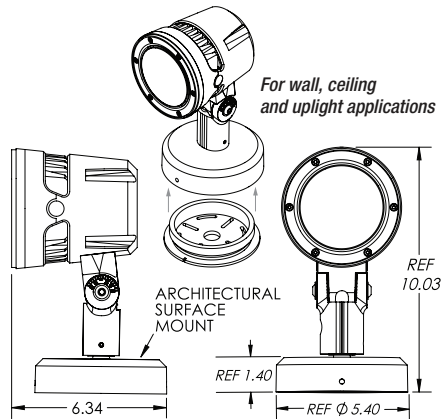
FCF1105

MOUNTING ACCESSORIES Please pick one of the below for mounting.

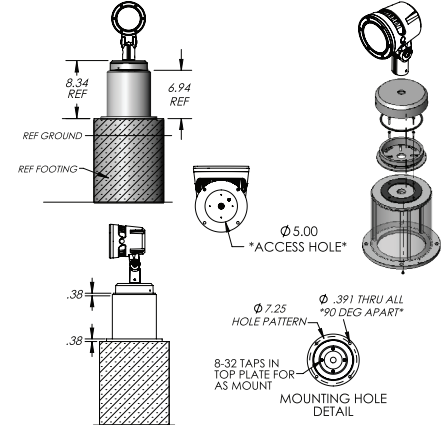
KM Medium Knuckle Mount (Standard)



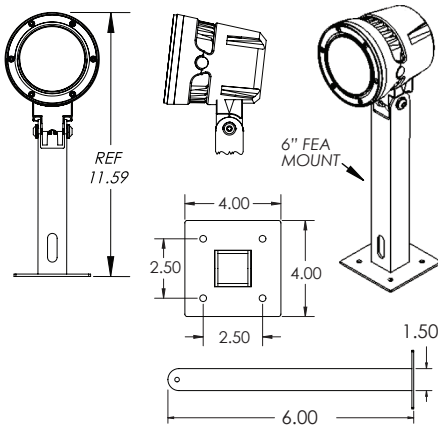
AS Architectural Surface Mount



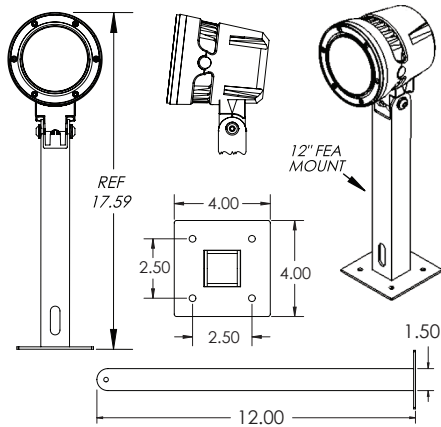
AS-BASE Architectural Surface Mount w/ Base



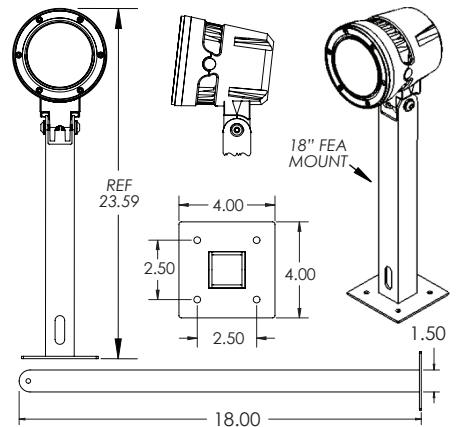
FEA6 Flood Extension Arm - 6"



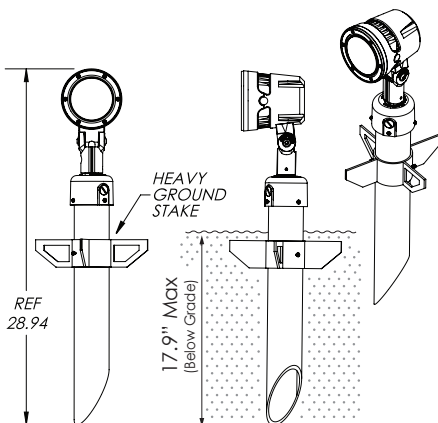
FEA12 Flood Extension Arm - 12"



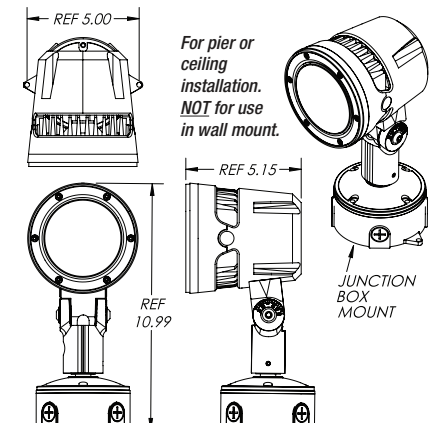
FEA18 Flood Extension Arm - 18"



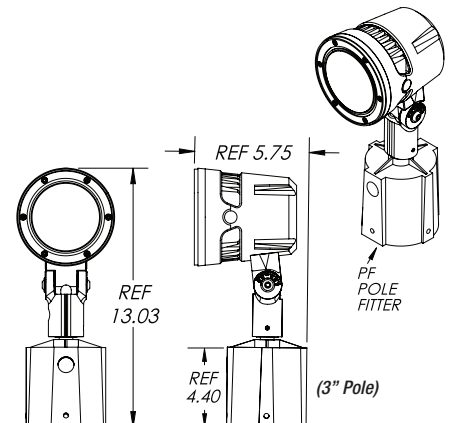
HGS Heavy Duty Ground Stake



JB Junction Box (Outdoor Rated)



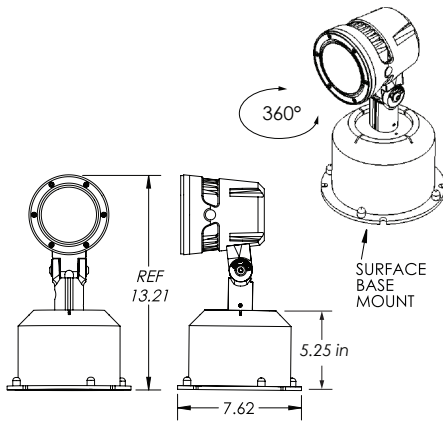
PF Post Top Fitter



FCF1105

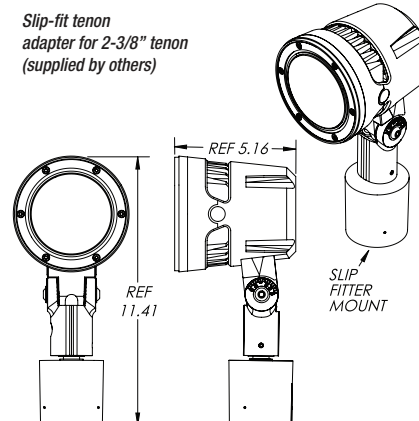
MOUNTING ACCESSORIES

SB Surface Base Mount



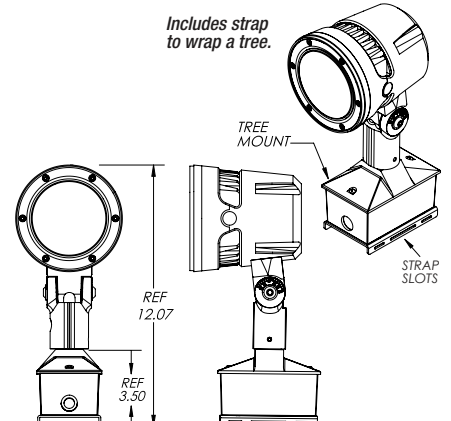
SF238 Slip Fitter

*Slip-fit tenon
adapter for 2-3/8" tenon
(supplied by others)*



TM Tree Mount

*Includes strap
to wrap a tree.*



Y5 Yoke Arm (Removes Knuckle)

