



FCSL110



Date: _____

Type: _____

Fixture: _____

Project: _____

Approved:

FCSL110 IP65 rated exterior stainless steel brick step light with louvered faceplate for masonry applications. Corrosion resistant, die-cast aluminum housing construction, this fixture provides illumination for damp, dry or wet areas.

SPECIFICATIONS

PHYSICAL

dimensions	9.5" W x 2.83" H x 3" Deep
weight	2 lbs
housing	Marine grade, corrosion resistant, heavy walled, high pressure die-cast aluminum.
lens	White glass lens
mounting	Mounts directly to standard junction box; concrete pour, masonry applications
ingress protection	IP65 : dry, damp or wet locations with extruded silicone gasket to seal out contaminants
faceplate finish	Marine grade 316 stainless steel

PERFORMANCE

color temperature	2700K	3000K	3500K	4000K
lumen output	210 lm			
lifetime	> 70,000 hours / L70 or better			
color consistency	3 SDCM / 85 CRI			
junction temperature	73°C @ T ^a 25°C			
warranty	5-Year limited warranty (refer to website for details)			

ELECTRICAL

input voltage	Universal 120–277V AC
power supply	integral Class II, electronic high-power factor > 94% @120V
certifications	ETL / cETL Listed ADA compliant
standards	UL1598/CSA C22.2 No. 250.0; UL 8750/CSA C22.2 No. 250.13/IES LM-79/LM-80
power consumption	10W @ 120V - 277V
dimming	0-10V (10%)

Due to continuous development and improvements, specifications are subject to change without notice. FC Lighting reserves the right to change lab test details or specifications without notice. Product use certifies agreement to FC Lighting terms and conditions.



Ordering Information

PART NUMBER

FCSL110				CRI85		2L		SS				
SERIES	VOLTAGE	CCT		CRI		LUMENS		FINISH		OPTIONS		
FCSL110	120V	120V	27K	2700K	CRI85	85 CRI	2L	210 lm (10W)	SS	Stainless Steel	LD	0-10V Dimming (Standard)
	277V	277V	3K	3000K							HB	Hanger Bracket
	UNV	120V-277V	35K	3500K							LBB	Less Back Box (for shipment separate of Back Box)
			4K	4000K								

BACK BOX KITS

H99001-ETL Back Box Kit - Complete Back Box shipped in advance of fixture without mounting kit.

Consult Factory for other options and configurations.

To ensure you receive proper configurations for your lighting specifications, contact us directly about any unique application requirements. This may include but not be limited to lumen output, mounting needs, or electrical requirements.

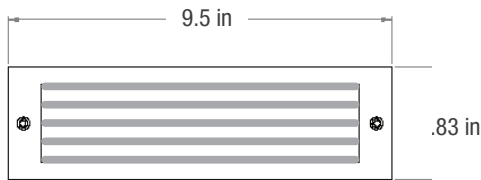
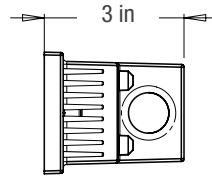
Due to continuous development and improvements, specifications are subject to change without notice. FC Lighting reserves the right to change lab test details or specifications without notice. Product use certifies agreement to FC Lighting terms and conditions.



Dimensions

PRODUCT DIMENSIONS - STANDARD PRODUCT

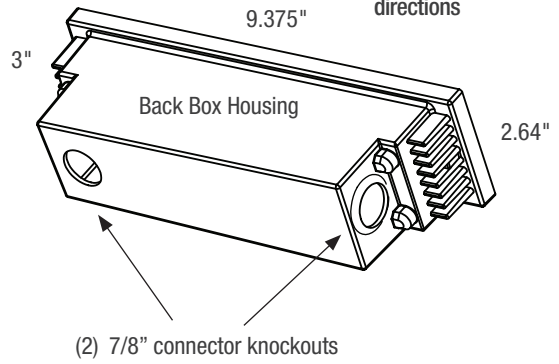
width	9.5" W
height	2.83" H
depth	3" D



MOUNTING - j-box sold by others

back box width	9.375" W
back box height	2.64" H
back box depth	3" D

back box mounts inside brick masonry: faceplate flush to surface or in front of surface - see installation instructions for proper mounting directions



Due to continuous development and improvements, specifications are subject to change without notice. FC Lighting reserves the right to change lab test details or specifications without notice. Product use certifies agreement to FC Lighting terms and conditions.



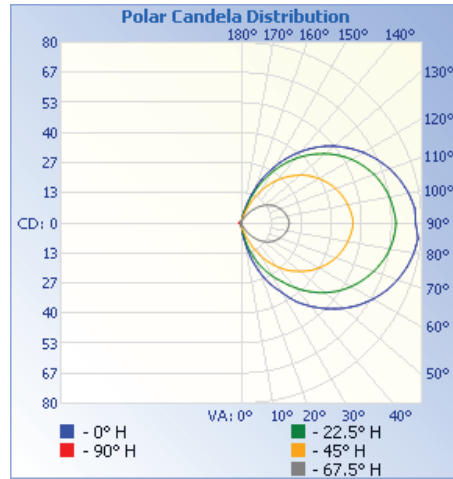
Photometry

OPTICAL DISTRIBUTION

lumen output	214 lm @ 4000K
power consumption	10W

Illuminance at a Distance			
	Center Beam fc	Beam Width	
1.7ft	0.22 fc	4.8 ft	5.0 ft
3.3ft	0.06 fc	9.2 ft	9.6 ft
5.0ft	0.03 fc	14.0 ft	14.6 ft
6.7ft	0.01 fc	18.7 ft	19.6 ft
8.3ft	0.01 fc	23.2 ft	24.2 ft
10.0ft	0.01 fc	28.0 ft	29.2 ft

■ Vert. Spread: 108.8°
■ Horiz. Spread: 111.2°



iti illuminations testing laboratory: Report #2034

Due to continuous development and improvements, specifications are subject to change without notice. FC Lighting reserves the right to change lab test details or specifications without notice. Product use certifies agreement to FC Lighting terms and conditions.