



PAMPAS

TPWM wall mount

STANDARD FEATURES

- Classic architectural design
- Three sizes - 10.5", 14" and 18.5"
- Heavy gauge construction suitable for rigorous outdoor environments
- Extruded and laser cut aluminum housing
- Compact fluorescent and HID sources
- Opal polycarbonate lens standard
- HPF magnetic ballasts for HID and electronic ballasts for compact fluorescent
- Stainless steel hardware



Intertek



SERIES	MODEL	SIZE	LAMP	VOLT	LUMENS	CCT	CONTROL	COLOR	OPTIONS
TPWM	4200	S=SMALL	18WLED	120-277UNV 347-480UNV	2000	4000	0-10V DIM	TAL: Textured Aluminum TBK: Textured Black TBZ: Textured Bronze TWH: Textured White	WML= White faux alabaster lens BML= Brown faux alabaster lens EM = Emergency Backup MS = Motion sensor BT = Bluetooth sensor RD = Remote dimming PE = Photocell installed at factory
		M=MEDIUM	35WLED		4000	4000			
		L=LARGE	70WLED		8000	4000			

ORDERING INFORMATION

SERIES	MODEL	SIZE	LAMP	VOLT	LUMENS	CCT	CONTROL	COLOR	OPTIONS

Consult factory for voltage and other lamp options. Product specifications subject to change without notice.

1. Programmable drivers at the PACE factory
2. Color tunable
3. Capable of remote dimming
4. Can be equipped with motion sensors for on/off functioning
5. Can be equipped with light sensors for dusk-to-dawn automatic on/off operation
6. Bluetooth commissioning sensor capability for Android and iOS

Although PACE has prepared the information contained in this document with all due care, PACE does not warrant or represent that the information is free from errors or omission. Whilst the information is considered to be true and correct at the date of publication, changes in circumstances after the time of publication may impact on the accuracy of the information. The information may change without notice and PACE is not in any way liable for the accuracy of any information printed and stored or in any way interpreted or used.

In the interest of product improvement, Pace reserves the right to make technical and product specification changes without notice. Consult factory for voltage and other lamp options.



PAMPAS

TPWM wall mount

SIZES

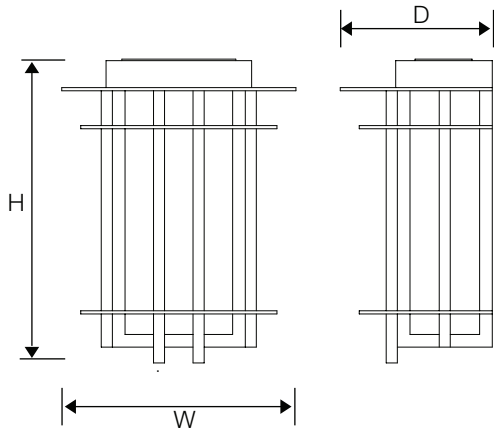
- Small = 10.5" x 12"
- Medium = 14" x 17.5"
- Large = 18.5" x 24"

MOUNTING

Wall Mount

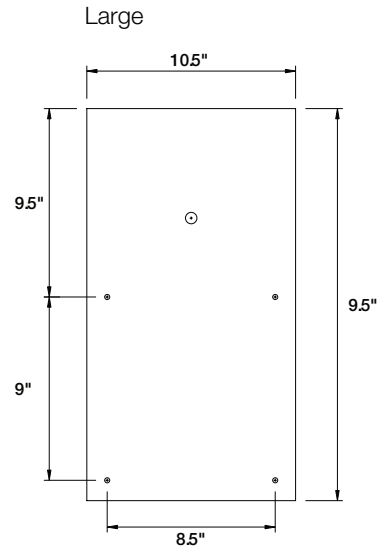
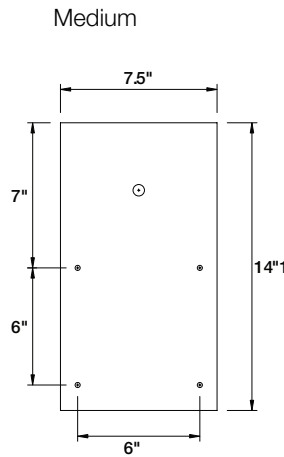
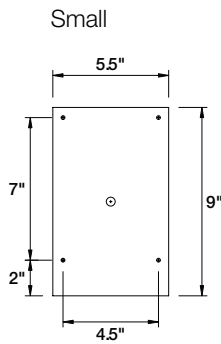
COLOR

Textured or smooth polyester powder coat finishes
RAL colors available



	W	H	D
Small	10.5"	12.0"	6.0"
Medium	14.0"	17.5"	8.0"
Large	18.5"	24.0"	12.0"

Mounting Plate



CENTER HOLE MOUNTS TO
STANDARD 4" J-BOX USING CROSSBAR

Although PACE has prepared the information contained in this document with all due care, PACE does not warrant or represent that the information is free from errors or omission. Whilst the information is considered to be true and correct at the date of publication, changes in circumstances after the time of publication may impact on the accuracy of the information. The information may change without notice and PACE is not in any way liable for the accuracy of any information printed and stored or in any way interpreted or used.

In the interest of product improvement, Pace reserves the right to make technical and product specification changes without notice. Consult factory for voltage and other lamp options.