

Erubo – 3" Aperture Fully Adjustable Mono-point (Surface or Track Mounted)

kreon

Date: _____ Customer: _____

Project: _____

Type: _____ Qty: _____

In a combination between highly efficient interchangeable optics for the LED light source, Erubo provides specifiers with a powerful and precise luminaire, the essence of an architectural projector. Its small dimensions and range of reflectors makes Erubo ideal for use within residential, hospitality, retail and exhibition spaces. Erubo as a surface mounted mono-point installs completely trimless in sheetrock or plaster ceilings or walls while maintaining fully directional aiming ability.






Erubo, black



Erubo, white

Erubo on-Track is a versatile answer to areas that demand high flexibility such as museums and galleries. Erubo on-Track offers the opportunity to change light position and therefore to suit the needs of innumerable applications. The horizontal line of Erubo harmoniously integrates with ceilings, while the advanced lighting technology provides superior lighting solutions.

Powered by Xicato, Kreon's Erubo is available in multiple lumen outputs, color temperatures, and with an industry leading LED CRI of 98+.



Erubo – 3" Aperture Fully Adjustable Mono-point (Surface or Track Mounted)



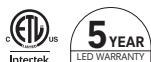
Ordering Code and Options

KUERU-	80 -	_____ -	_____ -	_____ -	_____ -	_____ -	_____ -	_____ -	_____ -	_____ -	_____ -
KREON ERUBO	APERTURE SIZE	MOUNTING TYPE	CEILING TYPE	BEAM ANGLE	LIGHT SOURCE AND CCT	LUMEN PACKAGE*	CRI	BODY FINISH COLOR**	HEAD FINISH COLOR**	DIMMING	OPTIONAL ACCESSORIES (BLANK FOR NONE)
ERU – Erubo	80 mm ~3" diameter	SF – Surface Mounted TR – Track Mounted (must use in combination with 2-circuit Eutrac system. See track accessories section below)	DW – Drywall/ Sheetrock GR – ACT/ grid ceiling OT – Other	NR – Narrow 22° FL – Flood 40°	27 – 2700K 30 – 3000K 35 – 3500K 40 – 4000K	SO – Standard Output (1300 lm for 80+ and 98+ CRI) HO – High Output (2000 lm for 80+ CRI; not available for high CRI)	80 – 80+ min CRI 98 – 98+ min CRI	1 – White 2 – Black	1 – White 2 – Black	D0 – On/ Off Only D1 – TRIAC phase dim D2 – 0-10V dim (10%) (Track mounted fixtures are 120V only)	DL – diffusing lens SC – sculpture lens AG – anti-glare louver (One accessory maximum)
Ordering Example: KUERU-80-SF-DW-FL-40-HO-2-2-D2-AG											
* Lumen Package designates module lumens. CRI, Beam Angle, and Optional Accessories will all impact light output. Please see IES files for delivered lumens.											
** Consult factory for custom RAL finish color options.											

Track Ordering Code and Options (only for use with TR -Track mounting type above)

KUTRK -	_____ -	_____ -	_____ -	_____ -	_____ -
KREON TRACK	TRACK MOUNTING TYPE	CEILING TYPE	TRACK COLOR	DATABUS	TRACK LENGTH
TRK – Track system from Eutrac	RN – Recessed, No Flange (trimless) SF – Surface Mounted PE – Pendant Rods *	DW – Drywall/ Sheetrock GR – ACT/ grid ceiling OT – Other	1 – White 2 – Black 3 – Natural Aluminum	N – No databus D – With databus (Databus required with 0-10V dimming)	04 – 4 feet 08 – 8 feet 12 – 12 feet (Track segments can be cut to exact length in field)
* Consult factory for Pendant Rod length options.					

Power Feed – Each track segment requires one feed location and/or straight connector KUTRKPF – _____ – _____ (Quantity) LE – End Feed, Earth Left RI – End Feed, Earth Right MD – Middle Feed SC – Straight Connector (no feed)
End Caps – Each track segment without a feed or other connection requires an end cap KUTRKEC – _____ (Quantity)
Optional Accessories KU72661x – Multiple feed canopy cover KU72660x – Mid feed canopy cover KU726054 – Feed in cap for end feeds (aluminum only) Couplers available for track sections in multiple forms including L-coupler, I-coupler, T-coupler, X-coupler, and flexible coupler (30° to 330°). Consult factory for additional configuration options.



Erubo luminaires are ETL listed for dry and damp locations.
Erubo luminaires lend support for LEED credits and certification.

Erubo – 3" Aperture Fully Adjustable Mono-point (Surface or Track Mounted)

kreon

Construction

Housing/Body

Die cast zamak alloy

Luminaire Head

Forced aluminum

Finishes

- White (RAL 9016)
- Black (RAL 9004)
- Natural Anodized

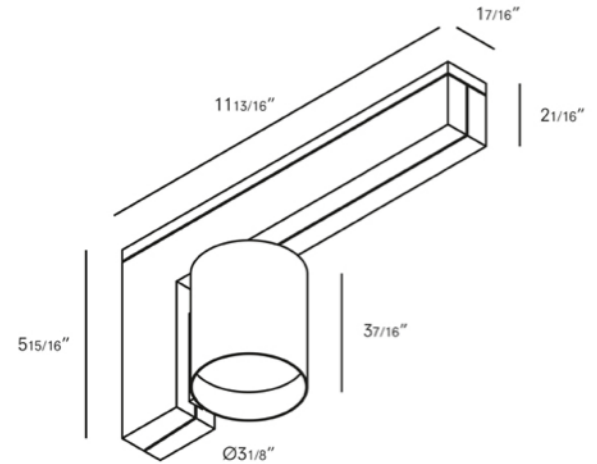
Electrical Characteristics

LED Specification

Erubo – Xicato Zhaga compliant LED module with Corrected Cold Phosphor Technology® and remote phosphor to limit color shift over time. Tight color consistency within 1x2 MacAdam Ellipses.

Gear

Driver integral to luminaire. Standard 0-10V dimming, TRIAC phase dimming, or ON/OFF (120V only).



Photometry — For full photometry, please reference IES files on www.kreon.com

KUERU-80-xx-xx-NR-27-SO-80 (no accessories)

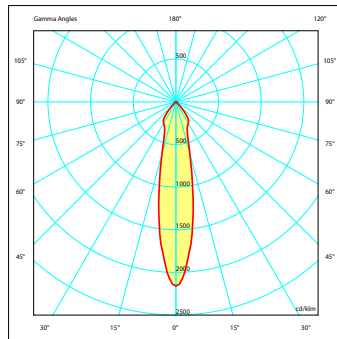
Source Lumens: 1300 lumens

CCT: 2700K

CRI: 80+

Power: 12W

Luminaire Output: 925 lumens
(77 lm/W)



KUERU-80-xx-xx-FL-27-HO-80 (no accessories)

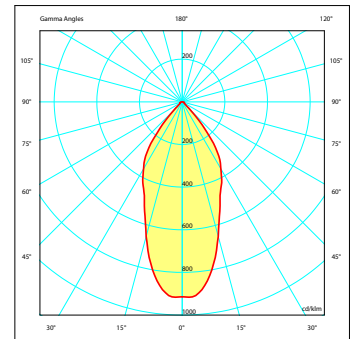
Source Lumens: 2000 lumens

CCT: 2700K

CRI: 80+

Power: 21W

Luminaire Output: 1445 lumens
(68 lm/W)



Erubo luminaires are ETL listed for dry and damp locations.
Erubo luminaires lend support for LEED credits and certification.