


ULL-20001

Laluna 1 Indirect Post Top



41w COB
3001 Lumens

IP65
Suitable for wet locations

IK08
Impact Resistant [Vandal Resistant]

EPA - 2.26

Weight - 33 lbs

POLE NOT INCLUDED

Construction

Aluminum

Less than 0.1% copper content – Marine Grade 6060 extruded & LM6 Aluminum High Pressure die casting provides excellent mechanical strength, clean detailed product lines and excellent heat dissipation.

Pre paint

8 step degrease and phosphate process that includes deoxidizing and etching as well as a zinc and nickel phosphate process before product painting.

Memory Retentive -Silicon Gasket

Provided with special injection molded "fit for purpose" long life high temperature memory retentive silicon gaskets. Maintains the gaskets exact profile and seal over years of use and compression.

Thermal management

LM6 Aluminum is used for its excellent mechanical strength and thermal dissipation properties in low and high ambient temperatures. The superior thermal heat sink design by Ligman used in conjunction with the driver, controls thermals below critical temperature range to ensure maximum luminous flux output, as well as providing long LED service life and ensuring less than 10% lumen depreciation at 50,000 hours.

Surge Suppression

Standard 10kv surge suppressor provided with all fixtures.

BUG Rating

B1 - U3 - G1

Finishing

All Ligman products go through an extensive finishing process that includes fettling to improve paint adherence.

Paint

UV Stabilized 4.9Mil thick powder coat paint and baked at 200 Deg C. This process ensures that Ligman products can withstand harsh environments. Rated for use in natatoriums.

Hardware

Provided Hardware is Marine grade 316 Stainless steel.

Anti Seize Screw Holes

Tapped holes are infused with a special anti seize compound designed to prevent seizure of threaded connections, due to electrolysis from heat, corrosive atmospheres and moisture.

Crystal Clear Low Iron Glass Lens

Provided with tempered, impact resistant crystal clear low iron glass ensuring no green glass tinge.

Optics & LED

Precise optic design provides exceptional light control and precise distribution of light. LED CRI > 80

Lumen - Maintenance Life

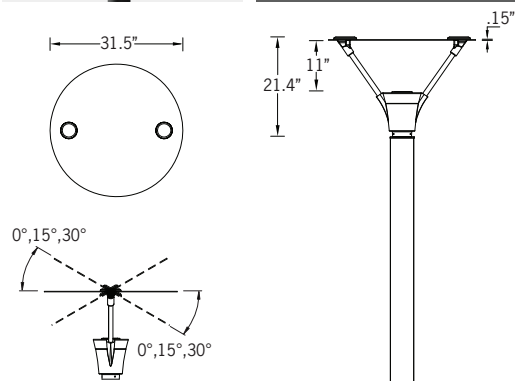
L80 /B10 at 50,000 hours (This means that at least 90% of the LED still achieve 80% of their original flux)

Indirect adjustable reflector post top. Perfect soft-edged ambient lighting and wide distributions delivered from a graceful contemporary structure.

A modern post top luminaire with adjustable for downward symmetrical light distribution and asymmetrical light distribution. High performance COB LED light engine. The precision optical system gives very low glare rating, while reducing light pollution. Designed for lighting entrances, footpaths, parking lots and town centers. Color temperatures 2700K, 3000K, 3500K and 4000K, LED CRI >80.


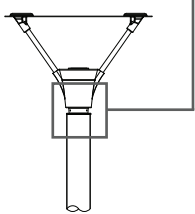
White coated aluminium reflector on the top of luminaire. Low copper content die-cast aluminium housing with high corrosion resistance. Stainless steel fasteners in grade 316. Durable silicone rubber gasket and clear toughened glass. Housing is treated with a chemical chromated protection before powder coating, ensuring high corrosion resistance.

For Dark Sky compliance, please specify the Laluna 3 ULL-20002



Reflector Detail

Use 5" or 5.5" diameter pole for smooth visual transition with pole top fixture



ULL-20001

Laluna 1 Indirect Post Top

PROJECT		DATE	
----------------	--	-------------	--

QUANTITY		TYPE		NOTE	
-----------------	--	-------------	--	-------------	--

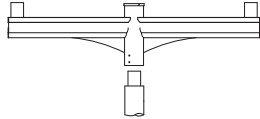
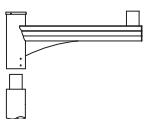
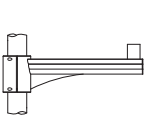
ORDERING EXAMPLE || ULL - 20001 - 41w - W30 - 02 - 120/277v - Options

ULL-20001				
LAMP	LED COLOR	FINISH COLOR	VOLTAGE	
41w COB 3001 Lumens	W27 - 2700K W30 - 3000K W35 - 3500K W40 - 4000K	01 - BLACK RAL 9011 02 - DARK GREY RAL 7043 03 - WHITE RAL 9003 04 - METALLIC SILVER RAL 9006 05 - MATTE SILVER RAL 9006 06 - LIGMAN BRONZE 07 - CUSTOM RAL	120/277v Other - Specify	

--	--	--

ADDITIONAL OPTIONS

DIM - 0-10v Dimming
NAT - Natatorium Rated



A20176
Aluminum Arm Pole Clamp

A20276
Aluminum Single Arm

A20376
Aluminum Double Arm

Laluna Product Family



Laluna 1

• ULL-20001-41w-3001lm



Laluna 2

• ULL-20011-57w-4404lm



Laluna 3

• ULL-20002-48w-2270lm

Ligman Poles

Aluminum


Aluminum poles are available in five diameter sizes in round or square options & various standard and custom heights. All aluminum poles are fabricated from extruded marine grade low copper content aluminum alloy with internal support ribbing, which provides additional strength to the pole. After fabrication, the pole is finished with an additional nickel and zinc phosphate coating before finishing with a UV stabilized outdoor epoxy powder coat finish.

Galvanized Steel

Steel poles are available in two diameter sizes in round or square & various standard and custom heights as well as a stepped pole option. The steel poles are fabricated from extruded carbon steel. These poles have a dipped galvanized coating applied after fabrication. Thereafter an additional nickel and zinc phosphate is applied before finishing with a UV stabilized outdoor epoxy powder coat finish.

Quality Through Technology

Ligman Lighting utilizes state of the art CNC controlled machines to ensure that the highest quality standards are provided on a consistent basis throughout our pole range. To maintain these high standards, Ligman has invested in robotic welders, as well as robotic cutting machines to perform the various manufacturing procedures required in fabricating poles. Emphasis is placed on providing an aesthetically pleasing, clean product that is free from unnecessary visual weld marks and protrusions.



Pole Pre-Treatment

Each pole is cut to size and then goes through a series of treatment processes. The first step being sanding down the entire pole to remove surface impurities. The result is a brushed finish that helps the phosphate and paint adhesion.

Setup

The next step is aligning the pole and setting it into the anchor bolt base plate. This process includes installing the pole into the CNC controlled cutting and welding machine and making sure the pole is straight and set into the anchor bolt base plate.

Welding

The base and pole are welded together using a robotic welding process that is CNC controlled. This provides a consistent and identical weld from pole to pole. CNC welding eliminates the errors that can be experienced from hand welding processes. The result of this welding process is a clean, smooth continual weld with no weld splatters, which means that grinding and fettling is not required.

Laser Cutting

Ligman provides a flush, generous sized hand hole that facilitates easy access for wiring and maintenance. This hand hole is laser cut providing a clean, smooth and uniform hole.



Wire Access & Hand Hole

Wireway access is provided on all poles via handholes. Ligman's aluminum handhole covers are curved to provide a clean & neat appearance that follows the poles contour. They come complete with stainless steel tamper resistant fasteners and an internal cam lock system for securing the cover.

Wind Loading

Each pole and each luminaire has a wind load rating number (EPA). The larger the number, the greater the strength of the pole. A pole has adequate strength if its wind load rating number is equal to, or greater than that of the luminaire(s).

Luminaire Mounting


Tenon assemblies, arms and other appropriate means of attaching luminaires to poles are pre-engineered and furnished with the order.

These items are designed to complement Ligman products and are finished to match luminaires and poles.

Base Cover

Aluminum pole base covers. These vandal resistant high quality die cast aluminum two-piece base covers are styled to complement the pole. Ligman base covers also feature regressed holes to conceal the screws used to secure the base covers together, thus improving on the visual appeal of the pole and base cover.

Ligman handholes are generously sized for easy maintenance and wiring in the field.



Anchor Bolts & Templates

Each pole is supplied with matching galvanized steel anchor bolts, hex nuts and leveling washers. Anchor bolts are fully galvanized to prevent corrosion after installation.

For anchor bolt installation, Ligman provides a laser cut metal anchor bolt templates as standard with every pole order. This template eliminates errors and uncertainties regarding incorrect and misaligned anchor bolts. Advance shipment of template & anchor bolts to the jobsite is provided when requested.

Other Options



GFCI Provisions

Ligman can provide, upon request, GFCI receptacle boxes & covers. The receptacle box location(s) can be provided in one or more locations along the pole, based on customer requirements. These boxes are partially recessed into the pole and are seamlessly welded to provide a smooth and clean appearance, that meets high quality and aesthetic requirements of our customer's. GFCI receptacles are supplied by the installing contractor.

Standard Pole Diameters

Aluminum: 4" | 4.5" | 5" | 5.5" | 6.3" | 4" x 4" Square

Steel: 4.5" | 5.5" | 4" x 4" Square

[Please Click Here To See Entire Pole Range](#)



Finish Options

Standard Color Options

Ligman offers a line of 6 standard finish color options and options for custom RAL colors.

- 01 - BLACK RAL 9011
- 02 - DARK GREY RAL 7043
- 03 - WHITE RAL 9005
- 04 - METALLIC SILVER RAL 9006
- 05 - MATTE SILVER RAL 9006
- 06 - BRONZE RAL 6014
- 07 - CUSTOM RAL



Inspired by Nature [Woodland & Urban]

The Inspired by nature Finishing is a unique system of decorative powder coating. Our metal decoration process can easily transform the appearance of metal or aluminum product into a wood grain finish.

This patented technology enables the simulation of wood grain, and even marble or granite finish through the use of decorative powder coating.

The wood grain finish is so realistic that it's almost undistinguishable from real wood, even from a close visual inspection. The system of coating permeates the entire thickness of the coat and as a result, the coating cannot be removed by normal rubbing, chipping, or scratching.

- SW01 - OAK FINISH
- SW02 - WALNUT FINISH
- SW03 - PINE FINISH
- DF - DOUGLAS FIR FINISH
- CW - CHERRY WOOD FINISH
- NW - NATIONAL WALNUT FINISH
- SU01 - CONCRETE FINISH
- SU02 - SOFTSCAPE FINISH
- SU03 - STONE FINISH
- SU04 - CORTEN FINISH



THERE IS AN ADDITIONAL COST FOR THESE FINISHES