

UJE-20001

Jet 49 Single Head Post Top

LIGMAN
LIGHTING USA



35w COB
4094 Lumens

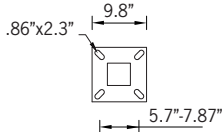
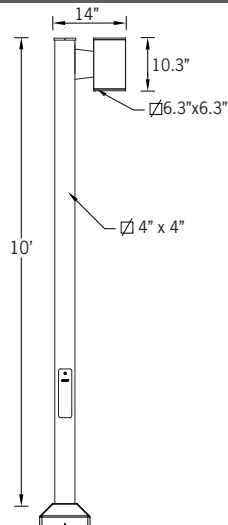
IP65
Suitable for wet locations

IK08
Impact Resistant [Vandal Resistant]

EPA - .60

Weight - 42.5 lbs

POLE INCLUDED



Mounting Detail

Construction

Aluminum

Less than 0.1% copper content – Marine Grade 6060 extruded & LM6 Aluminum High Pressure die casting provides excellent mechanical strength, clean detailed product lines and excellent heat dissipation.

Pre paint

8 step degrease and phosphate process that includes deoxidizing and etching as well as a zinc and nickel phosphate process before product painting.

Memory Retentive -Silicon Gasket

Provided with special injection molded “fit for purpose” long life high temperature memory retentive silicon gaskets. Maintains the gaskets exact profile and seal over years of use and compression.

Thermal management

LM6 Aluminum is used for its excellent mechanical strength and thermal dissipation properties in low and high ambient temperatures. The superior thermal heat sink design by Ligman used in conjunction with the driver, controls thermals below critical temperature range to ensure maximum luminous flux output, as well as providing long LED service life and ensuring less than 10% lumen depreciation at 50,000 hours.

Surge Suppression

Standard 10kv surge suppressor provided with all fixtures.

BUG Rating

B3 - U0 - G0

Finishing

All Ligman products go through an extensive finishing process that includes fettling to improve paint adherence.

Paint

UV Stabilized 4.9Mil thick powder coat paint and baked at 200 Deg C. This process ensures that Ligman products can withstand harsh environments. Rated for use in natatoriums.

Hardware

Provided Hardware is Marine grade 316 Stainless steel.

Anti Seize Screw Holes

Tapped holes are infused with a special anti seize compound designed to prevent seizure of threaded connections, due to electrolysis from heat, corrosive atmospheres and moisture.

Crystal Clear Low Iron Glass Lens

Provided with tempered, impact resistant crystal clear low iron glass ensuring no green glass tinge.

Optics & LED

Precise optic design provides exceptional light control and precise distribution of light. LED CRI > 80

Lumen - Maintenance Life

L80 /B10 at 50,000 hours (This means that at least 90% of the LED still achieve 80% of their original flux)

Rectangular form post top downlight. High performance, high output and numerous options ensure Jet can be configured for any application.

A square post top lantern with excellent downward symmetrical light distribution. Developed to complement the Jet wall light, bollard, floodlight and column projector. Symmetrical optics suitable for most applications and dark sky compliant. Designed for lighting of entrances, footpaths and car parks. The luminaire has an integral driver and is available in the following color temperatures; 2700K, 3000K, 3500K and 4000K.

Integral control gear. High purity aluminum reflector with the clear diffuser option. This product is available with field interchangeable narrow, medium, wide and very wide optics.

Ligman now offers this product with a Type II, III and IV distribution, please see the Tango post top fixture UTA-20731 & UTA-20732. The exceptional optical design of the Tango provides streetlight and area type distributions from this small scale pole top light luminaire.

To meet International Dark Sky criteria, 3000k or warmer LEDs must be selected.






UJE-20001

Jet 49 Single Head Post Top

PROJECT		DATE	
----------------	--	-------------	--

QUANTITY		TYPE		NOTE	
-----------------	--	-------------	--	-------------	--

ORDERING EXAMPLE || UJE - 20001 - 35w - N - W30 - 02 - 120/277v - Options

UJE-20001					
LAMP	BEAM	LED COLOR	FINISH COLOR	VOLTAGE	
35w COB 4094 Lumens	N - Narrow 13° M - Medium 20° W - Wide 40° VW - Very Wide 61°	W27 - 2700K  W30 - 3000K  W35 - 3500K W40 - 4000K	01 - BLACK RAL 9011 02 - DARK GREY RAL 7043 03 - WHITE RAL 9003 04 - METALLIC SILVER RAL 9006 05 - MATTE SILVER RAL 9006 06 - LIGMAN BRONZE 07 - CUSTOM RAL	 120/277v Other - Specify	

ADDITIONAL OPTIONS		

DIM - 0-10v Dimming
NAT - Natatorium Rated



Jet Product Family



Jet 31

• UJE-30351-15w-1618lm [ø4"] - Down



Jet 32

• UJE-30371-15w-1618lm [4"x4"] - Down



Jet 33

• UJE-30391-39w-4094lm [ø6.3"] - Down



Jet 34

• UJE-30411-39w-4094lm [6.3"x6.3"] - Down



Jet 35

• UJE-30341-2x15w-2x1618lm [ø4"] - Up/Down



Jet 36

• UJE-30361-2x15w-2x1618lm [4"x4"] - Up/Down



Jet 37

• UJE-30381-2x39w-2x4094lm [ø6.3"] - Up/Down



Jet 38

• UJE-30401-2x39w-2x4094lm [6.3"x6.3"] - Up/Down



Jet 39

• UJE-80031-14w-1618lm [ø4"]



Jet 40

• UJE-80041-15w-1618lm [4"x4"]



Jet 41

• UJE-80051-39w-4094lm [ø6.3"-11.6"]
• UJE-80052-20w-2284lm [ø6.3"-5.5"]



Jet 42

• UJE-80061-39w-4094lm [6.3"x6.3"-11.6"]
• UJE-80062-20w-2284lm [6.3"x6.3"-5.5"]



Jet 43

• UJE-95081-14w-1618lm [ø4"]



Jet 44

• UJE-95091-14w-1618lm [4"x4"]



Jet 45

• UJE-95111-39w-4094lm [ø6.3"]



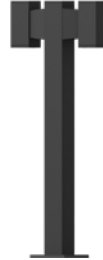
Jet 46

• UJE-95121-39w-4094lm [6.3"x6.3"]



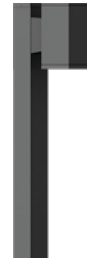
Jet 47

• UJE-10555-15w-1618lm



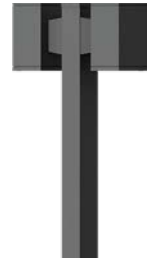
Jet 48

• UJE-10565-2x15w-2x1618lm



Jet 49

• UJE-20001-35w-4094lm



Jet 50

• UJE-20002-2x35w-2x4094lm



Jet 51

• UJE-10581-2x10w-2x1132lm
• UJE-10582-2x18w-2x2135lm
• UJE-10583-2x15w-2x1191lm



Jet 52

• UJE-30413-33w RGBW-1429lm [6.3"x6.3"] - Down



Jet 53

• UJE-30383-2x33w RGBW-2x1429lm [ø6.3"] - Up/Down



Jet 54

• UJE-30403-2x33w RGBW-2x1429lm [6.3"x6.3"] - Up/Down



Jet 57

• UJE-10571-10w-1132lm
• UJE-10572-18w-2135lm
• UJE-10573-15w-1191lm



Jet 58

• UJE-10581-2x10w-2x1132lm
• UJE-10582-2x18w-2x2135lm
• UJE-10583-2x15w-2x1191lm