

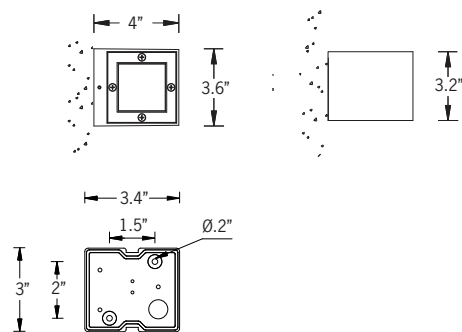
UCI-31631

Gino 1 Type I, II, III, IV & V Up/Downlight

LIGMAN
LIGHTING USA



2x6w LED 2x444 Lumens
IP65 • Suitable For Wet Locations
IK07 • Impact Resistant
Weight 2.2 lbs



Mounting Detail

Construction

Aluminum

Less than 0.1% copper content – Marine Grade 6060 extruded & LM6 Aluminum High Pressure die casting provides excellent mechanical strength, clean detailed product lines and excellent heat dissipation.

Pre paint

8 step degrease and phosphate process that includes deoxidizing and etching as well as a zinc and nickel phosphate process before product painting.

Memory Retentive -Silicon Gasket

Provided with special injection molded “fit for purpose” long life high temperature memory retentive silicon gaskets. Maintains the gaskets exact profile and seal over years of use and compression.

Thermal management

LM6 Aluminum is used for its excellent mechanical strength and thermal dissipation properties in low and high ambient temperatures. The superior thermal heat sink design by Ligman used in conjunction with the driver, controls thermals below critical temperature range to ensure maximum luminous flux output, as well as providing long LED service life and ensuring less than 10% lumen depreciation at 50,000 hours.

Surge Suppression

Standard 10kv surge suppressor provided with all fixtures.

BUG Rating

B0 - U3 - G0

Finishing

All Ligman products go through an extensive finishing process that includes fettling to improve paint adherence.

Paint

UV Stabilized 4.9Mil thick powder coat paint and baked at 200 Deg C. This process ensures that Ligman products can withstand harsh environments. Rated for use in natatoriums.

Hardware

Provided Hardware is Marine grade 316 Stainless steel.

Anti Seize Screw Holes

Tapped holes are infused with a special anti seize compound designed to prevent seizure of threaded connections, due to electrolysis from heat, corrosive atmospheres and moisture.

Crystal Clear Low Iron Glass Lens

Provided with tempered, impact resistant crystal clear low iron glass ensuring no green glass tinge.

Optics & LED

Precise optic design provides exceptional light control and precise distribution of light. LED CRI > 80

Lumen - Maintenance Life

L80 /B10 at 50,000 hours (This means that at least 90% of the LED still achieve 80% of their original flux)

Facade-mounted building and area lighting range. Sleek, compact and expansive luminaire family with lighting packages and optics to address any need.

A range of small, square and rectangular wall mounted luminaires with options of upward or downward light distributions. Ideally suited to illuminate the wall and surfaces in front of wall and for light accents on vertical surfaces using high efficiency LED's. The Gino is suitable for indoor and outdoor applications and provides a clean, visually appealing solution for small, unobtrusive wall mounted luminaires.

This luminaire is available in 2 different sizes and in combinations of down, up or up/down light distributions. The Gino 1 and Gino 2 have a decorative spike option for added lighting effects. The Gino 1 and 2 mounts over a 3” octagonal junction box, a 4” j-box cover plate is available upon request. Clear lens standard.

Additional Options (Consult Factory For Pricing)



SCDT
Surface Conduit Decorative Trim



PROJECT					DATE	
QUANTITY		TYPE		NOTE		


ORDERING EXAMPLE || UGI - 31631 - 2x6w - T2 - W - W30 - 02 - 120/277v - Options

UGI-31631						
	LAMP	BEAM UP	BEAM DOWN	LED COLOR	FINISH COLOR	VOLTAGE
2x6w LED 2x444 Lumens	T1 - Type I Distribution T2 - Type II Distribution T3 - Type III Distribution T4 - Type IV Distribution M - Medium 32° W - Wide 53° VW - Very Wide 65° EW - Extra Wide 83°x99°	T1 - Type I Distribution T2 - Type II Distribution T3 - Type III Distribution T4 - Type IV Distribution M - Medium 32° W - Wide 53° VW - Very Wide 65° EW - Extra Wide 83°x99°	T1 - Type I Distribution T2 - Type II Distribution T3 - Type III Distribution T4 - Type IV Distribution M - Medium 32° W - Wide 53° VW - Very Wide 65° EW - Extra Wide 83°x99°	W27 - 2700K W30 - 3000K W35 - 3500K W40 - 4000K	01 - BLACK RAL 9011 02 - DARK GREY RAL 7043 03 - WHITE RAL 9003 04 - METALLIC SILVER RAL 9006 05 - MATTE SILVER RAL 9006 06 - LIGMAN BRONZE 07 - CUSTOM RAL	120/277v

ADDITIONAL OPTIONS		


- NAT - Natatorium Rated
- F - Frosted Lens
- SCDT - Surface Conduit Decorative Trim
- 4J - Mounting Plate for 4" Junction Box

Gino Product Family



Gino 1

• UGI-31581-2x4w-2x236lm




Gino 1

• UGI-31582-2x2w-2x51lm



Gino 1

• UGI-31583-2x2w-2x27lm



Gino 1

• UGI-31584-2x2w-2x5lm



Gino 1

• UGI-31631-2x6w-2x444lm



Gino 2

• UGI-31591-5w-236lm



Gino 2

• UGI-31592-2w-51lm




Gino 2

• UGI-31593-2w-3lm



Gino 2

• UGI-31621-6w-444lm



Gino 3

• UGI-31601-2x8w-2x564lm



Gino 3

• UGI-31651-2x10w-2x982lm



Gino 4

• UGI-31611-8w-564lm



Gino 4

• UGI-31641-10w-982lm