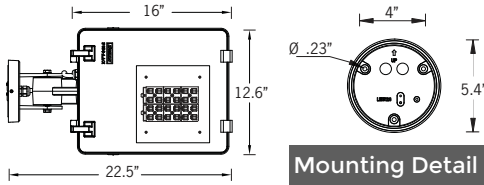
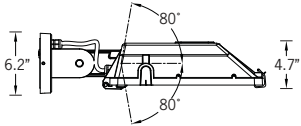


UGA-31912

Gandalf 22 Surface



54w LED 6666 Lumens
 IP65 • Suitable For Wet Locations
 IK08 • Impact Resistant (Vandal Resistant)
 Weight - 18.7 lbs



Construction

Aluminum

Less than 0.1% copper content - Marine Grade 6060 extruded & LM6 Aluminum High Pressure die casting provides excellent mechanical strength, clean detailed product lines and excellent heat dissipation.

Pre paint

8 step degrease and phosphate process that includes deoxidizing and etching as well as a zinc and nickel phosphate process before product painting.

Memory Retentive -Silicon Gasket

Provided with special injection molded "fit for purpose" long life high temperature memory retentive silicon gaskets. Maintains the gaskets exact profile and seal over years of use and compression.

Thermal management

LM6 Aluminum is used for its excellent mechanical strength and thermal dissipation properties in low and high ambient temperatures. The superior thermal heat sink design by Ligman used in conjunction with the driver, controls thermals below critical temperature range to ensure maximum luminous flux output, as well as providing long LED service life and ensuring less than 10% lumen depreciation at 50,000 hours.

Surge Suppression

Standard 10kv surge suppressor provided with all fixtures.

BUG Rating

Consult Factory

Finishing

All Ligman products go through an extensive finishing process that includes fettling to improve paint adherence.

Paint

UV Stabilized 4.9Mil thick powder coat paint and baked at 200 Deg C. This process ensures that Ligman products can withstand harsh environments. Rated for use in natatoriums.

Hardware

Provided Hardware is Marine grade 316 Stainless steel.

Anti Seize Screw Holes

Tapped holes are infused with a special anti seize compound designed to prevent seizure of threaded connections, due to electrolysis from heat, corrosive atmospheres and moisture.

Crystal Clear Low Iron Glass Lens

Provided with tempered, impact resistant crystal clear low iron glass ensuring no green glass tinge.

Optics & LED

Precise optic design provides exceptional light control and precise distribution of light. LED CRI > 80

Lumen - Maintenance Life

L80 /B10 at 50,000 hours (This means that at least 90% of the LED still achieve 80% of their original flux)

Surface-mounted adjustable flood and area lighting. Powerful, flexible and cost-effective family with vast array of technical optic choices.

This narrow profile wall mounted luminaire is designed to complement the Gandalf pole mount luminaire and floodlight.

This fixture is available with Type II, III & IV distributions, as well as Type V distribution in a medium, wide and extra wide beam spreads. The high ingress protection allows these luminaires to be wall mounted for upward or downward lighting. The Gandalf can be aimed to suit specific light patterns with the adjustable arm.

These fixtures can be provided with internal optic variations for precise light distribution requirements. An example of this is using a combination of using Type II and Type IV distribution optics inside the same fixture.

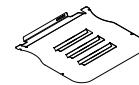
This fixture can be aimed by tilting the housing using one of the two specifiable options of wall mount brackets, namely the stirrup bracket or small adjustable arm.

Other options include; frosted lens, integral photo cell and occupancy sensor.

All Ligman fixtures can be manufactured using a special pre-treatment and coating process that ensures the fixture can be installed in natatoriums as well as environments with high concentrations of chlorine or salt and still maintain the 5 year warranty. For this natatorium rated process please specify NAT in options.

To meet International Dark Sky criteria, 3000k or warmer LEDs must be selected and luminaire fix mounted (+/- 15° allowable to permit leveling).

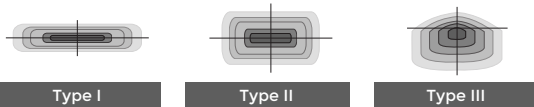
Additional Options (Consult Factory For Pricing)



IHSS
 Internal House Side Shield



Ligman's micro Variable Optical System provides the ability to interchange, mix & rotate optics to provide specific light distributions for optimized spacing and uniformity.



Type I

Type II

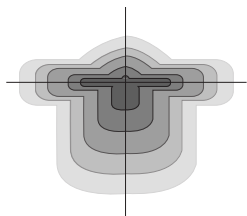
Type III



Type IV

Type V

The variable optic system allows for the designer to create hybrid distributions for precise lighting requirements.



HYBRID
 TYPE I & TYPE IV

UGA-31912

Gandalf 22 Surface



PROJECT		DATE	
----------------	--	-------------	--

QUANTITY		TYPE		NOTE	
-----------------	--	-------------	--	-------------	--

ORDERING EXAMPLE || UGA - 31912 - 54w - T2 - W30 - 02 - 120/277v - Options

UGA-31912					
LAMP	BEAM	LED COLOR	FINISH COLOR	VOLTAGE	
54w LED 6666 Lumens	T1 - Type I Distribution T2 - Type II Distribution T3 - Type III Distribution T4 - Type IV Distribution M - Medium 30° W - Wide 52° VW - Very Wide 64° EW - Extra Wide 108°	W27 - 2700K W30 - 3000K W35 - 3500K W40 - 4000K	01 - BLACK RAL 9011 02 - DARK GREY RAL 7043 03 - WHITE RAL 9003 04 - METALLIC SILVER RAL 9006 05 - MATTE SILVER RAL 9006 06 - LIGMAN BRONZE 07 - CUSTOM RAL	120/277v Other - Specify	

--	--	--

ADDITIONAL OPTIONS

- NAT - Natatorium Rated
- DIM - 0-10v Dimming
- F - Frosted Lens
- OCC - Occupancy Sensor with Integrated Photocell
- AMB - Turtle Friendly Amber LED
- IHSS - Internal House Side Shield



Gandalf Product Family



Gandalf 12

- UGA-21101-50w-2148lm



Gandalf 22

- UGA-31911-37w-4917lm
- UGA-31912-54w-6666lm
- UGA-31913-54w-6736lm
- UGA-31914-74w-8845lm
- UGA-31915-92w-10372lm



Gandalf 24

- UGA-90241-37w-4917lm
- UGA-90242-54w-6666lm
- UGA-90243-54w-6736lm
- UGA-90244-74w-8845lm
- UGA-90245-92w-10372lm



Gandalf 25

- UGA-90251-2x37w-2x4917lm
- UGA-90252-2x54w-2x6666lm
- UGA-90253-2x54w-2x6736lm
- UGA-90254-2x74w-2x8845lm
- UGA-90255-2x92w-2x10372lm



Gandalf 26

- UGA-51088-37w-4917lm
- UGA-51089-54w-6666lm
- UGA-51111-54w-6736lm
- UGA-51112-74w-8845lm
- UGA-51113-92w-10372lm