

CATALOG #: _____

TYPE: _____

PROJECT: _____

FEATURES

- Create rich, vibrant designs with lasting visual impact using the full visible light spectrum
- Provides soft, uniform, illumination for contractor and extruded coves
- Field-adjustable to the inch ensures a perfect fit
- Exceptional performance and value
- Multiple dimming options and integral emergency battery
- Quick-connect wiring for simple lay-in installation
- Design spaces quickly with the Linear Product Builder
- Light weight fixture assembly, 2.2 lbs/ft
- Made Right Here® in the USA

ORDERING EXAMPLE: CX E - 14'08 - L10/9TC - 25 - D - OPTIONS - DALI - 120

SERIES	COVE TYPE ^[1]	LENGTH	Product Builder
CX	C Contractor Cove E Extruded Cove ^[2]	Lengths specified in feet and inches using 1" increments, 2' minimum. Example: 14'08 = 14'-8"	Easily build shapes & simplify ordering with the Williams Linear Product Builder at hew.com/product-builder



LUMENS ^[3]	COLOR	DISTRIBUTION	SHIELDING ^[4]
L10 1000lm	9TC Tunable color (90 CRI, 1650K-8000K)	0 0° 25 25°	D Diffuse acrylic dustcover

SPECIFICATIONS

- HOUSING – Formed sheet metal.
- SHIELDING – Extruded diffuse acrylic lens.
- FINISH – 92% minimum average reflective white polyester powder coat bonded to phosphate-free, multi-stage pretreated metal. All parts painted after fabrication to facilitate installation, increase efficiency, and inhibit corrosion.
- ELECTRICAL – Five color, mid-power ERP-Lumenetix araya5 LED modules and contols. On board thermal and optical feedback ensure color consistency of <2 step MacAdam ellipse (SDCM) and L70>50,000 hours. In-line spectral capture and storage results in consistent CRI and CCT across all arrays.
- MOUNTING – Lay-in cove.
- LISTINGS – cCSAus certified as luminaire suitable for dry or damp locations.
- WARRANTY – 5-year limited warranty, see hew.com/warranty.

OPTIONS	CONTROL ^[5]	VOLTAGE
AMW Anti-microbial white finish	DALI DALI Type 8 enabled DIM (1) 0-10V signal to control dimming; (1) 0-10V signal to control either CCT or select up to five preset colors DMX DMX enabled LUT Lutron Ecosystem enabled ^[6] WS Wattstopper DLM enabled ^[7]	120 120V 277 277V

SYSTEM REQUIREMENTS

- Fixtures are shipped with factory default settings, iOS mobile app required for proper commissioning
- For additional info, see APPLICATION NOTES at erp-power.com/design-resources/technical-documentation

NOTES

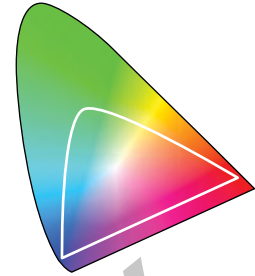
- ¹ For additional styles, consult factory
- ² By others. See page 2 for FIXTURE DETAILS.
- ³ Lumens per foot output based on 90 CRI, 4000K CCT. Actual lumens may vary ± 5%. See page 2 for FIXTURE PERFORMANCE DATA.
- ⁴ Lens length trimmed to size in field.
- ⁵ See page 3 for CONTROL DETAILS.
- ⁶ CCT control only.
- ⁷ CCT control only.

FIXTURE PERFORMANCE DATA

		PER FOOT			
DISTRIBUTION	COLOR	DELIVERED LUMENS	WATTAGE	EFFICACY (lm/W)	
L10	0	4000	1067	15.2	70.1
		Red	163	4.1	39.4
		Blue	99	6.7	14.8
		Green	795	8.3	96.2
25	0	4000	1053	15.2	69.2
		Red	161	4.1	38.9
		Blue	98	6.7	14.6
		Green	785	8.3	95.0

MULTIPLIER TABLE

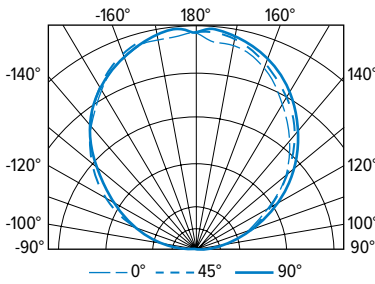
CCT	CONVERSION FACTOR	
	LUMENS	WATTAGE
2000K	0.58	0.58
2700K	0.85	0.83
3000K	0.96	0.94
3500K	0.98	0.97
4000K	1.00	1.00
5000K	0.99	0.99
6000K	0.99	0.99
8000K	0.99	0.99



- Photometrics tested in accordance with IESNA LM-79. Results shown are based on 25°C ambient temperature.
- Wattage shown is average for 120V through 277V input.
- Results based on 4000K, 90 CRI, actual lumens may vary +/-5%
- Use multiplier table to calculate additional options.

PHOTOMETRY

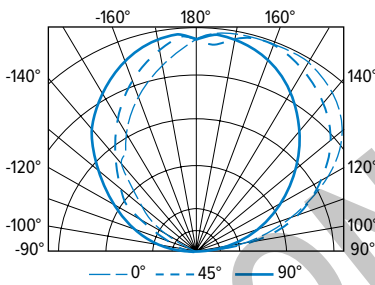
CXC-3'08-L10/9TC-0-D-DALI Total Luminaire Output: 3913 lumens; 56 Watts | Efficacy: 70 lm/W | 90 CRI; 4000K CCT



CANDLEPOWER DISTRIBUTION	VERTICAL ANGLE	HORIZONTAL ANGLE					ZONAL LUMENS
		0°	45°	90°	135°	180°	
	90	0	0	0	0	0	
	95	2	11	76	71	73	67
	105	207	239	294	279	279	279
	115	441	467	486	508	495	483
	125	650	675	711	730	707	628
	135	843	876	920	932	914	702
	145	1018	1057	1094	1113	1102	679
	155	1176	1211	1245	1264	1253	568
	165	1285	1324	1345	1356	1330	376
	175	1319	1375	1398	1396	1344	131
	180	1371	1371	1371	1371	1371	

LUMEN SUMMARY	ZONE	LUMENS	% FIXTURE
	90 - 120	829	21
	90 - 130	1458	37
	90 - 150	2838	73
	90 - 180	3913	100
	0 - 180	3913	100

CXC-3'08-L10/9TC-25-D-DALI Total Luminaire Output: 3861 lumens; 56 Watts | Efficacy: 69 lm/W | 90 CRI; 4000K CCT

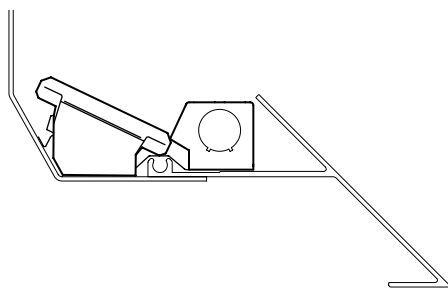


CANDLEPOWER DISTRIBUTION	VERTICAL ANGLE	HORIZONTAL ANGLE					ZONAL LUMENS
		0°	45°	90°	135°	180°	
	90	0	0	0	0	0	
	95	126	125	73	19	6	88
	105	430	498	285	70	57	293
	115	783	767	480	271	106	491
	125	1052	973	666	513	319	632
	135	1212	1114	865	682	546	691
	145	1305	1232	1049	868	746	654
	155	1345	1312	1183	1029	927	537
	165	1331	1340	1273	1185	1082	354
	175	1257	1317	1316	1299	1211	123
	180	1284	1284	1284	1284	1284	

LUMEN SUMMARY	ZONE	LUMENS	% FIXTURE
	90 - 120	872	23
	90 - 130	1504	39
	90 - 150	2848	74
	90 - 180	3861	100
	0 - 180	3861	100

FIXTURE DETAILS

EXTRUDED COVE, 25°



Example cove style, by others, shown

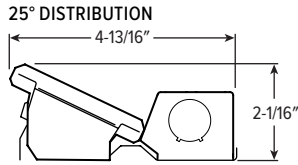
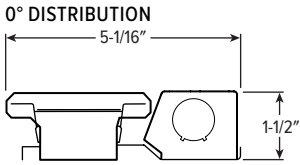
EXTENDED CHANNEL



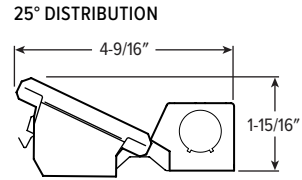
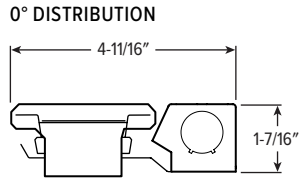
Adjustable to the inch

CROSS SECTIONS

CONTRACTOR COVE TYPE



EXTRUDED COVE TYPE



CONTROL DETAILS

DIM



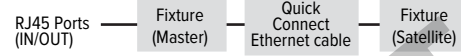
WATTSTOPPER DLM



DALI



DMX



LUTRON ECOSYSTEM



PROTOCOL	(1) DIMMING ^[1]	(2) CCT	(3) SATURATION	(4) HUE
0-10V DIM ^[4]	1%	1650 - 8000K	[2]	[2]
DALI TYPE 8	0.1%	1650 - 8000K	-	-
LUTRON ECOSYSTEM ^[3]	0.1%	1650 - 8000K	-	-
WATTSTOPPER DLM ^[3]	0.1%	1650 - 8000K	-	-
DMX512-A-RDM ^[3]	0.1%	1650 - 8000K	1 - 100%	1 - 60°

¹ 100 – 0.1% dimming is available when connected to 0.1% dimming capable digital controls. 100 – 1% dimming is available with analog 0 – 10V control.
² Two 0 – 10V lines can be used to control DIM and CCT independently, or program Scenes – in any combination of DIM, CCT, HUE and SAT – and recall them with five 0 - 10V presets.
³ May be limited to 1% dimming by controller; see control system specification for details.
⁴ 1 – 10V signal dims module to approximately 1%. In-line power relay required to achieve 0% output.

