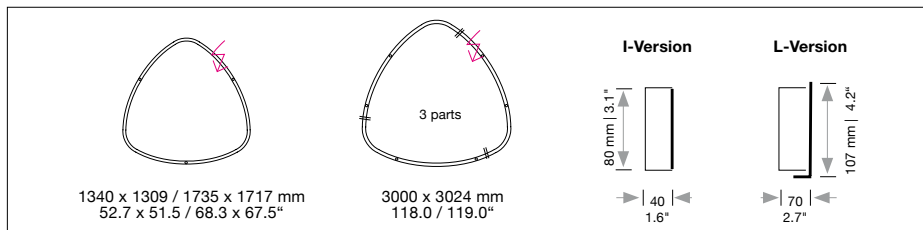
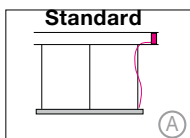


SOFT DELTA

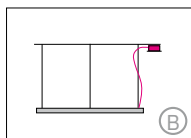
Housing: Aluminum profile, integrated (I) or L-shaped acrylic cover (L)
 Design: SATTLER



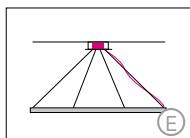
Mounting Version



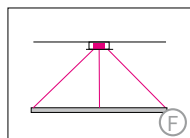
3/6-point suspension with external power supply unit in suspended ceiling



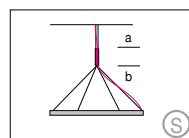
3/6-point suspension with external power supply unit in separate canopy



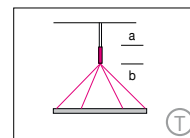
Up to 1735 x 1717 suspension through canopy



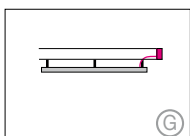
Up to 1735 x 1717 3 current-carrying steel cables. Only 1 strip LED possible. Not in combination with RGB



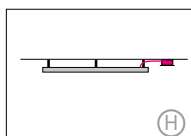
Suspension with pendant canopy PB 366 and steel cables (a) 5000 mm / 196.8" + (b) 3000 mm / 118.1"



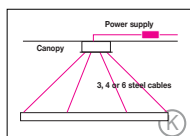
Suspension with pendant canopy PB 366 and current-carrying steel cables. (a) 5000 mm / 196.8" + (b) 3000 mm / 118.1" Not in combination with RGB.



Direct ceiling mounting 50mm / 1.9" with external power supply unit in suspended ceiling



Direct ceiling mounting (white) 50mm / 1.9" with external power supply unit in separate canopy



Up to 1735 x 1717. Suspension point as clamping unit with 3 current-carrying cables and remote technical unit in suspended ceiling.

Item No.	LED	Dimming	LED	Finishes	Power Supply cable	Mounting Version
X X X.	X X.	X X.	X X.	X X.	X X X	.

X X X.	X X.	X X.	X X.	X X.	X X X	X
--------	------	------	------	------	-------	---

Complete order number

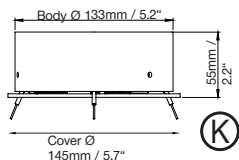
A, B, G, H = Distance of external power supply unit to light fixture max. 10m / 394".

S, T, K, E, F = Minimum suspension height half the diameter of light fixture, maximum suspension height two times diameter of light fixture

Including steel cable suspension 5000mm / 197" ; Version F, S, T 5000 / 3000mm / 197"/118" and/or power supply cable 5000mm / 197"

Dimensions of external power supply units (1 LED Stripe)			
Typ	Size mm / inch	For use with Mounting Version	
	L W H		
DE 1F	360 x 150 x 85 mm / 14.2 x 5.9 x 3.3"	A, G, K	
DE 2F	360 x 300 x 85 mm / 14.2 x 11.8 x 3.3"	A, G, K for size 3000 x 3024 mm	

Input voltage for all external power supply units and canopy is **120 / 277 VAC 50/60 Hz**



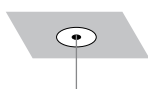
Dimensions of canopy (1 LED Stripe)			
Typ	Size mm / inch	For use with Mounting Version	
	Ø cover plate / body		
DB 290	Ø 290 / 260 mm / 11.4 x 10.2" size 1340 x 1309 mm	B, E, F, H	
DB 350	Ø 350 / 320 mm / 13.7 x 12.5" size 1735 x 1717 and 3000 x 3024 mm	B, E, F, H	
PB 366	Ø 90 H 366 mm / 13.7 x 12.5"	S, T	
Canopy finish: white (11) contact factory for other finishes USA/Canada: Canopy mounts to 4" octagonal junction box.			

Optional



LED spot in canopy
 4W/20°-40°, 400 Lumen (order separately)

762. 67. 01. 04. 11. (white)



Ceiling fixation for mounting version A

200. 00. 00. 00. 11 (white)

Ceiling opening for power supply cable. Existing of cavity ceiling box with 80mm / 3.1" round metal cover. Powder coated in white, fine textured. Applicable to mounting version A.