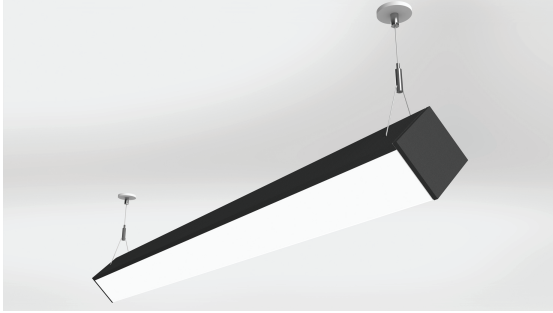


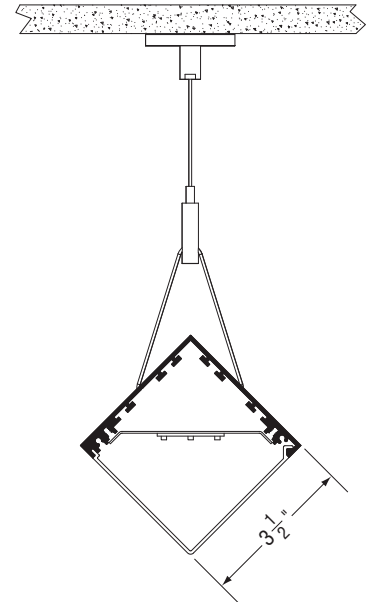
AS350™ - Diamond Cable Mount Series



Catalog Number	Type
Project Name	

AS350 - Diamond Cable Mount

3 1/2" Square - Diamond Cable Mount



AS350-HO-DCN-LOH
AS350-MO-DCN-LOH
AS350-CO-DCN-LOH
(Diamond Cable Mount)

S P E C I F I C A T I O N S

Housing

One-piece .080" thick extruded aluminum. Standard lengths are nominal 2', 3', 4', 6', 8', and 12'. Provisions may be made for continuous rows of any length.

End Caps

Die-cast aluminum flat end cap finished to match fixture housing and secured with no visible fasteners.

Finish

Standard and premium finishes are baked powder coat electrostatically applied (2.0 mil minimum thickness) to assure aesthetics and durability. Mounting brackets are painted to match fixture housing.

Optical Control

(LOH) LED optimized high transmittance acrylic snap-in lens.

Reflector/Heat Sink

.040" thick die-formed aluminum finished with a high reflectance white enamel.

Circuitry

All fixtures are factory pre-wired for a single circuit. Provision for multiple switching/circuiting is optional.

Wiring

All fixtures intended for continuous rows are provided with factory installed quick-connect wiring.

Driver (Standard)

Power supply is UL/CUL recognized, 0-10V dimming available 120-277 universal voltage. 347V is available. Contact factory for optional drivers.

Light Engine (Standard)

LED light source available standard for 3000K, 3500K and 4000K CCT, in high and medium light outputs, and 80 or 90 CRI. Standard outputs at 80 CRI:

HO - High Output (DLC Listed)

*3390 Total Delivered Lms. at 28 System Watts

MO - Medium Output (DLC Listed)

*2086 Total Delivered Lms. at 17 System Watts

(*All values per 4' using 4000K LED modules)

Driver (Tunable White)

EldoLED power supply is UL recognized, DALI, 0-10V or DMX available, 120-277 universal voltage.

Light Engine (Tunable White)

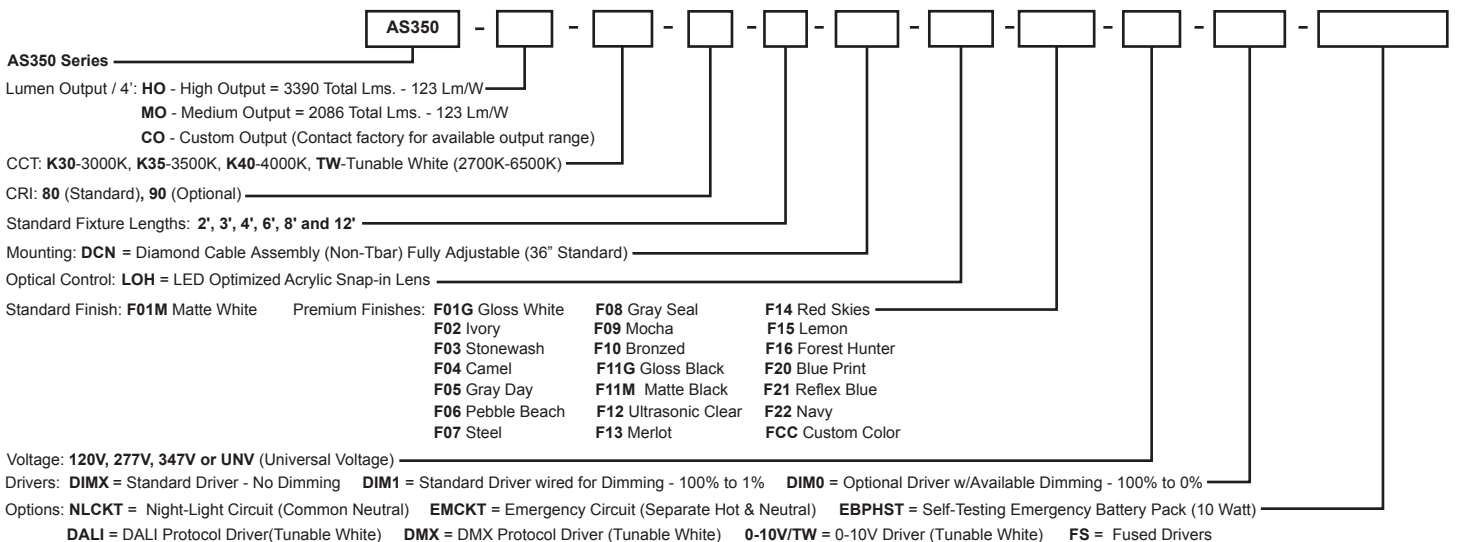
Tunable White LED light source available for 2700K thru 6500K CCT, and 80 or 90 CRI.

*Due to continued advancement in LED technology, lumen performance is subject to change. Please visit our website for the most up-to-date information.

Certification

Fixtures are ETL listed for use in 'Dry or Damp Applications.' Conforms to UL Standard #1598 and to CAN/CSA #C22.2No.250.0.

Sample Catalog Number: **AS350 - HO - K40 - 80 - 4 - DCN - LOH - F01M - 120 - DIM1 - OPTIONS**



Diamond Cable Mount

AS350-HO-K40-DCN-LOH



High Output

LED Optimized High Transmittance Lens

Catalog Number: AS350-HO-K40-80-4'-DCN-LOH-120

Report Number: #LLIA001084-004.ies

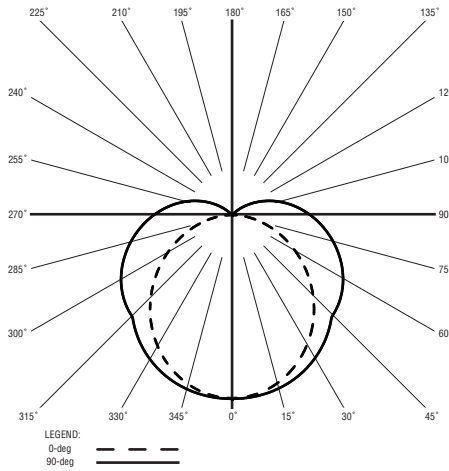
Luminaire Description: Extruded Aluminum Housing with White Aluminum Reflector and LED Optimized Acrylic Lens.

LED Module: Multiple White Low-Power Light Emitting Diodes (LEDs) in a uniform grid pattern.

Total Luminaire Efficacy = 122.8 Lm/W

12% Up 88% Down

Color Rendering Index (CRI) = 85



ZONAL LUMEN SUMMARY

Zone	Lumens	%Fixture
0- 30	649	19.1
0- 40	1069	31.5
0- 60	1955	57.7
0- 90	2981	87.9
90- 180	409	12.1
0- 180	3390	100.0

CANDELA DISTRIBUTION

	0.0	22.5	45.0	67.5	90.0
0	830	830	830	830	830
5	821	824	830	830	826
15	785	791	804	809	810
25	718	728	750	766	773
35	627	640	672	701	714
45	517	533	577	617	641
55	394	418	477	568	604
65	270	302	416	510	546
75	150	215	346	440	473
85	45	147	273	362	393
90	0	115	236	322	352

AS350-MO-K40-DCN-LOH



Medium Output

LED Optimized High Transmittance Lens

Catalog Number: AS350-MO-K40-80-4'-DCN-LOH-120

Report Number: #LLIA001084-005.ies

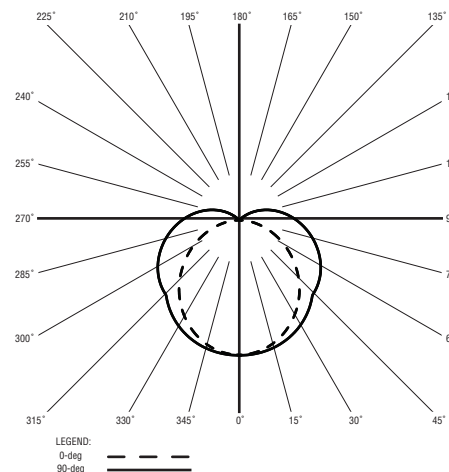
Luminaire Description: Extruded Aluminum Housing with White Aluminum Reflector and LED Optimized Acrylic Lens.

LED Module: Multiple White Low-Power Light Emitting Diodes (LEDs) in a uniform grid pattern.

Total Luminaire Efficacy = 123.4 Lm/W

12% Up 88% Down

Color Rendering Index (CRI) = 85



ZONAL LUMEN SUMMARY

Zone	Lumens	%Fixture
0- 30	400	19.2
0- 40	659	31.6
0- 60	1205	57.7
0- 90	1835	88.0
90- 180	251	12.0
0- 180	2086	100.0

CANDELA DISTRIBUTION

	0.0	22.5	45.0	67.5	90.0
0	512	512	512	512	512
5	506	508	512	511	509
15	484	487	495	499	499
25	443	448	462	472	476
35	386	394	414	432	440
45	318	328	356	380	395
55	243	257	294	350	372
65	166	186	256	314	336
75	93	132	213	271	291
85	28	90	168	222	241
90	0	71	145	198	216

For more information, visit our website at www.pal-lighting.com



Precision Architectural Lighting 4830 Timber Creek Drive Houston, Texas 77017
Tel 713.946.4343 Fax 713.946.4441 www.pal-lighting.com



Made in America