



Microlinea™ Recessed Series 5- with Flush Lens

(4 7/8" Luminous Aperture)

Catalog Number	Type
Project Name	



Vertical Drywall
Overlap Flange



Vertical Drywall
Spackle Flange



S P E C I F I C A T I O N S

Housing

Three piece extruded aluminum available in single sections up to 8' long in 1' increments. Standard flange finish is satin white.

Optical Control

(LOH) LED optimized high transmittance acrylic snap-in lens.

Reflector/Heat Sink

.040" thick die-formed aluminum finished with a high reflectance white enamel.

Circuitry

All fixtures are factory pre-wired for a single circuit. Provision for multiple switching/circuiting is optional.

Wiring

All fixtures intended for continuous rows are provided with factory installed quick-connect wiring.

Integral Controls

Contact factory for daylight and/or occupancy sensor controls.

Certification

Fixtures are ETL listed for use in 'Dry or Damp Applications'. Conforms to UL Standard #1598 and to CAN/CSA #C22.2No.250.0

Driver (Standard)

Power supply is UL/CUL recognized, 0-10V dimming available 120-277 universal voltage. 347V is available.

Light Engine (Standard)

LED light source available standard for 3000K, 3500K and 4000K CCT, in high and medium light outputs, and 80 or 90 CRI. Standard outputs:

HO -High Output (DLC Listed)

*3633 Total Delivered Lms. at 31 System Watts

MO -Medium Output (DLC Listed)

*2232 Total Delivered Lms. at 18 System Watts

(*All values per 4' using 3500K LED modules)

Driver (Tunable White)

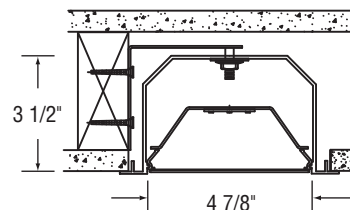
EldoLED power supply is UL recognized, DALI, 0-10V or DMX available, 120-277 universal voltage.

Light Engine (Tunable White)

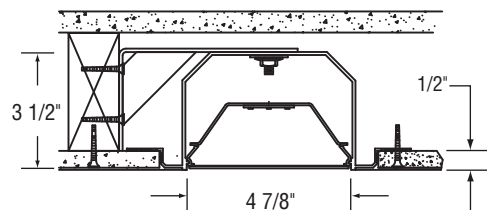
Tunable White LED light source available for 2700K thru 6500K CCT, and 80 or 90 CRI. Contact factory for available outputs.

*Due to continued advancement in LED technology, lumen performance is subject to change. Please visit our website for the most up-to-date information.

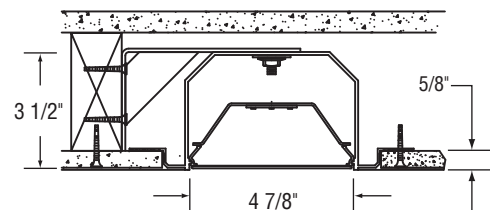
Vertical Wall Mt. -1/2" or 5/8" Thick Drywall



MLR5-HO-VOF
MLR5-MO-VOF
Vertical Drywall
Overlap Flange



MLR5-HO-VSF1
MLR5-MO-VSF1
Vertical Drywall
Spackle Flange



MLR5-HO-VSF5
MLR5-MO-VSF5
Vertical Drywall
Spackle Flange

Sample Catalog Number: **MLR5 - HO - K40 - 80 - 4 - VOF - LOH - 120 - DIM1 - OPTIONS**



Microlinea Recess Series 5 Vert. Wall Mt.

Lumen Output / 4': **HO** - High Output = 3633 Total Lms. - 117 Lm/W (3500K Used)
MO - Medium Output = 2232 Total Lms. - 122 Lm/W
CO - Custom Output (Contact factory for available output range)

CCT: **K30**-3000K, **K35**-3500K, **K40**-4000K, **TW**-Tunable White (2700K-6500K)

CRI: **80** (Standard), **90** (Optional)

Fixture Lengths: **2', 3', 4', 6', 8'**

For continuous rows of 8' or longer, specify nominal row length in 1' increments.

Mounting: **VOF** = Vertical Wall Mt. Overlap Flange **VSF5** = Vertical Wall Mt. Spackle Flange - 5/8" Drywall

VSF1 = Vertical Wall Mt. Spackle Flange - 1/2" Drywall

Optical Control: **LOH** = LED Optimized Acrylic Snap-in Lens

Voltage: **120V, 277V, 347V** or **UNV** (Universal Voltage)

Dimming: **DIMX** = Standard Driver - No Dimming **DIM1** = Standard Driver wired for Dimming - 100% to 1% **DIM0** = Optional Driver with Dimming - 100% to 0%

Options: **NLCKT** = Night-Light Circuit (Common Neutral) **EMCKT** = Emergency Circuit (Separate Hot & Neutral) **EBPHST** = Self-Test Emergency Battery Pack (10 Watt)

DALI = DALI Protocol Driver (Tunable White) **DMX** = DMX Protocol Driver (Tunable White)

0-10V/TW = 0-10V Driver (Tunable White) **FS** = Fused Drivers

GTD = Generator Transfer Device **CP** = Chicago Plenum



Precision Architectural Lighting 4830 Timber Creek Drive Houston, Texas 77017
Tel 713.946.4343 Fax 713.946.4441 www.pal-lighting.com



Made in America

Recessed - Flush Lens

MLR5-HO-K35-LOH



High Output

LED Optimized High Transmittance Lens

Catalog Number: MLR5-HO-K35-80-4'-X-LOH-120

Report Number: LLIA#001197-004.ies

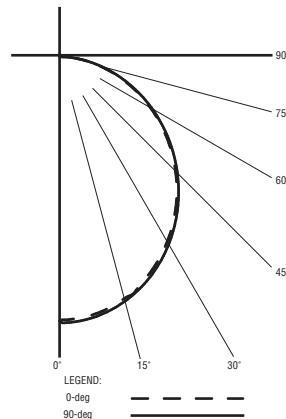
Luminaire Description: Extruded Aluminum Housing with White Aluminum Reflector and LED Optimized Acrylic Lens.

LED Module: Multiple White Low-Power Light Emitting Diodes (LEDs) in a uniform grid pattern.

Total Luminaire Efficacy = 116.9 Lm/W

0% Up 100% Down

Color Rendering Index (CRI) = 82



ZONAL LUMEN SUMMARY

Zone	Lumens	%Fixture
0- 40	1644	45.3
0- 60	2856	78.6
0- 90	3633	100.0
90- 180	0	0.0
0- 180	3633	100.0

CANDELA DISTRIBUTION

	0.0	22.5	45.0	67.5	90.0
0	1331	1331	1331	1331	1331
5	1318	1319	1321	1327	1332
15	1259	1260	1263	1269	1273
25	1149	1149	1159	1160	1164
35	999	1000	1004	1012	1014
45	824	826	829	836	838
55	637	634	638	644	645
65	435	436	441	445	445
75	242	243	247	249	249
85	73	72	72	72	71
90	0	0	0	0	0

MLR5-MO-K35-LOH



Medium Output

LED Optimized High Transmittance Lens

Catalog Number: MLR5-MO-K35-80-4'-X-LOH-120

Report Number: LLIA#001197-003.ies

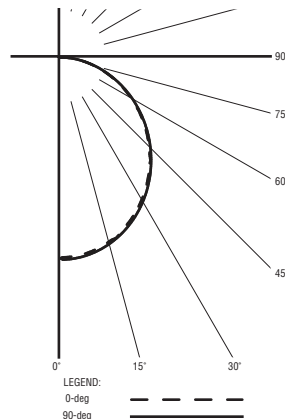
Luminaire Description: Extruded Aluminum Housing with White Aluminum Reflector and LED Optimized Acrylic Lens.

LED Module: Multiple White Low-Power Light Emitting Diodes (LEDs) in a uniform grid pattern.

Total Luminaire Efficacy = 121.6 Lm/W

0% Up 100% Down

Color Rendering Index (CRI) = 82



ZONAL LUMEN SUMMARY

Zone	Lumens	%Fixture
0- 40	1010	45.2
0- 60	1755	78.6
0- 90	2232	100.0
90- 180	0	0.0
0- 180	2232	100.0

CANDELA DISTRIBUTION

	0.0	22.5	45.0	67.5	90.0
0	818	818	818	818	818
5	809	810	812	815	819
15	774	774	776	779	782
25	706	706	713	713	715
35	614	615	617	621	623
45	506	507	510	513	515
55	391	390	392	396	396
65	268	268	271	274	274
75	149	150	152	153	153
85	45	45	44	44	44
90	0	0	0	0	0

For more information, visit our website at www.pal-lighting.com



Precision Architectural Lighting 4830 Timber Creek Drive Houston, Texas 77017
Tel 713.946.4343 Fax 713.946.4441 www.pal-lighting.com



Made in America