

2" Square LED High-Lumen Reflector Light Engine



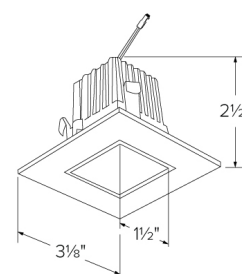
Features

- Suitable for use in fixtures installed in insulated ceilings.
- Suitable for new construction and remodel housings.
- Suitable for installation into ELCO 2" recessed fixtures with 2-wire connector.
- Diecast construction provides lasting durability.
- CA Title 24 compliant (JA8-2016).
- Meets ENERGY STAR requirements.

Specifications

Wattage	11W
Lumens	800 lm - 1125 lm
Color Temp.	2700K - SunsetK
Lamp Type	LED
Beam Angle	36°
CRI	93+
Wet Location	Listed

Dimensions



Technical Details

Optics: PC Lens for even lumen distribution.

Construction: Diecast construction for lasting quality and greater heat dissipation. High quality powder coat finish preventing rust and paint cracking.

Installation: Must be installed in ELCO 2" Alder System housing; E2AJU12ICA, E2LCU86ICA, E2LCU86RICA, E2LC185ICA, E2LC185RICA.

LED Technology:

- Extremely accurate color rendering with 93+ CRI.
- Efficacy of max. 102 lumens per watt.
- Lumen Maintenance of 50,000 hours L70 based on LM80 standardized test results.
- Superior Thermal Management by utilizing aluminum body as heat sink.

Listings: UL Listed for Wet Location. ENERGY STAR® Certified. California Title 24 (JA8-2016-E).

Warranty: ELCO Products are built to last with a 5-year Limited warranty.

Product Numbers

Item	Lamp type	Lumens	CCT	Watts	Beam Angle	Finish
E213C1827W	LED	1000 lm	2700K	11W	36°	White
E213C1830W	LED	1040 lm	3000K	11W	36°	White
E213C1835W	LED	1100 lm	3500K	11W	36°	White
E213C1840W	LED	1125 lm	4000K	11W	36°	White
E213C18SDW	LED	800 lm	SunsetK	11W	36°	White

Product Number Builder Example: E213C1827W

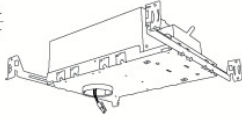
ELCO 2" Light Engines	Color Temp.	Finish
E213C18		
	27 2700K	W White
	30 3000K	
	35 3500K	
	40 4000K	
	SD Sunset	

Compatible Products

For use 2" High Lumen LED Light Engines



2" Alder™ IC Airtight High Tech LED Housings



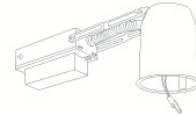
2" Double Wall IC Rated for max.
R-60 spray foam insulation
New Construction

CAT NO.	SPECIFICATIONS
E2AJU12ICA	11W, 120/277V, Triac/ELV/0-10V



2" Single Wall IC Housing
New Construction

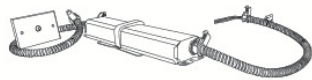
CAT NO.	SPECIFICATIONS
E2LCU86ICA	11W, 120/277V, Triac/ELV/0-10V
E2LC185ICA	11W, 120V, Triac/ELV



2" Single Wall IC Housing
Remodel

CAT NO.	SPECIFICATIONS
E2LCU86RICA	11W, 120/277V, Triac/ELV/0-10V
E2LC185RICA	11W, 120V, Triac/ELV

2" Alder™ Accessories



Emergency Battery Backup

CAT NO.	SPECIFICATIONS
KEM-LD3	8W, Up to 750 lm
KEM-LD4	12W, Up to 1100 lm



Fire Cover

CAT NO.	SPECIFICATIONS
FIRECVR	9 3/4" H x 17" O.D.



Fire Enclosure

CAT NO.	SPECIFICATIONS
FIREENCL	20 3/8" L x 14 3/8" W
FIREENCL-S	Shallow, 16" L x 14 3/8" W



Mica Fire Tape

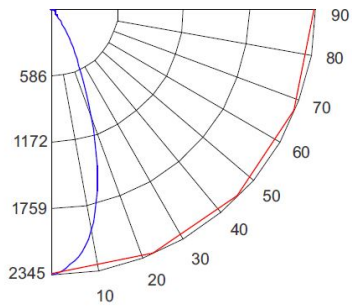
CAT NO.	SPECIFICATIONS
FIRETAPE	3/4" W x 16' L

*Driver included for all housings

2" Square LED High Lumen Reflector Light Engine Multiplier: 2700K (x 0.96), 3500K (x 1.04), 4000K (x 1.08)

PHOTOMETRIC REPORT

Product #: E213C1830
Wattage/Lumens: 10.4W/ 1064 lm
Luminaire LPW: 102 Lm/W



CANDLE POWER SUMMARY

Degrees Vertical	0°
0	2344
5	2222
15	1494
25	494
35	72
45	37
55	30
65	20
75	11
85	2
90	0

ILLUMINANCE AT A DISTANCE

Distance to Target Plane	Footcandles Beam Center	Beam Diameter
4'	146	2.6'
6'	65.1	4.0'
8'	36.6	5.3'
10'	23.4	6.6'

ZONAL LUMEN SUMMARY

Zone	Lumens	% Luminaire
0-30°	891.11	83.80
0-40°	972.24	91.40
0-60°	1028.3	96.60
0-90°	1062.74	99.90