

4" LED Fire Rated New Construction IC Airtight Housing

4" Fire Rated ICA New Construction LED housing. Compatible with 4" LED inserts. 2-hour fire rated. Quick Connect terminal connector for easy installation.



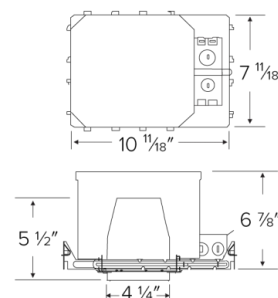
Features

- IC Airtight for direct contact with insulation.
- UL Listed for 2-Hour Fire Resistance to meet and exceed strict fire safety codes.
- Integrated Non-combustible insulation acts as a sound barrier minimizing sound transfer between floors.
- Meets Title 24 requirements.
- Trims and inserts sold separately.
- 14W MAX.
- Height: 6 7/8"

Specifications

| | |
|----------------------|-----------|
| Wattage | 14W |
| Voltage | 120/277V |
| Wet Location | UL Listed |
| Damp Location | UL Listed |

Dimensions



Technical Details

Construction:

- Double wall IC rated for direct contact with insulation. For use in IC and non-IC conditions.
- Housing adjusts in frame to accommodate up to 1 1/2" ceiling thickness.
- Airtight housing with gasket to restrict airflow in accordance with ASTM E-283 air-tight requirements.

Installation:

- Designed for ceiling plenums where 2x8 joists or taller are used.
- High strength hanger bars can easily be nailed to joists.
- Suitable for T-grid and drop ceiling applications.
- See installation sheet for detailed information.

Junction Box: Positioned to accommodate straight conduit runs. Two 3/4" knockouts, Seven 1/2" trade size conduit knockouts, One 3/8" knockout. Four Pry-out knockout slots for easy romex installation.

Hanger Bars: Pre Installed hanger bars with True Nail easy installation in regular lumber, engineered lumber, and Laminated Beams. Integral T-bar slots for easy installation in T-Bars. Spans up 24" and can be repositioned 90°. Score lines allow for tool-free hanger bar size reduction. Integral leveling flange allows for single-person installation while easily aligning the housings with the joists.

Listings: UL Listed for Damp Location and for Wet Location with select trims. UL Listed for Direct Contact with Insulation and Combustible Material. UL Listed for Feed Through.

Product Numbers

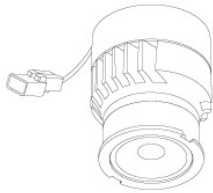
| Item | Watts | Voltage |
|----------|-------|----------|
| EL48FICA | 14W | 120/277V |

Compatible Products

For use with Dedicated 4" IC LED Housings



Koto™ LED Module



Koto™ LED Module
ELK07 - ELK09

| PRODUCT NUMBER BUILDER | | | | | |
|------------------------|-----------|--------------------------------|---------|---------------------|--|
| Koto™ LED Module | Lumens | Color Temperature | | Beam Angle | |
| ELK | | | | | |
| | 07 750 lm | 27 2700K | (blank) | 38° lens (Standard) | |
| | 09 950 lm | 30 3000K | -S | 18° lens | |
| | | 35 3500K | -N | 25° lens | |
| | | 40 4000K | -W | 60° lens | |
| | | SD Sunset Dimming (ELK09 Only) | | | |

ACCESSORIES




Lens

| | |
|--------|----------|
| EP731C | 18° Lens |
| EP732C | 25° Lens |
| EP733C | 38° Lens |
| EP734C | 60° Lens |

**EP732C, EP733C, EP734C Included*

Reflectors

| | |
|--------|-----|
| EP735C | 15° |
| EP736C | 25° |
| EP737C | 38° |
| EP738C | 60° |



Secondary Optics

| | |
|-----|---------------|
| L45 | Hex Louver |
| L46 | Linear Louver |
| L47 | Spread Louver |

4" Pex™ Twist-&-Lock Trims



Reflector

ELK4118

Finishes:

(W, BB, BZ, B, C, H)



Adjustable Gimbal

ELK4129

Finishes:

(W, BB, BZ, B, C, H)



Adjustable Pinhole

ELK4127

Finishes:

(B, BB, BZ)



Adjustable Baffle

ELK4193

Finishes:

(W, BB, B)



Reflector

ELK4218

Finishes:

(W, BB, BZ, B, C, H)



Adjustable Gimbal

ELK4229

Finishes:

(W, BB, BZ, B, C, H)

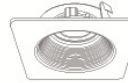


Adjustable Pinhole

ELK4227

Finishes:

(B, BB, BZ)

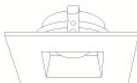


Adjustable Phenolic Baffle

ELK4293

Finishes:

(W, BB, B)

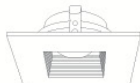


Adjustable Reflector

ELK4282

Finishes:

(W)



Adjustable Baffle

ELK4284

Finishes:

(W)

*Finishes: **W** - All White, **BB** - All Black, **BZ** - All Bronze, **B** - Black Reflector w/White Ring, **C** - Chrome Reflector w/White Ring, **H** - Haze Reflector w/White Ring

Compatible Products

For use with Dedicated 4" IC LED Housings



4" Pex™ Adjustable Trimless



Smooth Reflector

ELK430

Finishes:

(W, B, BZ)



Baffle

ELK434

Finishes:

(W, B, BZ)

4" Flexa™ Twist-&-Lock Trims

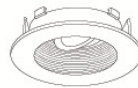


Round Reflector

ELK4721

Finishes:

(WW, BB, BZBZ, BW, CC, CW,
HW, CN)

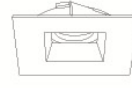


Round Baffle

ELK4723

Finishes:

(WW, BB, BZBZ, BW)



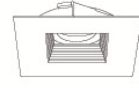
Square Reflector

ELK4741

Finishes:

(WW, BB, BZBZ, BW, HW)

**Not for Remodel Housing*



Square Baffle

ELK4743

Finishes:

(WW, BB, BZBZ, BW)

**Not for Remodel Housing*

*Finishes: **W** - All White, **WW** - All White, **B** - Black, **BB** - All Black, **BZ** - All Bronze, **CC** - All Chrome, **BZBZ** - All Bronze,
BW - Black Reflector w/White Ring, **CW** - Chrome Reflector w/White Ring, **CN** - Chrome Reflector w/Nickel Ring, **HW** - Haze Reflector w/White Ring

Compatible Products

For use with Dedicated 4" IC LED Housings



4" LED Light Engines



Round Reflector

| CAT NO. | SPECIFICATIONS |
|--------------|----------------------------|
| EL41527W, BZ | 10W, 800 lm, 2700K |
| EL41530W, BZ | 10W, 850 lm, 3000K |
| EL41535W, BZ | 10W, 900 lm, 3500K |
| EL41540W | 10W, 900 lm, 4000K |
| EL41550W | 10W, 950 lm, 5000K |
| EL415CT5W | 12W, 850 lm, 2700K - 5000K |



Round Baffle

| CAT NO. | SPECIFICATIONS |
|-----------|----------------------------|
| EL41027W | 10W, 800 lm, 2700K |
| EL41030W | 10W, 850 lm, 3000K |
| EL41035W | 10W, 900 lm, 3500K |
| EL41040W | 10W, 900 lm, 4000K |
| EL410CT5W | 12W, 850 lm, 2700K - 5000K |
| EL41230W | 14W, 1000 lm, 3000K |



Round Reflector

| CAT NO. | SPECIFICATIONS |
|----------------|---------------------|
| EL41727W, C, H | 14W, 1000 lm, 2700K |
| EL41730W, C, H | 14W, 1000 lm, 3000K |
| EL41735W, C, H | 14W, 1100 lm, 3500K |
| EL41740W, C, H | 14W, 1200 lm, 4000K |



Round Reflector

| CAT NO. | SPECIFICATIONS |
|--------------|---------------------|
| EL415SDW, BZ | 10W, 700 lm, Sunset |
| EL410SDW, BZ | 10W, 700 lm, Sunset |



Square Reflector

| CAT NO. | SPECIFICATIONS |
|--------------|--------------------|
| EL44227W | 10W, 750 lm, 2700K |
| EL44230W, BZ | 10W, 775 lm, 3000K |



Square Baffle

| CAT NO. | SPECIFICATIONS |
|--------------|--------------------|
| EL44130W, BZ | 10W, 750 lm, 2700K |



Round Gimbal

| CAT NO. | SPECIFICATIONS |
|----------|-------------------|
| EL41627W | 9W, 620 lm, 2700K |
| EL41630W | 9W, 650 lm, 3000K |



Square Gimbal

| CAT NO. | SPECIFICATIONS |
|----------|-------------------|
| EL44627W | 9W, 620 lm, 2700K |
| EL44630W | 9W, 650 lm, 3000K |



Round Baffle Gimbal

| CAT NO. | SPECIFICATIONS |
|-------------|--------------------|
| EL41427W | 10W, 700 lm, 2700K |
| EL41430W, B | 10W, 700 lm, 3000K |
| EL41435W | 10W, 700 lm, 3500K |



Round Pull Down Adjustable

| CAT NO. | SPECIFICATIONS |
|-------------|-----------------------------|
| EL49727W, B | White, 12.6W, 840 lm, 2700K |
| EL49730W, B | White, 12.6W, 840 lm, 3000K |



Square Pull Down Adjustable

| CAT NO. | SPECIFICATIONS |
|-------------|-----------------------------|
| EL44727W, B | White, 12.6W, 840 lm, 2700K |
| EL44730W, B | White, 12.6W, 840 lm, 3000K |



Round Pull Down Adjustable
(2nd Generation)

| CAT NO. | SPECIFICATIONS |
|-----------|---------------------------|
| EL49727W2 | White, 11W, 950 lm, 2700K |
| EL49730W2 | White, 11W, 950 lm, 3000K |

*Finishes: **W** - All White, **B** - All Black, **BZ** - All Bronze, **C** - Chrome w/White Ring, **H** - Haze w/White Ring

Compatible Products

For use with Dedicated 4" IC LED Housings



4" Cedar™ LED Light Engines



Round Reflector

E410R

Finishes:

(W, BB, BZ, B, C, H, MW, MB)



Round Wall Wash Reflector

E411R

Finishes:

(W, BB, BZ, B, C, H, MW, MB)



Round Drop Glass

E412R

Finishes:

(W, BB, BZ, B, C, H, MW, MB)



Round Baffle

E414R

Finishes:

(W, BB, BZ, B)



Square on Square Baffle

E415R

Finishes:

(W, BZ)



Square on Square Reflector

E417R

Finishes:

(W, BZ, C, H)



Square on Round Reflector

E420R

Finishes:

(W, BB, BZ, C, H, MW, MB)



Square on Round Baffle

E424R

Finishes:

(W, BB, BZ, B)

PRODUCT NUMBER BUILDER

| 4" LED Module & Driver | Style | Lumens | Color Temperature | Finish |
|------------------------|---------------------------|--------------------------|--------------------------|------------------------------|
| E4 | | | | |
| 10R | Round Reflector | 08 850 lm (10.5W) | 27 2700K | W All White |
| 11R | Round Wall Wash Reflector | | 30 3000K | BB All Black |
| 12R | Round Drop Glass | | 35 3500K | BZ All Bronze |
| 14R | Round Baffle | | 40 4000K | B Black w/White Ring |
| 15R | Sq. on Sq. Baffle | | SD Sunset Dimming | C Chrome w/White Ring |
| 17R | Sq. on Sq. Reflector | | | H Haze w/White Ring |
| 20R | Sq. on Round Reflector | | | MW Matte White |
| 24R | Sq. on Round Baffle | | | MB Matte Black |

Compatible Products

For use with Dedicated 4" IC LED Housings



4" Ply™ 120/277V LED Inserts



Round Insert

EL495

Finishes:

(DW, DHW, DCW)

PRODUCT NUMBER BUILDER

| 4" 120/277V LED Inserts | Color Temperature | Finish |
|-------------------------|--------------------------|--------------------------------|
| EL495 | | |
| | 30 3000K (800 lm) | DW All White |
| | 35 3500K (850 lm) | DHW Haze w/White Ring |
| | 40 4000K (900 lm) | DCW Chrome w/White Ring |

**Must be used with PLY™ Housings for 0-10V dimmability (EL490ICDXA, EL490RICDXA, EL492ICDXA, EL492RICDXA).
With non-ply housing this is non-dimmable, 120-277V input only.*

4" Ply™ 120/277V Adjustable LED Inserts



Round Adjustable Gimbal

EL414

Finishes:

(DXW, DXB)



Round Adjustable Insert

EL497

Finishes:

(DXW, DXB, DXBZ DXN)



Square Adjustable Insert

EL447

Finishes:

(DXW, DXB, DXBZ DXN)



ACCESSORIES

Interchangeable Lens (For EL497 & EL447 Series only)

| | |
|---------------|----------|
| EP710C | 20° Beam |
| EP712C | 60° Beam |

PRODUCT NUMBER BUILDER

| 4" 120/277V Adjustable LED Inserts | Style | Color Temperature | Finish |
|------------------------------------|-----------------------------|-------------------|------------------------|
| EL4 | | | |
| | 14 Adjustable Gimbal | 27D 2700K | DXW All White |
| | 97 Round Adjustable | 30D 3000K | DXB All Black |
| | 47 Square Adjustable | | DXBZ All Bronze |
| | | | DXBN All Nickel |

**Must be used with PLY™ Housings for 0-10V dimmability (EL490ICDXA, EL490RICDXA, EL492ICDXA, EL492RICDXA).
With non-ply housing this is non-dimmable, 120-277V input only.*