VEIL CEILING/WALL

PLASTER-IN LED SYSTEM, 24VDC

DESIGNED BY GREGORY KAY | ASSEMBLED IN AMERICA

REV 06.05.19

DESCRIPTION

Veil Ceiling or Wall, is a slim, Plaster-In Aluminum Channel with a 3" opening, paintable Aluminum Backer Plate, emitting ambient illumination. The 24VDC linear LED system mounts directly to studs without joist modification or between studs and plasters into 5/8" or thicker drywall. Veil Ceiling or Wall is sold in 1' increments up to 10'. Several color temperature options are available, including 2200K-5700K (ELV/010), Warm Dim (ELV), Tunable White (ELV/010/DMX), RGB, and RGB+W (DMX). High CRI commercial-grade White or Dynamic Color Changing LED Soft Strip projects a clean line of light. Coordinate installation with electrician and drywall contractors. For custom design and layout assistance, send drawings to design@PureEdgeLighting.com

APPLICATIONS

Indoor damp or dry locations only. Wall or Ceiling mount used for Hospitality, Retail, and Residential

LAMPING

The average LED Life is 50,000 hours.

WATTS PER FOOT	LUMENS PER WATT	LUMENS PER FOOT	85+ CRI 22K, 57K	90+ CRI 24K, 35K, 40K,2K4K	92+ CRI 27D, 30D	95+ CRI 27K, 30K	RGB	RGB+W
5WDC (2X2.5WDC)	**N/A**	**N/A**	•			•		
6WDC (2X2.6WDC)	**N/A**	**N/A**					•	
10WDC (2X4.4WDC)	**N/A**	**N/A**	•	•	•	•	•	
12WDC (2X6.3WDC)	**N/A**	**N/A**						•

Lumen values are based on the 3000K LED test.

REMOTE POWER SUPPLIES*, DIMMERS & CONTROLS (SOLD SEPARATELY)

- Electronic Low Voltage Dimming (ELV)
- 0-10 Volt Dimming (0-10V)
- Dynamic Color Changing (DMX)

* In-Wall Mounting Kits available for select power supplies

COMPONENTS (INCLUDED)

(1) Junction Box, Adjustable Mounting Bars, (1) Backer Plate, (1) Veil Channel and Backer Plate, Drywall Screws, (1) LED Soft Strip, and (2) Lenses

WARRANTY / LABELS

5 year pro-rated warranty. Assembled in America

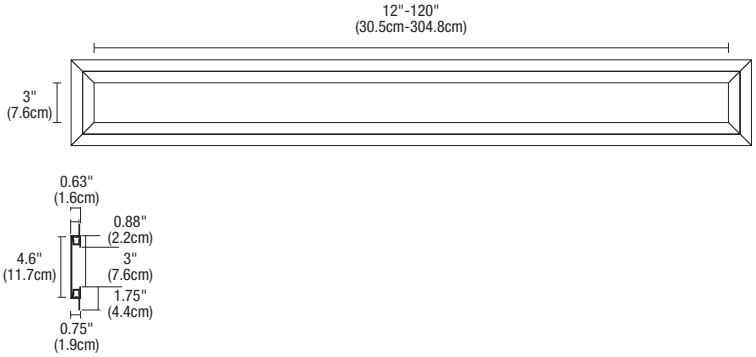

System		Wattage Per Foot		Length in Feet		Color Temperature	
VECE	–	**5W**	–	**10FT**	–	**27K**	
VECE	Veil Ceiling or Wall	**5W**	2x2.5 Watts	**1FT**	1'	**22K**	2200K Candle White
		6W	2x2.6 Watts	**2FT**	2'	**24K**	2400K Very Warm White
		10W	2x4.4 Watts	**3FT**	3'	**27K**	2700K Incandescent White
		12W	2x6.3 Watts	**4FT**	4'	**27D**	2700K Warm Dim (5WDC only)
				5FT	5'	**30K**	3000K Warm White (Halogen color)
				6FT	6'	**30D**	3000K Warm Dim (Halogen color, 5WDC only)
				7FT	7'	**35K**	3500K Neutral White
				8FT	8'	**40K**	4000K Cool White
				9FT*	9'	**57K**	5700K Daylight White
				10FT*	10'	**2K4K**	2000K-4000K Tunable White (2x5W only)
					Sold in 1' increments	**RGB**	Red, Green, and Blue (2x3W only)
					* Additional Freight Charges May Occur.	**RGBW**	Red, Green, Blue, and 2000K White (2x6W only)

PROJECT		FIXTURE TYPE		DATE	

VEIL CEILING/WALL

PLASTER-IN LED SYSTEM, 24VDC

DESIGNED BY GREGORY KAY | ASSEMBLED IN AMERICA

REV 06.05.19

INCLUDED COMPONENTS

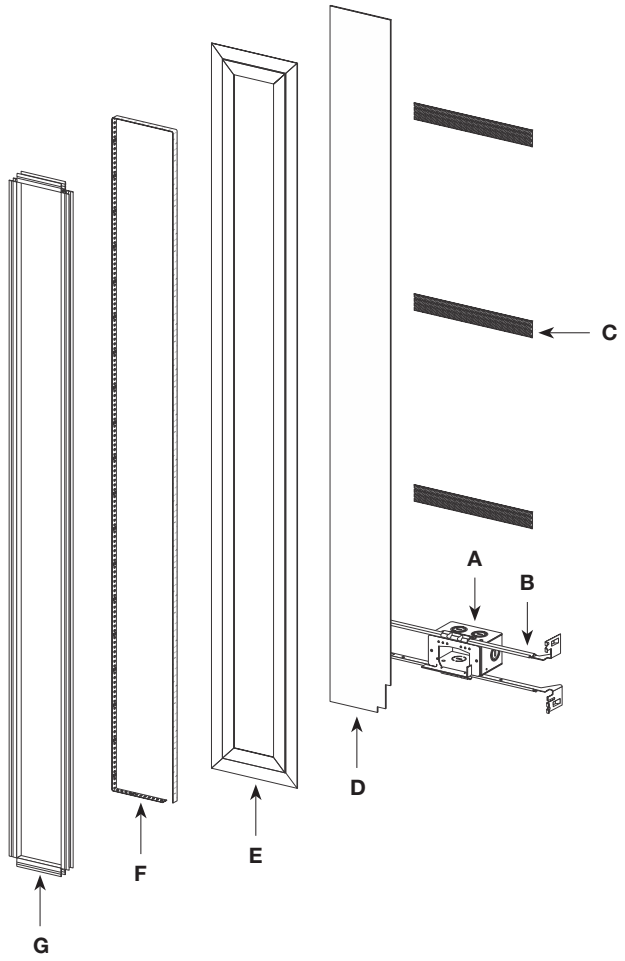

A. JUNCTION BOX

Mounts behind drywall with Adjustable Mounting Bars. Low Voltage 24VDC wires from Remote Power Supply connect to LED wires inside box. Junction Box opening is covered by the Backer Plate and required at the beginning of each run.

B. ADJUSTABLE MOUNTING BARS

Provide flexibility for mounting in a variety of spaces. Veil Ceiling/Wall includes two sets of mounting hardware.

C. MOUNTING STRAP

Secures channel to drywall when wall stud is unavailable.

D. BACKER PLATE

4" paintable Aluminum Plate that conceals Junction Box and reflects Light.

E. VEIL CHANNEL

5/8" deep extrusion houses a double row of LED Soft Strip

F. LED SOFT STRIP

Commercial-grade White or Dynamic Color Changing LED Soft Strip. See lamp data on for additional details.

G. LENS

0.6" wide diffuser lens projects a clean line of light without LED dots. Verge Corner includes two lenses.



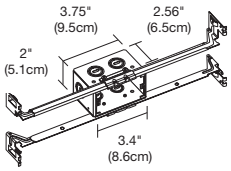

JUNCTION BOX ROUGH-IN COMPONENT

One Junction Box is included with Veil Ceiling/Wall. Order additional Junction Box(es) separately to rough-in electrical wiring before drywall installation. Quick shipment available.

System		Size		Component
VG	–	1RE	–	JBOX
VG Verge		1RE 1" Rectangle		JBOX Junction Box

PROJECT		FIXTURE TYPE		DATE	

VEIL CEILING/WALL

PLASTER-IN LED SYSTEM, 24VDC

DESIGNED BY GREGORY KAY | ASSEMBLED IN AMERICA

REV 06.05.19

INSTALLATION

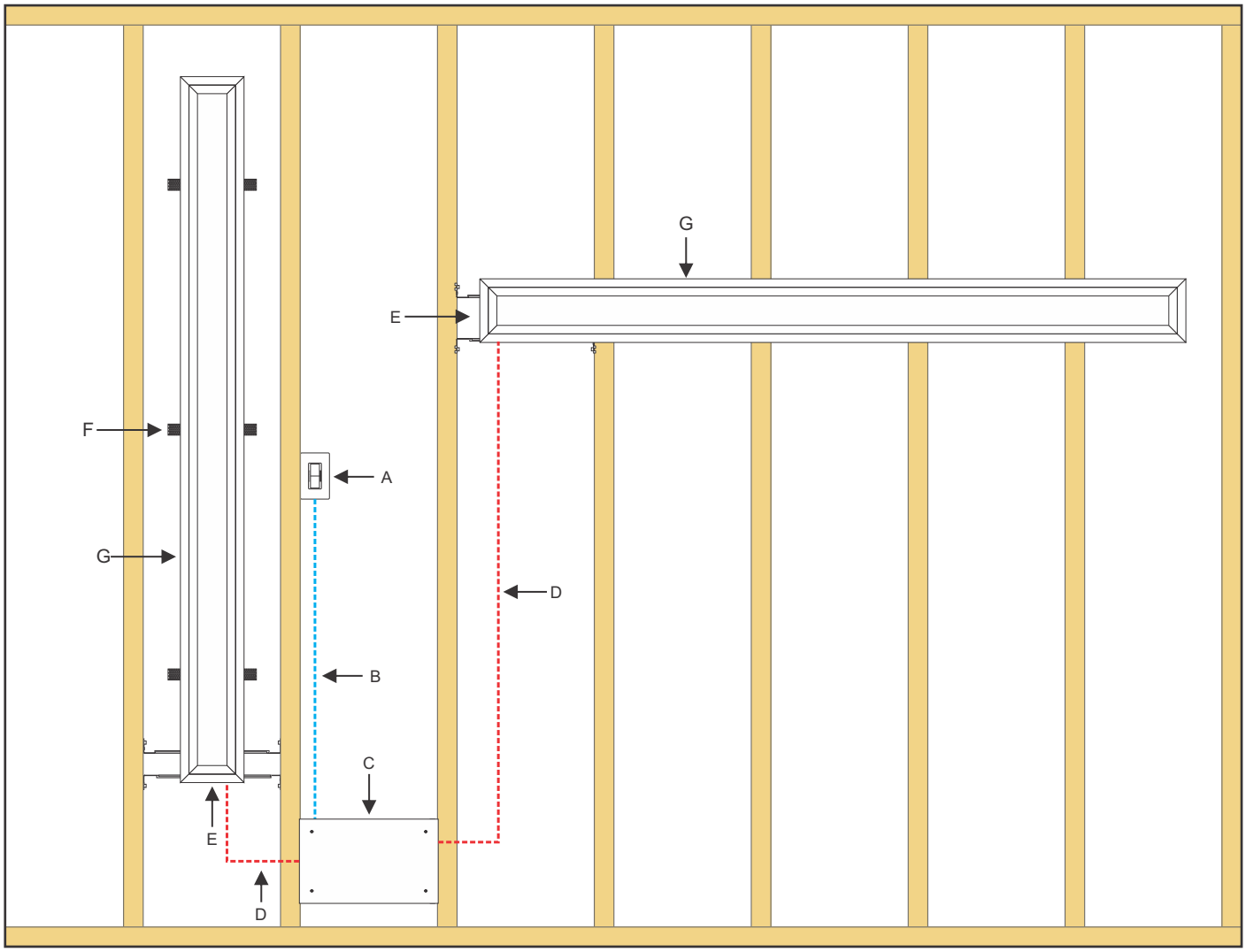

A. DIMMER OR SWITCH
B. 120VAC WIRING
C. 120V/24VDC REMOTE POWER SUPPLY FOR IN-WALL MOUNTING KIT
D. 24VDC
E. JUNCTION BOX
F. PERFORATED MOUNTING STRAPS (MBAR)
G. VEIL

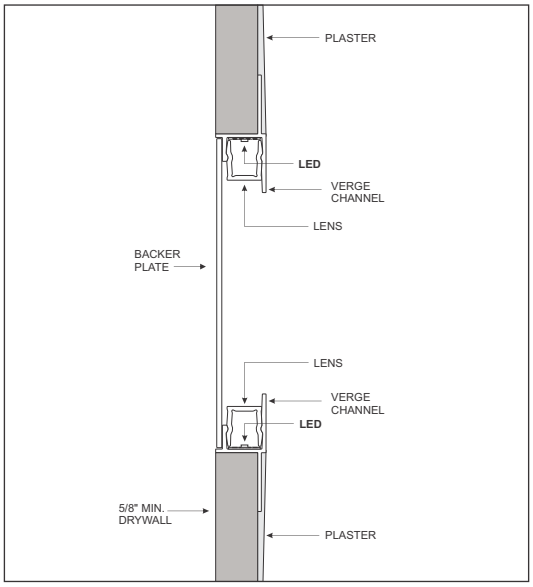

PROJECT		FIXTURE TYPE		DATE	

VEIL CEILING/WALL

PLASTER-IN LED SYSTEM, 24VDC

DESIGNED BY GREGORY KAY | ASSEMBLED IN AMERICA

REV 06.05.19

WIRING DIAGRAM

APPLICATION ELV dimming for Veil Ceiling/Wall
POWER SUPPLY PSB-100W-ELV-24VDC (24VDC 96W output)
DIMMING Dimmable with ELV dimmer: Legrand, Adorne ADTP703TU
Lutron: Diva DVELV-300P, Skylark SELVz-300P, Maestro MAELV-600 and Radio Ra 2.



APPLICATION 0-10V dimming for Veil Ceiling/Wall
POWER SUPPLY PSB-96W-010-24VDC (24VDC 96W output)
DIMMING Radio Ra2 (with GRX-TVI), Grafik Eye Qs (with GRX-TVI), Diva (with DVSTV); Nova T; Philips: Sunrise SR1200ZTUNV; Leviton: IP710-LF

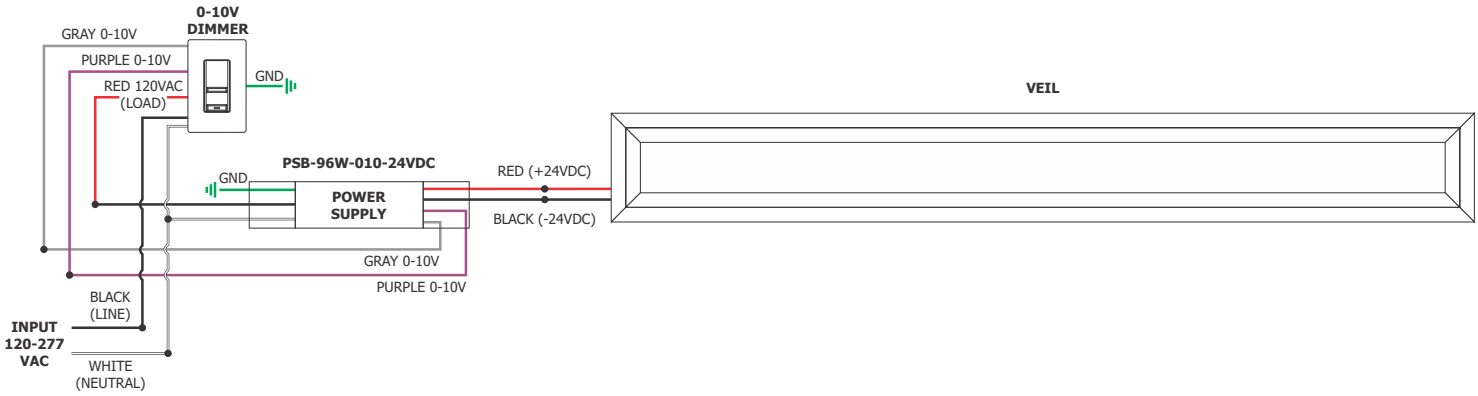

PROJECT		FIXTURE TYPE		DATE	

VEIL CEILING/WALL

PLASTER-IN LED SYSTEM, 24VDC

DESIGNED BY GREGORY KAY | ASSEMBLED IN AMERICA

REV 06.05.19

LENGTH CHART Actual Lengths for Veil Ceiling or Wall

5 WATTS PER FOOT - 22K, 24K, 27K, 30K, 35K, 40K & 57K WHITE LEDS	
LENGTH IN FEET	WATTS
1	8
2	13
3	18
4	23
5	28
6	33
7	38
8	43
9	48
10	53

10 WATTS PER FOOT - 22K, 24K, 27K, 27D, 30K, 30D, 35K, 40K, 57K, 2K4K & RGB WHITE LEDS	
LENGTH IN FEET	WATTS
1	15
2	25
3	35
4	45
5	55
6	65
7	75
8	85
9	95
10	105

6 WATTS PER FOOT - RGB LEDS	
LENGTH IN FEET	WATTS
1	9
2	15
3	21
4	27
5	33
6	39
7	45
8	51
9	57
10	63

12 WATTS PER FOOT - RGB+W LEDS	
LENGTH IN FEET	WATTS
1	18
2	30
3	42
4	54
5	66
6	78
7	90
8	102
9	114
10	126

10 WATTS PER FOOT - 2K4K TUNABLE WHITE LEDS	
LENGTH IN FEET	WATTS
1	15
2	25
3	35
4	45
5	55
6	65
7	75
8	85
9	95
10	105

PROJECT		FIXTURE TYPE		DATE	

VEIL CEILING/WALL

PLASTER-IN LED SYSTEM, 24VDC

DESIGNED BY GREGORY KAY | ASSEMBLED IN AMERICA

REV 06.05.19

Required Components: 24VDC ELV Compatible Power Supplies

ELECTRONIC LOW-VOLTAGE (ELV) POWER SUPPLIES & RECOMMENDED DIMMERS†‡				
ORDERING CODES	**PS-60L-ELV-24VDC**	**PSB-60W-ELV-24VDC**	**PSB-2X60W-ELV-24VDC**	**PSB-100W-ELV-24VDC**
SPECIFICATIONS				
MAXIMUM LOAD	60W NON-IC, 50W-IC (FITS IN JBOX)	60W	2X60W	96W
INPUT VOLTAGE	120VAC	120VAC	120VAC	120VAC
OUTPUT VOLTAGE	24VDC	24VDC	24VDC	24VDC
DIMENSIONS	2.25" X 1.25" X 0.83"	8.125" X 2" X 1.75"	12.15" X 6.48" X 2.18"	9.25" X 3.5" X 2"
CLASSIFICATION	CLASS 2	CLASS 2	CLASS 2	CLASS 2
IN WALL MOUNTING	N/A	PSB-60W-ELV-24VDC-IW	PSB-2X60W-ELV-24VDC-IW	PSB-100W-ELV-24VDC-IW
DIMMING AND CONTROLS				
LUTRON DIVA: DVELV-300P	•	•	•	•
LUTRON SKYLARK: SELV-300P	•	•	•	•
LUTRON RADIO RA2: RRD-6NA	N/A	•	•	•
LUTRON MAESTRO: MAELV-600	•	•	•	•
LEGRAND ADORNE: ADTP-703TUM4	N/A	•	•	•

ELECTRONIC LOW-VOLTAGE (ELV) POWER SUPPLIES & RECOMMENDED DIMMERS†			
ORDERING CODES	**PSB-2X100W-ELV-24VDC**	**PSB-3X100W-ELV-24VDC**	**PSB-4X100W-ELV-24VDC**
SPECIFICATIONS			
MAXIMUM LOAD	2X96W	3X96W	4X96W
INPUT VOLTAGE	120VAC	120VAC	120VAC
OUTPUT VOLTAGE	24VDC	24VDC	24VDC
DIMENSIONS	12.15" X 6.48" X 2.18"	14" X 10" X 3"	17" X 13" X 3"
CLASSIFICATION	CLASS 2	CLASS 2	CLASS 2
IN WALL MOUNTING	PSB-2X100W-ELV-24VDC-IW	N/A	N/A
DIMMING AND CONTROLS			
LUTRON DIVA: DVELV-300P	•	•	•
LUTRON SKYLARK: SELV-300P	•	•	•
LUTRON RADIO RA2: RRD-6NA	•	•	•
LUTRON MAESTRO: MAELV-600	•	•	•
LEGRAND ADORNE: ADTP-703TUM4	•	•	•

†24K - 57K color temperatures are compatible with 0-10V, ELV, and Lutron Hi-lume® Power Supplies. Warm Dim (27D, 30D) color temperatures are only compatible with ELV power supplies.

‡Electrical Panels using Seimens/Murray AFCI breakers are not compatiblewith this ELV transformer. Use 0-10 Volt power supplies with this breaker

With N-Lite Dimming Do Not use ELV power supply's, use only 0-10 volt or Uni drivers power supplies

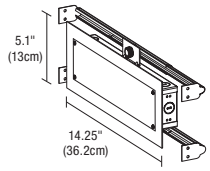

5.1 x 14.25 inch In-Wall Mounting Kit: Includes power supply, box cover and stud hangers for installing Junction Box in wall. Select "IW" in the options section of compatible power supply ordering codes if an In-Wall Mounting Kit is needed.

Ordering Codes: PSB-60W-ELV-24VDC-IW, PSB-100W-ELV-24VDC-IW

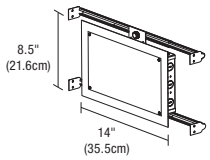

8.5 x 14 inch In-Wall Mounting Kit: Includes power supply, box cover and stud hangers for installing Junction Box in wall. Select "IW" in the options section of compatible power supply ordering codes if an In-Wall Mounting Kit is needed.

Ordering Codes: PSB-2x60W-ELV-24VDC-IW, PSB-2x100W-ELV-24VDC-IW

PROJECT		FIXTURE TYPE		DATE	

VEIL CEILING/WALL

PLASTER-IN LED SYSTEM, 24VDC

DESIGNED BY GREGORY KAY | ASSEMBLED IN AMERICA

REV 06.05.19

Required Components: 24VDC 0-10V Compatible Power Supplies

0-10 VOLT (010) POWER SUPPLIES & RECOMMENDED DIMMERS†				
ORDERING CODES	**PSB-25W-010-24VDC**	**PSB-60W-010-24VDC**	**PSB-96W-010-24VDC**	**PSB-2X96W-010-24VDC**
SPECIFICATIONS				
MAXIMUM LOAD	25W	60W	96W	2X96W
INPUT VOLTAGE	120VAC	120-277VAC	120-277VAC	120-277VAC
OUTPUT VOLTAGE	24VDC	24VDC	24VDC	24VDC
DIMENSIONS	12.4" X 3.12" X 2.18"	12.4" X 3.12" X 2.18"	12.4" X 3.12" X 2.18"	12.15" X 6.48" X 2.18"
CLASSIFICATION	CLASS 2	CLASS 2	CLASS 2	CLASS 2
IN WALL MOUNTING	PSB-25W-010-24VDC-IW	PSB-60W-010-24VDC-IW	PSB-96W-010-24VDC-IW	PSB-2X96W-010-24VDC-IW
DIMMING AND CONTROLS				
PHILIPS SUNRISE: SR1200ZTUNV	•	•	•	•
LUTRON DIVA:: DVTV-WH	•	•	•	•
LUTRON PIPELINE T: NTSTV-DV-XX	•	•	•	•
LUTRON GRAFIX EYE QS: QSGRJ-XP	•	•	•	•
LUTRON RADIO RA2: RRD-10ND	•	•	•	•
LEVITON: LEV40050	•	•	•	•
LEVITON IP710-LFZ	•	•	•	•
LEGRAND: ADPD4FBL3P2W4	•	•	•	•

0-10 VOLT (010) POWER SUPPLIES & RECOMMENDED DIMMERS†		
ORDERING CODES	**PSB-3X96W-010-24VDC**	**PSB-4X96W-010-24VDC**
SPECIFICATIONS		
MAXIMUM LOAD	3X96W	4X96W
INPUT VOLTAGE	120-277VAC	120-277VAC
OUTPUT VOLTAGE	24VDC	24VDC
DIMENSIONS	14" X 10" X 3"	17" X 13" X 3"
CLASSIFICATION	CLASS 2	CLASS 2
IN WALL MOUNTING	N/A	N/A
DIMMING AND CONTROLS		
PHILIPS SUNRISE: SR1200ZTUNV	•	•
LUTRON DIVA: DVTV-WH	•	•
LUTRON PIPELINE T: NTSTV-DV-XX	•	•
LUTRON GRAFIX EYE QS: QSGRJ-XP	•	•
LUTRON RADIO RA2: RRD-10ND	•	•
LEVITON: LEV40050	•	•
LEVITON IP710-LFZ	•	•
LEGRAND: ADPD4FBL3P2W4	•	•

†24K - 57K color temperatures are compatible with 0-10V, ELV, and Lutron Hi-lume® Power Supplies. Warm Dim (27D, 30D) color temperatures are only compatible with ELV power supplies.

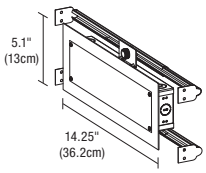

5.1 x 14.25 inch In-Wall Mounting Kit: Includes power supply, box cover and stud hangers for installing Junction Box in wall. Select "IW" in the options section of compatible power supply ordering codes if an In-Wall Mounting Kit is needed.

Ordering Codes: PSB-25W-010-24VDC-IW, PSB-60W-010-24VDC-IW, PSB-96W-010-24VDC-IW

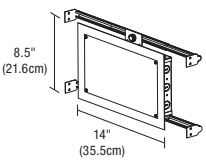

8.5 x 14 inch In-Wall Mounting Kit: Includes power supply, box cover and stud hangers for installing Junction Box in wall. Select "IW" in the options section of compatible power supply ordering codes if an In-Wall Mounting Kit is needed.

Ordering Codes: PSB-2X96W-010-24VDC-IW

PROJECT		FIXTURE TYPE		DATE	

VEIL CEILING/WALL

PLASTER-IN LED SYSTEM, 24VDC

DESIGNED BY GREGORY KAY | ASSEMBLED IN AMERICA

REV 06.05.19

Required Components: 24VDC DMX Compatible Power Supplies

DYNAMIC COLOR CHANGING (DMX) POWER SUPPLIES & RECOMMENDED CONTROLLERS†					
ORDERING CODES	**PS-25W-24VDC**	**PSB-100W-24VDC-RGB**	**PSB-2X100W-24VDC-RGB**	**PSB-3X100W-24VDC-RGB**	**PSB-4X100W-24VDC-RGB**
SPECIFICATIONS					
MAXIMUM LOAD	25W	100W	2X100W	3X100W	4X100W
INPUT VOLTAGE	100-277VAC	120-277VAC	120-277VAC	120-277VAC	120-277VAC
OUTPUT VOLTAGE	24VDC	24VDC	24VDC	24VDC	24VDC
DIMENSIONS	5.25" X 1.57" X 1.2"	12.14" X 6.48" X 2.18"	14" X 10" X 3"	17" X 13" X 3"	17" X 13" X 3"
CLASSIFICATION	CLASS 2	CLASS 2	CLASS 2	CLASS 2	CLASS 2
DIMMING AND CONTROLS					
TOUCH SCREEN CONTROLLER (CTP)	N/A	•	•	•	•
COLOR DIAL CONTROLLER (CDP)	N/A	•	•	•	•
DMX 1 ZONE RGBW TOUCH CONTROLLER (CDMX1-RGBW)	N/A	•	•	•	•
TUNABLE WHITE TOUCH CONTROLLER (CDMX1-2XK)	N/A	•	•	•	•

DYNAMIC COLOR CHANGING (DMX) POWER SUPPLIES & RECOMMENDED CONTROLLERS†	
ORDERING CODES	**PSB-100W-24VDC-DALI**
SPECIFICATIONS	
MAXIMUM LOAD	100W
INPUT VOLTAGE	120-277VAC
OUTPUT VOLTAGE	24VDC
DIMENSIONS	12.14" X 6.48" X 2.18"
CLASSIFICATION	CLASS 2
DIMMING AND CONTROLS	
TOUCH SCREEN CONTROLLER (CTP)	•
COLOR DIAL CONTROLLER (CDP)	•
DMX 1 ZONE RGBW TOUCH CONTROLLER (CDMX1-RGBW)	•
TUNABLE WHITE TOUCH CONTROLLER (CDMX1-2XK)	•
DALI COMPATIBLE	•

†24K - 57K color temperatures are compatible with 0-10V, ELV, and Lutron Hi-lume® Power Supplies. Warm Dim (27D, 30D) color temperatures are only compatible with ELV power supplies.

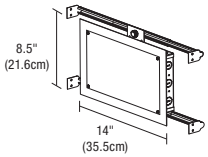

8.5 x 14 inch In-Wall Mounting Kit: Includes power supply, box cover and stud hangers for installing Junction Box in wall. Select "IW" in the options section of compatible power supply ordering codes if an In-Wall Mounting Kit is needed.

Ordering Codes: PSB-100W-24VDC-RGB-IW, PSB-100W-24VDC-DALI-IW

PROJECT		FIXTURE TYPE		DATE	

VEIL CEILING/WALL

PLASTER-IN LED SYSTEM, 24VDC

DESIGNED BY GREGORY KAY | ASSEMBLED IN AMERICA

REV 06.05.19

Required Components: 24VDC Lutron Compatible Power Supply

LUTRON HI-LUME® PREMIER .1% ECOSYSTEM® 3-WIRE POWER SUPPLY & RECOMMENDED CONTROLLERS†	
ORDERING CODES	**L3D0-96W24V-U**
SPECIFICATIONS	
MAXIMUM LOAD	96W
INPUT VOLTAGE	120-277VAC
OUTPUT VOLTAGE	24VDC
DIMENSIONS	10.5" X 5.5" X 2"
CLASSIFICATION	CLASS 2
DIMMING AND CONTROLS	
RADIO RA2	•
HOMEWORKS QS	•
PHPM-3F-120	•
PHPM-3F-DV	•
BCI-0-10	•

†24K - 57K color temperatures are compatible with 0-10V, ELV, and Lutron Hi-lume® Power Supplies. Warm Dim (27D, 30D) color temperatures are only compatible with ELV power supplies. Tunable White (2K4K) color temperature is compatible with 0-10V, ELV, DMX, and Lutron Hi-lume® Power Supplies. Dynamic Color (RGB, RGB+W) and Static Color (Amber, Blue, Green, or Red) are compatible with DMX Power Supplies.

PROJECT		FIXTURE TYPE		DATE	

VEIL CEILING/WALL

PLASTER-IN LED SYSTEM, 24VDC

DESIGNED BY GREGORY KAY | ASSEMBLED IN AMERICA

REV 06.05.19

TM-30-15 DATA

The data below is for SS5C and SS10C bare LED Soft Strips. Consistent color temperatures throughout a single strip and among multiple strips is possible through a 3 phase binning process in which each order is inspected with a color meter to ensure uniformity.

2200K | Rf: 83.9 | Rg: 94.9

Color Vector Graphic

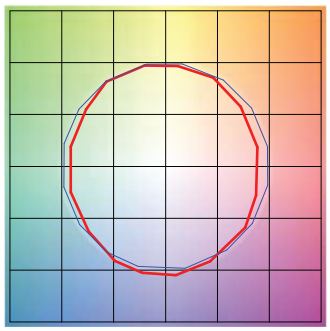

Test Reference

		GRAPHIC SHIFTS %	
HUE BIN	Rf	CHROMA	HUE
1	78.8	-9.5%	1.3%
2	80.7	-7.8%	6.7%
3	78.2	-3.3%	9.4%
4	89.7	-2.8%	3.6%
5	93.2	-0.8%	2.6%
6	93.0	-0.6%	-0.7%
7	87.7	-5.9%	-3.5%
8	89.2	-6.8%	1.9%
9	83.4	-5.6%	6.0%
10	79.3	-3.7%	10.8%
11	81.4	2.9%	11.1%
12	84.9	5.3%	4.9%
13	88.1	4.9%	-10.1%
14	68.1	0.1%	-19.5%
15	86.0	-3.3%	-7.3%
16	76.4	-8.9%	-11.7%

2400K | Rf: 84.5 | Rg: 94.4

Color Vector Graphic

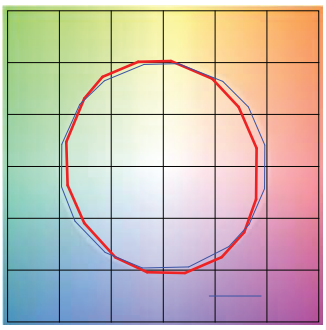

Test Reference

		GRAPHIC SHIFTS %	
HUE BIN	Rf	CHROMA	HUE
1	82.3	-8.3%	-1.4%
2	82.3	-7.7%	5.0%
3	78.6	-3.5%	9.7%
4	87.0	1.2%	7.4%
5	92.0	3.5%	5.1%
6	93.0	4.1%	-0.7%
7	87.7	-0.4%	-7.0%
8	91.1	-3.8%	-3.3%
9	88.2	-6.1%	-0.6%
10	83.4	-6.4%	6.3%
11	82.7	-1.5%	10.9%
12	84.7	3.2%	5.4%
13	88.9	5.1%	-4.7%
14	79.8	4.7%	-11.4%
15	86.4	0.2%	-8.6%
16	80.6	-5.9%	-11.6%

2700K | Rf: 87.7 | Rg: 96.1

Color Vector Graphic

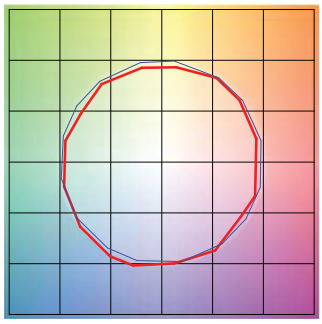

Test Reference

		GRAPHIC SHIFTS %	
HUE BIN	Rf	CHROMA	HUE
1	88.0	-4.3%	2.6%
2	91.6	-2.4%	2.0%
3	93.7	-1.4%	1.9%
4	88.9	-5.6%	-3.1%
5	92.3	-5.5%	-0.5%
6	92.9	-3.5%	0.1%
7	84.5	-7.5%	4.6%
8	90.8	-3.0%	4.4%
9	84.5	-1.3%	8.3%
10	83.9	2.0%	9.8%
11	87.2	5.3%	7.1%
12	89.2	5.4%	-2.6%
13	88.7	0.3%	-7.8%
14	86.8	1.7%	-9.3%
15	87.6	-5.4%	-1.3%
16	83.6	-3.3%	-9.5%

3000K | Rf: 88.1 | Rg: 99.7

Color Vector Graphic

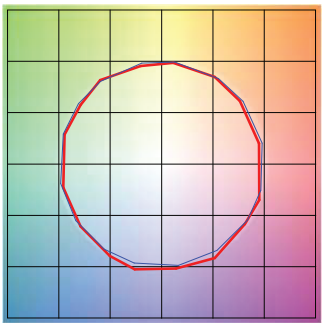

Test Reference

		GRAPHIC SHIFTS %	
HUE BIN	Rf	CHROMA	HUE
1	92.5	-3.1%	0.3%
2	93.3	-2.3%	1.9%
3	90.9	-0.8%	3.9%
4	94.3	-1.1%	1.4%
5	92.5	-2.6%	1.5%
6	96.4	1.2%	-0.3%
7	92.6	-2.5%	-0.0%
8	96.9	-1.4%	0.2%
9	92.3	-1.8%	4.3%
10	86.6	-0.7%	7.0%
11	86.5	2.4%	8.2%
12	89.8	5.9%	1.7%
13	93.9	2.6%	-2.7%
14	89.4	5.1%	-5.8%
15	90.1	-0.1%	-4.7%
16	86.5	0.3%	-9.7%

3500K | Rf: 86.1 | Rg: 95.5

Color Vector Graphic

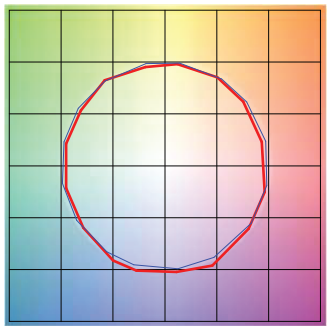

Test Reference

		GRAPHIC SHIFTS %	
HUE BIN	Rf	CHROMA	HUE
1	90.8	-3.8%	0.3%
2	92.3	-2.8%	2.1%
3	89.7	-1.0%	4.3%
4	92.6	-1.4%	1.7%
5	91.8	-3.1%	1.3%
6	96.2	0.8%	-0.4%
7	92.9	-3.2%	0.2%
8	94.3	-2.5%	1.5%
9	90.4	-2.5%	5.2%
10	84.3	-1.4%	9.5%
11	83.1	3.5%	9.8%
12	88.2	4.8%	3.4%
13	94.0	2.7%	-2.0%
14	88.7	5.9%	-5.8%
15	88.7	0.7%	-5.9%
16	86.8	-0.7%	-6.7%

4000K | Rf: 87.6 | Rg: 96.8

Color Vector Graphic

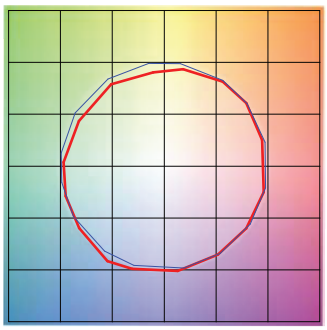

Test Reference

		GRAPHIC SHIFTS %	
HUE BIN	Rf	CHROMA	HUE
1	88.9	-2.4%	2.5%
2	93.3	-0.4%	0.8%
3	94.8	-1.0%	-0.6%
4	87.9	-4.9%	-3.6%
5	85.3	-9.4%	-2.6%
6	90.2	-6.0%	0.2%
7	85.3	-7.6%	4.6%
8	83.7	-4.1%	8.2%
9	79.5	-1.1%	13.8%
10	78.6	1.5%	12.1%
11	83.5	6.4%	7.8%
12	90.9	3.6%	-1.1%
13	88.3	1.7%	-6.3%
14	91.9	-0.4%	-2.2%
15	84.5	-0.9%	-5.5%
16	84.7	-1.1%	-4.4%

PROJECT		FIXTURE TYPE		DATE	

VEIL CEILING/WALL

PLASTER-IN LED SYSTEM, 24VDC

DESIGNED BY GREGORY KAY | ASSEMBLED IN AMERICA

REV 06.05.19

TM-30-15 DATA

The data below is for SS5C and SS10C bare LED Soft Strips. Consistent color temperatures throughout a single strip and among multiple strips is possible through a 3 phase binning process in which each order is inspected with a color meter to ensure uniformity.

5700K | Rf: 80.3 | Rg: 91.5

Color Vector Graphic

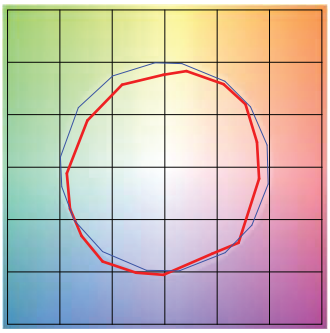

Test Reference

		GRAPHIC SHIFTS %	
HUE BIN	Rf	CHROMA	HUE
1	75.4	-8.9%	4.7%
2	87.5	-2.6%	4.6%
3	90.7	-3.0%	-0.5%
4	83.2	-6.0%	-5.7%
5	76.2	-12.9%	-5.3%
6	81.4	-11.9%	-2.6%
7	74.8	-14.0%	5.1%
8	69.0	-9.0%	14.1%
9	72.6	-3.6%	22.2%
10	71.4	2.7%	16.1%
11	81.3	7.9%	5.3%
12	83.6	4.1%	-9.4%
13	78.4	0.7%	-15.3%
14	77.7	-6.2%	-11.0%
15	68.8	-1.3%	-21.2%
16	80.8	-9.6%	3.3%

2K4K (3000K) | Rf: 90.2 | Rg: 101.4

Color Vector Graphic

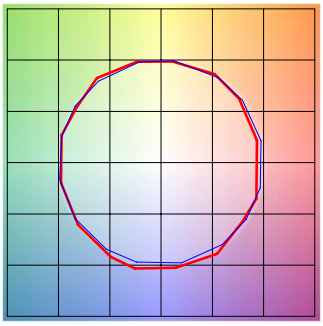

Test Reference

		GRAPHIC SHIFTS %	
HUE BIN	Rf	CHROMA	HUE
1	90.9	-3.8%	1.3%
2	91.7	-1.9%	3.3%
3	88.7	0.7%	5.1%
4	92.4	-1.0%	0.7%
5	92.9	0.9%	1.7%
6	93.1	3.3%	-0.6%
7	91.0	-1.8%	-0.4%
8	97.0	0.2%	-1.1%
9	92.8	-0.5%	3.6%
10	88.3	1.0%	7.0%
11	87.1	3.8%	7.8%
12	87.6	6.5%	-0.3%
13	89.3	3.6%	-6.3%
14	86.1	4.5%	-9.1%
15	91.6	-1.9%	-3.1%
16	83.8	-1.5%	-11.2%

2000K ONLY (2K4K) | Rf: 84.3 | Rg: 96.9

Color Vector Graphic

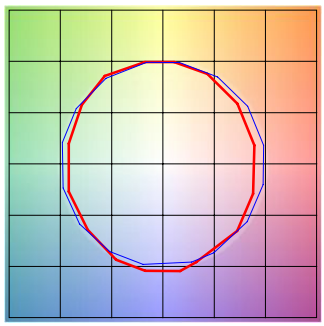

Test Reference

		GRAPHIC SHIFTS %	
HUE BIN	Rf	CHROMA	HUE
1	80.3	-8.9%	1.7%
2	79.7	-7.0%	7.8%
3	78.9	-2.9%	10.0%
4	89.5	-0.5%	5.1%
5	94.4	0.7%	1.7%
6	92.1	2.4%	-0.3%
7	89.4	-2.4%	-5.9%
8	89.7	-6.4%	-0.2%
9	86.0	-4.9%	4.6%
10	81.8	-3.4%	9.3%
11	83.1	3.3%	9.7%
12	85.8	5.6%	3.3%
13	85.6	6.2%	-12.8%
14	61.7	-1.9%	-19.0%
15	79.7	-3.3%	-12.9%
16	78.1	-7.9%	-10.6%

4000K ONLY (2K4K) | Rf: 89.6 | Rg: 99.1

Color Vector Graphic

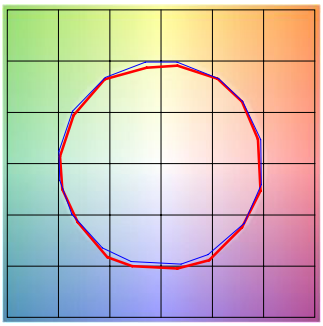

Test Reference

		GRAPHIC SHIFTS %	
HUE BIN	Rf	CHROMA	HUE
1	91.3	-2.5%	1.0%
2	95.3	-0.5%	0.5%
3	94.3	-0.7%	1.1%
4	91.1	-3.4%	-1.1%
5	89.5	-5.6%	0.0%
6	94.6	-1.4%	1.3%
7	93.2	-3.0%	2.6%
8	91.3	-1.8%	4.6%
9	86.5	-0.9%	9.1%
10	83.3	-0.5%	9.5%
11	83.3	4.9%	9.0%
12	89.7	4.1%	1.7%
13	90.1	3.6%	-4.3%
14	93.4	5.2%	-2.1%
15	87.4	0.4%	-4.3%
16	86.6	0.4%	-6.1%

2700D | Rf: 89.5 | Rg: 100.8

Color Vector Graphic

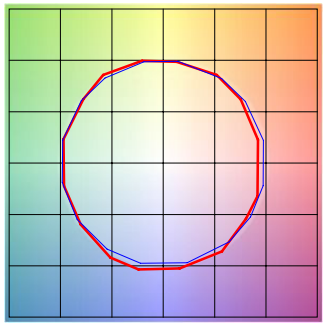

Test Reference

		GRAPHIC SHIFTS %	
HUE BIN	Rf	CHROMA	HUE
1	88.8	-5.1%	1.4%
2	89.8	-2.7%	4.1%
3	87.2	0.3%	5.9%
4	92.3	-0.9%	1.0%
5	93.3	1.5%	1.7%
6	92.4	3.6%	-0.2%
7	92.2	-0.9%	-2.4%
8	96.7	-0.4%	-1.1%
9	92.3	-1.2%	3.7%
10	88.9	-0.0%	6.1%
11	86.4	5.1%	7.4%
12	88.2	6.3%	-0.9%
13	87.2	3.8%	-8.1%
14	84.2	3.8%	-11.0%
15	89.8	-2.6%	-4.3%
16	82.7	-3.4%	-11.1%

3000D | Rf: 89.8 | Rg: 101.4

Color Vector Graphic

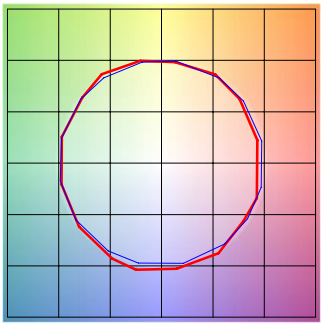

Test Reference

		GRAPHIC SHIFTS %	
HUE BIN	Rf	CHROMA	HUE
1	90.2	-4.2%	1.5%
2	90.9	-2.0%	3.7%
3	87.9	0.8%	5.5%
4	92.1	-0.9%	0.6%
5	93.0	1.5%	1.6%
6	92.2	3.9%	-0.2%
7	92.1	-0.3%	-2.0%
8	96.7	0.0%	-1.2%
9	92.5	-0.6%	3.7%
10	88.3	1.1%	7.0%
11	87.2	4.1%	7.4%
12	87.2	6.7%	-1.0%
13	88.2	3.8%	-7.2%
14	85.3	4.3%	-9.9%
15	90.9	-2.2%	-3.6%
16	83.4	-2.2%	-11.2%

PROJECT		FIXTURE TYPE		DATE	