

PROJECT NAME:

TYPE:

NOTES:

IK10 PLUS HIGH EFFICACY SERIES

HIGH-BAY LED LUMINAIRE SPECIALIZING IN HIGH-ABUSE APPLICATIONS. INTENDED FOR GYMNASIUMS, NATATORIUMS, MANUFACTURING AND INDUSTRIAL FACILITIES, WAREHOUSES, CONVENTION CENTERS AND OTHER HIGH-CEILING APPLICATIONS.

OPTICS:

- WIDE 120° BEAM ANGLE FOR MAXIMUM UNIFORMITY
- DIFFUSE LENSING AVAILABLE IN CLEAR AND WHITE
- OPTIONAL POLYCARBONATE OR ACRYLIC LENSES
- CUSTOMIZED DISTRIBUTIONS ARE AVAILABLE
- OPTIONAL NARROW REFLECTOR FOR AISLE APPLICATIONS

MECHANICAL:

- EXCEEDS IMPACT RATING OF IK10
- EXTRUDED ALUMINUM CONSTRUCTION
- STAINLESS STEEL HARDWARE
- ISOLATED DRIVER CHANNELS
- THERMALLY INDEPENDENT HEAT SINK LED BARS
- ANODIZED BRIGHT DIP FOR CORROSION RESISTANCE
- AMBIENT TEMPERATURE RATING:
-40°F to 150°F, -40°C to 65.5°C

COMPONENTS:

- HIGH-OUTPUT SAMSUNG LED CHIPS
- HIGH-TEMP OSRAM DRIVERS

INSTALLATION:

- AIRCRAFT CABLE SUSPENSION
- SURFACE MOUNTING
- RIGID PENDING
- CUSTOM MOUNTS AVAILABLE, CONTACT FACTORY



PERFORMANCE:

- 65,000 NOMINAL LUMENS (5000K, NO LENS)
- 385 WATTS
- 169 LUMENS PER WATT
- TM-21: L₇₀ >72,000 HOURS
- CALCULATED L₇₀ >184,000 HOURS SPACING

ELECTRICAL:

- 120-277VAC STANDARD / 347-480VAC OPTIONAL
- 0-10V, 10% DIMMING DRIVERS STANDARD

WARRANTY:

- 10-YEAR WARRANTY ON FIXTURE BODY
- 5-YEAR WARRANTY ON ELECTRONICS
- FOR SPECIAL REQUESTS, CONTACT FACTORY

FIXTURE DIMENSIONS:

- 24" L x (48-54)" W x 2.5" H
- 32LBS SEE ASSEMBLY CONFIGURATIONS BELOW

LISTINGS AND RATINGS:

- UL 1598 FOR DRY, DAMP, WET, AND CANOPY LOCATIONS
- ARRA COMPLIANT (MADE IN AMERICA)
- IP 56 RATED
- UL EPH LISTED - NSF RATED
- DLC PREMIUM LISTED
- 3G VIBRATION RATING



LUX IK10P E 10 HO3 2'


MFR	SERIES	OUTPUT	NUMBER OF BARS	ELECTRONIC CHANNELS	ASSEMBLY CONFIG.	MODULE	CRI CCT	LENGTH	VOLTAGE DIMMING	LENS	NARROW OPTICS	CORD	CONTROLS	EMERGENCY BACKUP	CHANNEL ACCESS	BAR AIMING	FINISH	MOUNTING	APPLI-CATION	CUSTOM FIXTURE OUTPUT
LUX	IK10+	E-HIGH EFFICACY	10	D-DOUBLE T-TRIPLE Q-QUAD	A B C D E F G	HIGH OUTPUT GEN. 3	850 840 835 830	2'	120-277V U10 10% dim U1 1% dim UX no dimming 347-480V H10 10% dim H1 1% dim HX no dimming	NL CA2 WA2 CP2 WP2	NRW SECONDARY NARROW OPTIC MAY BE USED ON SOME OR ALL BARS OF FIXTURE. IF MIXED DISTRIBUTION IS REQUIRED, PLEASE COORDINATE WITH FACTORY TO SPECIFY	3/10 4/10 5/10 6/10 WIRES 3 TO 6 LENGTH 10', 15', 20', 30'	DLH DAYLIGHT SENSOR OCC OCCUPANCY SENSOR D/O DAYLIGHT AND OCCUPANCY WCM WIRELESS CONTROL	EM 10 10W BATTERY EM 15 15W BATTERY	TOP BOT	DIR 0°NADIR IND 180°NADIR CLD CUSTOM LIGHT DISTRIBUTION COORDINATE WITH FACTORY FOR ALL CLD ORDERS.	STND MFHB CC END CAP CHANNEL LID HANGING BRACKETS BAR	CABLE: H4P10 H4P10SS PENDANT: MH1P MH2P SPM SURFACE: SM UH2 UH4 SEE MOUNTING DETAILS (PG2) FOR AVAILABLE OPTIONS	ARCH AFH GEN GYM HNG ICE MFG NAT TC WHS	PLEASE NOTE DELIVERED LUMENS ABOVE

CRI PERFORMANCE DATA
80 CRI - STANDARD/NOMINAL
90 CRI - 6% LIGHT LOSS
OTHER CRI AVAILABLE, CONTACT FACTORY

CCT PERFORMANCE DATA
5000K - STANDARD/NOMINAL
4000K - 4% LIGHT LOSS
3500K - 6% LIGHT LOSS
3000K - 8% LIGHT LOSS
OTHER CCT AVAILABLE, CONTACT FACTORY

LENS PERFORMANCE DATA
NL (NO LENS) - NOMINAL, NO LIGHT LOSS
CAx (CLEAR ACRYLIC) - 9% LIGHT LOSS
WAx (WHITE/FROSTED ACRYLIC) - 16% LIGHT LOSS
CPx (CLEAR POLYCARBONATE) - 14% LIGHT LOSS
WPx (WHITE/FROSTED POLYCARBONATE) - 22% LIGHT LOSS

CHANNEL AND ASSEMBLY CONFIGURATION:



CORD DATA
3 WIRE - SINGLE LEG ON/OFF SWITCH
4 WIRE - DUAL LEG SWITCH, OR SINGLE SWITCH WITH EMERGENCY BATTERY
5 WIRE - SINGLE LEG SWITCH WITH DIMMING
6 WIRE - DUAL LEG SWITCH WITH DIMMING OR SINGLE SWITCH WITH EMERGENCY BATTERY

APPLICATION TYPE:

- ARCH - ARCHITECTURAL
- AFH - ARENA/FIELDHOUSE
- GEN - GENERAL
- GYM - GYMNASIUM
- HNG - HANGER
- ICE - ICE RINK
- MFG - MANUFACTURING
- NAT - NATATORIUM
- TC - TENNIS COURT
- WHS - WAREHOUSE

CHANNEL ACCESS

- TOP - FIXTURE CHANNEL ACCESSIBLE FROM ABOVE, NOT AVAILABLE ON SURFACE MOUNTS.
- BOTTOM - FIXTURE CHANNEL ACCESSIBLE FROM BELOW.

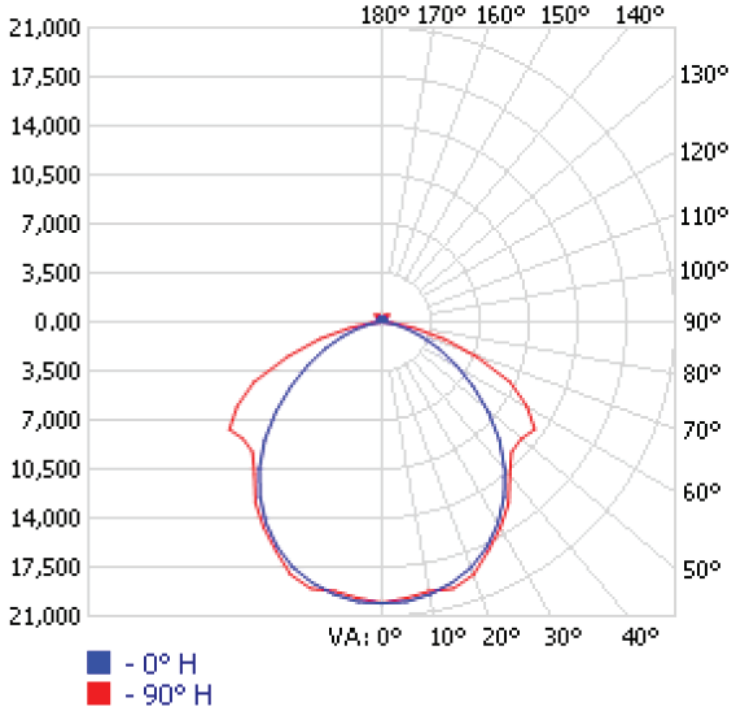
FIXTURE "FINISH" DETAILS

- STND-STANDARD:**
-LUX GREEN HANGING BRACKETS
-BRIGHT DIP ANODIZED EXTRUSIONS
-QUALIFIES AS NATATORIUM RATED
-IF INSTALLED IN A NATATORIUM, LUX RECOMMENDS STAINLESS STEEL MOUNTS.
- MFHB-HANGING BRACKETS:**
-MILL FINISH HANGING BRACKETS
-BRIGHT DIP ANODIZED EXTRUSIONS

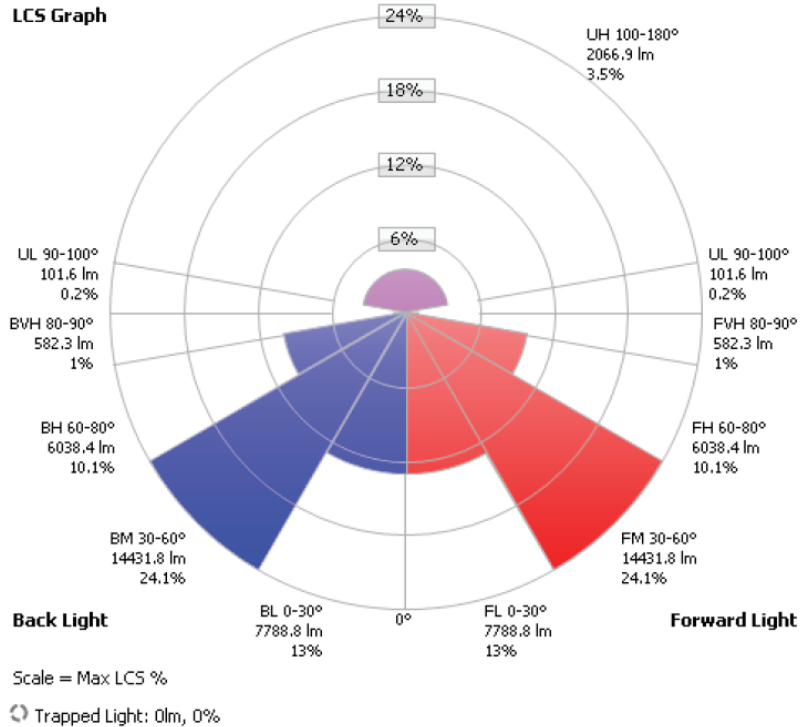
- CC-CUSTOM COLOR:**
-2MIL NATATORIUM-GRADE POWDERCOATED COMPONENTS IN ANY COLOR.
-PLEASE SPECIFY RAL NUMBER AND COMPONENTS TO BE FINISHED WHEN ORDERING.

IK10+-E-10-DA-HO3-850-2'-U10-CA2

Polar Candela Distribution



LCS Graph



ZONAL LUMEN SUMMARY

ZONE	LUMENS	% LUMINAIRE
0-30	15,571.0	26%
0-40	25,257.9	42.2%
0-60	44,422.7	74.3%
60-90	13,236.6	22.1%
70-100	5,643.2	9.4%
90-120	464.2	0.8%
0-90	57,659.3	96.4%
90-180	2,169.0	3.6%
0-180	59,828.2	100%

COEFFICIENTS OF UTILIZATION - ZONAL CAVITY METHOD

EFFECTIVE FLOOR CAVITY REFLECTANCE: 20%

RCC %:	80		70		50			30			10			0				
	70	50	30	0	70	50	30	0	50	30	20	50	30	20	50	30	20	0
RW %:	1.18	1.18	1.18	1.18	1.15	1.15	1.15	.96	1.09	1.09	1.09	1.04	1.04	1.04	.99	.99	.99	.96
RCR: 0	.98	.89	.82	.76	.95	.87	.81	.68	.83	.78	.73	.79	.75	.71	.76	.72	.69	.66
1	1.08	1.03	.98	.94	1.05	1.00	.96	.81	.95	.92	.89	.91	.88	.86	.87	.84	.82	.80
2	.89	.78	.70	.63	.86	.76	.69	.57	.73	.66	.61	.70	.64	.59	.67	.62	.58	.56
3	.81	.69	.60	.53	.79	.68	.59	.49	.65	.57	.52	.62	.56	.51	.59	.54	.50	.47
4	.75	.62	.53	.46	.72	.60	.52	.43	.58	.50	.45	.55	.49	.44	.53	.48	.43	.41
5	.69	.55	.46	.40	.67	.54	.46	.37	.52	.45	.39	.50	.43	.38	.48	.42	.38	.36
6	.64	.50	.41	.35	.62	.49	.41	.33	.47	.40	.34	.46	.39	.34	.44	.38	.33	.31
7	.59	.46	.37	.31	.58	.45	.37	.30	.43	.36	.31	.42	.35	.30	.40	.34	.30	.28
8	.55	.42	.34	.28	.54	.41	.33	.27	.40	.33	.28	.39	.32	.27	.37	.31	.27	.25
9	.52	.39	.31	.26	.51	.38	.31	.24	.37	.30	.25	.36	.29	.25	.35	.29	.25	.23
10																		

OPTION DATA

CONTACT FACTORY FOR DETAILED SPECIFICATIONS OF EACH OPTION. EVERY OPTION IS AVAILABLE IN 347/480V.

DAYLIGHT HARVESTING & OCCUPANCY SENSOR	
CONTROL TYPE	PIR/PHOTOCELL 1-10v
AMBIENT TEMPERATURE	5°C TO 55°C
MOUNTING HEIGHT	8' TO 40'

DAYLIGHT HARVESTING SENSOR - DIMMER	
CONTROL TYPE	PHOTOCELL 1-10v
AMBIENT TEMPERATURE	5°C TO 55°C
MOUNTING HEIGHT	8' TO 40'

OCCUPANCY SENSOR - ON/OFF	
CONTROL TYPE	PIR LINE VOLTAGE
AMBIENT TEMPERATURE	-10°C TO 60°C
MOUNTING HEIGHT	15' TO 40'

EMERGENCY BATTERY 10-WATT	
APPROXIMATE LUMEN OUTPUT	1,360 LUMENS WITH CA LENS AND 5000K
AMBIENT TEMPERATURE	0°C TO 55°C
ILLUMINATION TIME	90 MINUTES

EMERGENCY BATTERY 15-WATT	
APPROXIMATE LUMEN OUTPUT	2,040 LUMENS WITH CA LENS AND 5000K
AMBIENT TEMPERATURE	0°C TO 55°C
ILLUMINATION TIME	90 MINUTES

WIRELESS CONTROL MODULE	
CONTACT FACTORY	

MOUNTING DETAILS

CABLE MOUNTS:




H4PXX (AC CABLE 4-POINT)
 -"XX" DENOTES LENGTH IN FEET.
 AVAILABLE IN 10', 20', 30'
 -"SS" AT END OF PART NUMBER
 DENOTES NATATORIUM GRADE 316 STAINLESS STEEL.
 RECOMMENDED FOR NATATORIUM APPLICATIONS

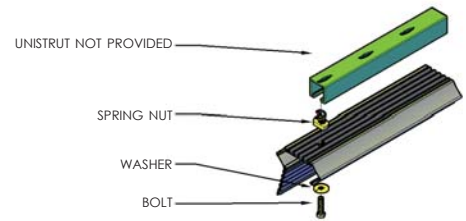
SURFACE MOUNTS:



SM (SURFACE MOUNT)
 -NO ADDITIONAL HANGING HARDWARE PROVIDED
 -FIXTURE MAY BE ANCHORED TO ANY SUITABLE SUBSTRATE
 THROUGH ELECTRONICS CHANNEL




UH2 (UNISTRUT HARDWARE, 2 POINT)
 -UNISTRUT HARDWARE INCLUDES SPRING-NUT AND BOLT
 -2 SETS WILL BE PROVIDED



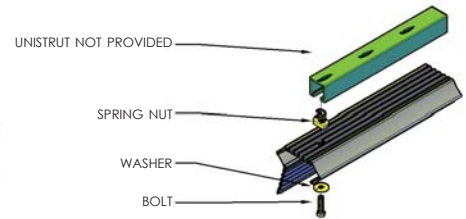
PENDANT MOUNT:




SPM (SINGLE POINT MOUNT)
 -3/4" IP THREADED HUB, SUSPENDED JUNCTION BOX
 -FIXED LENGTH (3' OR 5') AIRCRAFT CABLE HANGERS
 PROVIDED WITH HOOK ENDS.
 -POWER CORD ORDERED SEPARATELY



UH4 (UNISTRUT HARDWARE, 4 POINT)
 -UNISTRUT HARDWARE INCLUDES SPRING-NUT AND BOLT
 -4 SETS WILL BE PROVIDED



MYER'S HUB PENDANT MOUNTS:



MH1P (MYERS HUB 1 POINT)
 -(1) 3/4" IP THREADED HUB PROVIDED
 -OTHER HUB DIAMETERS ARE AVAILABLE, CONTACT FACTORY
 -MACHINED MOUNTING POINT IN FIXTURE CENTER PROVIDED
 -STEM/THREADED ROD NOT PROVIDED
 -NOT AVAILABLE ON ALL MODELS AND OPTIONS,
 CONTACT FACTORY FOR DETAILS.



MH2P (MYERS HUB 2 POINT)
 -(2) 3/4" IP THREADED HUBS PROVIDED
 -OTHER HUB DIAMETERS ARE AVAILABLE, CONTACT FACTORY
 -MACHINED MOUNTING POINTS IN FIXTURE CHANNEL(S)
 PROVIDED
 -STEMS/THREADED RODS NOT PROVIDED
 -NOT AVAILABLE ON ALL MODELS AND OPTIONS,
 CONTACT FACTORY FOR DETAILS.