



Fixture scale, performance, lighting quality and budget—why compromise? **Chopstick** offers small size with big lighting performance and a price point that makes it ideal for use in many different types of spaces.

**Chopstick includes AccuRender technology for the highest color quality at the highest efficacy.**

Project: \_\_\_\_\_  
 Location: \_\_\_\_\_  
 Cat.No: \_\_\_\_\_  
 Type: \_\_\_\_\_  
 Line ID: \_\_\_\_\_ Qty: \_\_\_\_\_  
 Notes: \_\_\_\_\_

**Ordering guide**

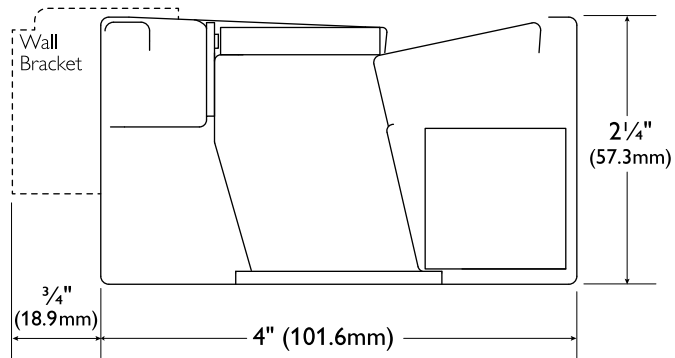
example: 7508LAGQN087DEW

Family	Source	CRI/CCT <sup>1</sup>	Lumens <sup>1</sup>	Optics <sup>3</sup>	Distribution	Run Length	Wiring <sup>2</sup>	Voltage	Driver	Finish
<b>7508</b>	<b>L</b>				<b>N</b>				<b>E</b>	
<b>7508</b> Chopstick Wall	<b>L</b> LED	<b>A</b> CRI 90, 4000K <b>B</b> CRI 90, 3500K <b>C</b> CRI 90, 3000K	<b>C</b> 4400 lm/4ft <b>E</b> 2800 lm/4ft <b>G</b> 1900 lm/4ft	<b>Q</b> MesoOptics Lens (3ft or 4ft windows) <b>S</b> MesoOptics Lens (6ft or 4ft windows)	<b>N</b> Lightguide	<b>04</b> 4ft <b>06</b> 6ft <b>08</b> 8ft <b>xx</b> Continuous Run (2ft increments)	<b>7</b> 1cct Dimming <b>E</b> 2cct A/B Dimming (Alt. 4ft sections) <b>M</b> 1cct Dimming + EM Wiring <b>N</b> 1cct Dimming + EM Batt. Pack	<b>D</b> UNV 120-277V <b>3</b> 347V	<b>E</b> Advance 0-10V (1% Dim)	<b>W</b> Standard White <b>T</b> Titanium Silver <b>B</b> Black <b>C</b> Custom

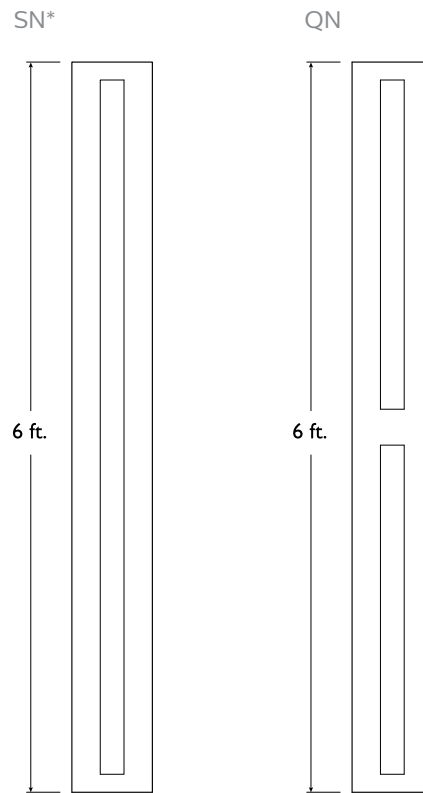
1. Nominal values within a range. Consult photometry data for CRI, color temp, lumens & distribution of chosen configuration.  
 2. Not all wiring types are available with all configurations. Consult Ledalite for a complete list of available options.  
 3. \*S\* Optics only available with 6ft modules as an alternative to two 3ft optical windows. 4ft and 8ft modules will continue to have 4ft optical windows.

# Chopstick linear wall

## Cross Section View



## Cross Section View – Optics Details

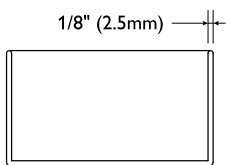


\* SN optic is only available in 6 ft modules.

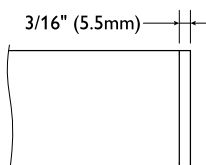
## Cross Section View – Endcaps

### Sculpted

#### End View



#### Side View

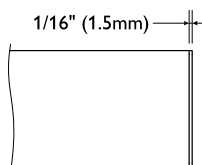


### Flat (standard)

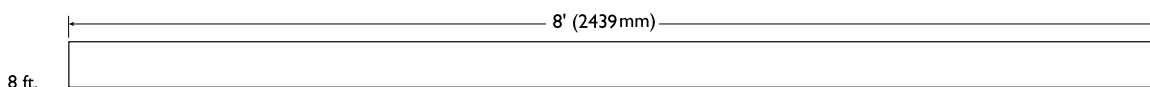

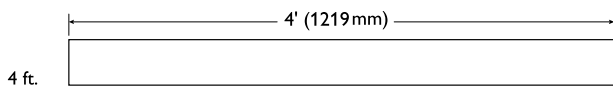
#### End View



#### Side View



## Module Details & Dimensions



# Chopstick linear wall

## Specifications

### Optical System

A low-profile light guide panel is edge lit by an LED array. The light guide couples and transmits the light via total internal reflection, then the etched surface of the panel optimizes the light extraction to create a semi-indirect (suspended) or direct/indirect (wall) distribution. Light is purified and controlled by MesoOptics film as it passes through the non-glare acrylic lens.

### Endcaps

Diecast aluminum endcaps, available in flat (standard) or edge sculpted.

### Finish

High quality powder coated, available in matte white, black or titanium silver. Other factory and custom colors available on request.

### Housing

Precision formed 20 gauge cold-rolled steel.

### Weight

Maximum 3.0lb/ft.

### Electrical

Factory pre-wired to section ends with quick-wire connectors.

### Standard Driver

Advance Xitanium 0-10V, 1-100%. Class 2 rated output. Consult Ledalite for other available drivers.

### Standard Battery Pack

Bodine, 90 min, 10W, Class 2 rated output, Emergency lumen output = 10W x luminaire efficacy x 1.1. Typical output: suspended 1100lm, wall 900lm.

### Lumen Maintenance

LEDs have been tested by the manufacturer in accordance with IESNA LM-80-08. At an ambient temperature of 25°C, the LED lumen maintenance expectation according to IES TM-21-21 is: L<sub>80</sub> (10k) >60,000 hrs (Reported methodology).

### Source Color

LEDs rated for color rendering CRI >90, R9 >50 and fixture to fixture color accuracy within 2 SDCM.

### Mounting

Suspended: tamper-resistant aircraft cable grippers provide infinite vertical adjustment capability. Aircraft cable, crimp and cable gripper are independently tested to meet stringent safety requirements.

Wall: Steel mounting brackets provided, spaced 4ft on center, fixture held 3/4" from wall.

### Joints

Self-aligning joining system with hands-free pre-joining wire access.

### Approvals

Certified to UL, CSA and IES standards.

### Warranty

Signify indoor professional luminaires 5 year LED warranty: [www.signify.com/warranties](http://www.signify.com/warranties).

### Environment

Rated for dry or damp locations in operating ambient temperatures 0-40°C (32-104°F). Certain luminaire components may be adversely affected by contaminants. Damage caused by sulfur, chlorine, petroleum based solutions or other contaminants in the area of operation are not covered under warranty. Not suitable for natatorium environments.

# Chopstick linear wall

## Photometrics\*\*

MesoOptics + Lightguide Distribution (QN & SN) – 74% Up / 26% Down Distribution

(Click "PDF" and "IES" text to Download)

Lumen Package	Nominal CRI & CCT	Flux (lm)	Watts (W)	Efficacy (LPW)	CRI	R9	RP-1 VDT	Photometry Report	IES File
4400lm/4ft	CRI 90, 4000K	4581	50.9	90.0	90+	50+	Critical spaces	<a href="#">PDF</a>	<a href="#">IES</a>
	CRI 90, 3500K	4413	51.1	86.4	90+	50+	Critical spaces	<a href="#">PDF</a>	<a href="#">IES</a>
	CRI 90, 3000K	4417	51.4	85.9	90+	50+	Critical spaces	<a href="#">PDF</a>	<a href="#">IES</a>
2800lm/4ft	CRI 90, 4000K	2876	29.3	98.2	90+	50+	Critical spaces	<a href="#">PDF</a>	<a href="#">IES</a>
	CRI 90, 3500K	2770	29.4	94.2	90+	50+	Critical spaces	<a href="#">PDF</a>	<a href="#">IES</a>
	CRI 90, 3000K	2773	29.6	93.7	90+	50+	Critical spaces	<a href="#">PDF</a>	<a href="#">IES</a>
1900lm/4ft	CRI 90, 4000K	1939	19.0	102.1	90+	50+	Critical spaces	<a href="#">PDF</a>	<a href="#">IES</a>
	CRI 90, 3500K	1868	19.1	97.8	90+	50+	Critical spaces	<a href="#">PDF</a>	<a href="#">IES</a>
	CRI 90, 3000K	1870	19.2	97.4	90+	50+	Critical spaces	<a href="#">PDF</a>	<a href="#">IES</a>

\*\*Photometry is measured to IES standards using CRI 80 LEDs. New AccuRender high efficacy CRI 90 LEDs will meet or exceed posted energy specifications including wattage, lumen output, and efficacy

CANDELA DISTRIBUTION						Flux
	0	22.5	45	67.5	90	Lumens
0	237	237	237	237	237	
5	249	246	223	224	223	22
15	220	221	219	206	197	60
25	183	193	205	178	161	86
35	135	151	174	142	122	93
45	93	105	126	103	87	82
55	66	71	81	73	66	66
65	43	44	48	50	47	47
75	19	20	21	26	23	24
85	7	8	6	11	10	9
90	0	0	0	0	0	
95	62	215	13	51	70	126
105	886	588	50	60	75	298
115	651	437	92	78	86	246
125	587	392	127	101	105	216
135	477	345	151	121	125	177
145	389	304	170	140	141	138
155	317	271	185	162	158	99
165	265	245	195	188	183	60
175	215	211	202	203	204	20
180	205	205	205	205	205	

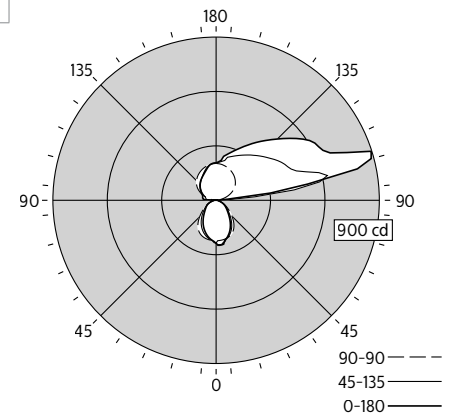
\*Photometric data shown is for 1900 lm/4ft, 3500K, 90 CRI configuration.

COEFFICIENTS OF UTILIZATION (%)													
Pc---	80				70				50				0
Pw---	70	50	30	10	70	50	30	50	30	10	10	0	
RCR													
0	104	104	104	104	94	94	94	75	75	75	35		
1	95	91	87	84	86	82	79	66	64	62	30		
2	86	79	74	69	78	72	67	58	55	52	26		
3	79	70	63	58	71	64	58	52	47	44	22		
4	72	62	55	49	65	57	50	46	41	38	19		
5	66	55	48	42	60	50	44	41	36	32	17		
6	61	50	42	36	55	45	38	37	32	28	15		
7	57	45	37	32	51	41	34	34	29	25	13		
8	52	41	33	28	47	37	31	31	26	22	12		
9	49	37	30	25	44	34	27	28	23	20	11		
10	45	34	27	22	41	31	25	26	21	18	10		

ZONAL LUMEN SUMMARY			
Zone	Lumens	%Fixture	%Lamp
0-30	168	9.0%	9.0%
0-40	261	14.0%	14.0%
0-60	409	21.9%	21.9%
0-90	489	26.2%	26.2%
90-130	886	47.4%	47.4%
90-150	1201	64.3%	64.3%
90-180	1380	73.8%	73.8%
0-180	1868	100.0%	100.0%

Electrical						
120V: P(W), I(A), THD(%), PF	19.1	0.161	8.0	0.990		
277V: P(W), I(A), THD(%), PF	19.1	0.072	13.0	0.964		
347V: P(W), I(A), THD(%), PF	19.9	0.057	10.4	0.970		

AVG LUMINANCE (cd/m²)			
	0	45	90
0	6895	6895	6895
5	7278	6511	6504
15	6615	6579	5917
25	5865	6569	5174
35	4804	6172	4323
45	3820	5169	3591
55	3335	4122	3329
65	2981	3333	3234
75	2144	2372	2633
85	2357	2117	3430



74% Up / 26% Down



© 2023 Signify Holding. All rights reserved. The information provided herein is subject to change, without notice. Signify does not give any representation or warranty as to the accuracy or completeness of the information included herein and shall not be liable for any action in reliance thereon. The information presented in this document is not intended as any commercial offer and does not form part of any quotation or contract, unless otherwise agreed by Signify.

Signify North America Corporation  
400 Crossing Blvd, Suite 600  
Bridgewater, NJ 08807  
Telephone 855-486-2216

Signify Canada Ltd.  
281 Hillmount Road,  
Markham, ON, Canada L6C 2S3  
Telephone 800-668-9008

All trademarks are owned by Signify Holding or their respective owners.