

ALC-UP-DN arcs + linear + connectors up and down light

order sequence information

ALC-UP-DN-

1 **2** **3** **4**

EXAMPLE ALC-UP-DN- 48STR 3500 WHT SPC

PROJECT: _____

TYPE: _____

DATE: _____

1 CAT NO. DESCRIPTION DELIVERED LUMENS

CURVED SEGMENTS

ALC-UP-DN-40R-120	40" radius 120° ALC,	2,880 lumens, 35 watts
ALC-UP-DN-60R-90	60" radius 90° ALC,	3,840 lumens, 50 watts
ALC-UP-DN-80R-80	80" radius 80° ALC,	3,840 lumens, 50 watts
ALC-UP-DN-105R-50	105" radius 50° ALC,	3,840 lumens, 50 watts

STRAIGHT SEGMENTS

ALC-UP-DN-48-STR	48" straight segment,	1,920 lumens, 25 watts
ALC-UP-DN-72-STR	72" straight segment,	2,880 lumens, 35 watts
ALC-UP-DN-96-STR	96" straight segment,	3,840 lumens, 50 watts

CONNECTORS AND CORNERS

ALC-UP-DN-90 CNR	12" radius round corner	695 lumens, 10 watts
ALC-UP-DN-90 ELL	12" 90° square corner	695 lumens, 10 watts
ALC-UP-DN-TEE	12"x 19" tee junction	695 lumens, 10 watts
ALC-UP-DN-60 ELL	14.9" 60° ell corner	960 lumens, 14 watts
ALC-UP-DN-120 ELL	19.2" 120° ell corner	960 lumens, 14 watts
ALC-UP-DN-Y	19.2" 120° 3 spoke Y	960 lumens, 14 watts

ALC-UP-DN-END Pair of flat end caps for terminating a row

• LEDs are Luxeon XF-3535L. Drivers are Class 2, 120-277 volt, and include two wire 0 -10v dimming, 1-100%.

CURVED SEGMENTS - HIGH OUTPUT DELIVERED LUMENS

ALC-UP-DN-HO-40R-120	40" radius 120° ALC,	5,460 lumens, 70 watts
ALC-UP-DN-HO-60R-90	60" radius 90° ALC,	7,488 lumens, 100 watts
ALC-UP-DN-HO-80R-80	80" radius 80° ALC,	7,488 lumens, 100 watts
ALC-UP-DN-HO-105R-50	105" radius 50° ALC,	3,840 lumens, 100 watts

STRAIGHT SEGMENTS - HIGH OUTPUT


ALC-UP-DN-HO-48-STR	48" straight segment,	3,744 lumens, 50 watts
ALC-UP-DN-72-HO-STR	72" straight segment,	5,460 lumens, 70 watts
ALC-UP-DN-96-HO-STR	96" straight segment,	7,488 lumens, 100 watts

CONNECTORS AND CORNERS - HIGH OUTPUT

ALC-UP-DN-HO-90 CNR	12" radius round corner	1,355 lumens, 20 watts
ALC-UP-DN-HO-90 ELL	12" 90° square corner	1,355 lumens, 20 watts
ALC-UP-DN-HO-TEE	12"x 19" tee junction	1,355 lumens, 20 watts
ALC-UP-DN-HO-60 ELL	14.9" 60° ell corner	1,872 lumens, 30 watts
ALC-UP-DN-HO-120 ELL	19.2" 120° ell corner	1,872 lumens, 30 watts
ALC-UP-DN-HO-Y	19.2" 120° 3 spoke Y	1,872 lumens, 30 watts

ALC-UP-DN-END Pair of flat end caps for terminating a row

• LEDs are Luxeon XF-3535L. Drivers are Class 2, 120-277 volt, and include two wire 0 -10v dimming, 1-100%.



Housing: Formed aluminum, integral drivers.

Lens: High transmissive frosted acrylic.

Certification: UL listed.

Warranty: 5 year limited warranty.

• All fixtures ship in one piece.

2 LED COLOR TEMP

3000 3000°K CRI >80

3500 3500°K CRI >80

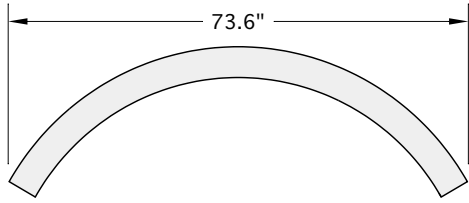
4000 4000°K CRI >80

• **RGB Options** RGB and RGB + white (2700K) LED are available. Hand held remote included. phone Apps are available for wi-fi control. Decoder options for connecting to a DMX system.

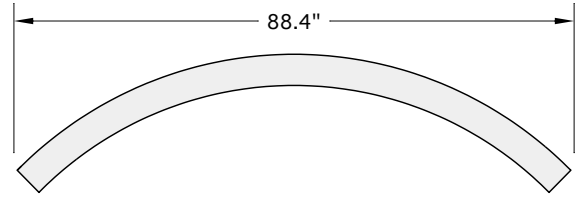
ALC-UP-DN arcs + linear + connectors up and down light

CURVED SEGMENTS Custom curves and arcs are available

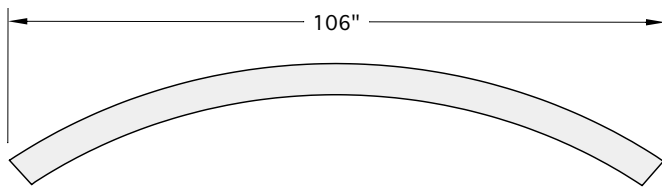
ALC-UP-DN-40R-120
40 inch radius 120° segment



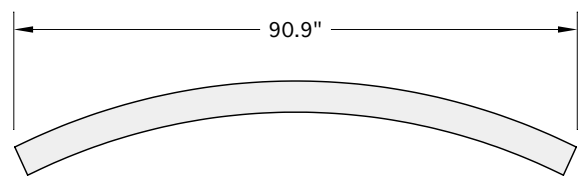
ALC-UP-DN-60R-90
60 inch radius 90° segment



ALC-UP-DN-80R-80
80 inch radius 80° segment

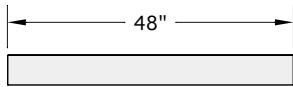


ALC-UP-DN-105R-50
105 inch radius 50° segment

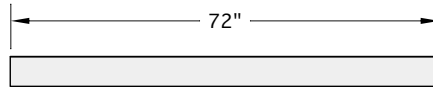


STRAIGHT SEGMENTS

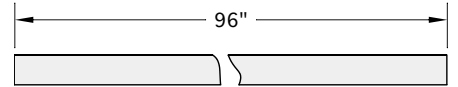
ALC-UP-DN-48-STR 48" straight segment



ALC-UP-DN-72-STR 72" straight segment

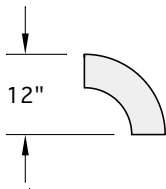


ALC-UP-DN-96-STR 96" straight segment

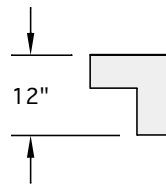


CONNECTOR AND CORNER MODULES

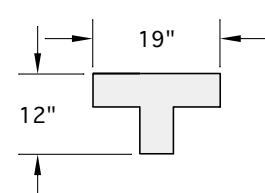
ALC-UP-DN-90 CNR



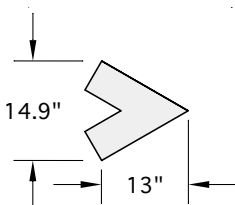
ALC-UP-DN-90 ELL



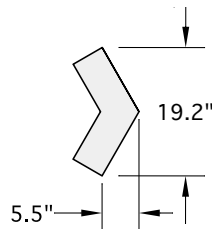
ALC-UP-DN-TEE



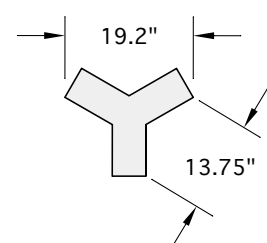
ALC-UP-DN-60 ELL



ALC-UP-DN-120 ELL



ALC-UP-DN-Y



3 COLOR

WHT	Matte white powder coat
GRY	Matte gray (RAL7035) powder coat
ASL	Anodized silver powder coat
BLK	Satin black powder coat
RAL	Specify 4 digit RAL color number

WOOD FINISHES

WG-01 wood grain finish



WG-02 wood grain finish



WG-03 wood grain finish



WG-04 wood grain finish



4 MOUNTING

- SPC** Single point canopies (with one feed canopy)
- Factory will provide a layout of each fixture run, indicating mounting points and feed location(s). All shipped project components are marked by type and fixture run.
 - Canopies are matte white. 5 wire SJT cords are white. Cables are adjustable. Standard length is 100".

