

# PA1 Series

## 1.25W LED Puck Light

Catalog No. \_\_\_\_\_

Type \_\_\_\_\_

Project \_\_\_\_\_

### Specifications/Features

#### Fixture

Superior versatility, color rendition and energy efficiency  
Diecast aluminum housing; spun aluminum trim  
Adjustable to 40-degrees  
No infrared or ultraviolet radiation  
Resistant to shock and vibration

#### Lamp

Single, 1.25W LED in flood (40°) and spot (20°) options  
Two color temperatures: Cool White (5000K) and Warm White (3000K)  
Lumen output: 97lm, 3000K  
50,000 hour lamp life dependent on surrounding temperatures

#### Electrical

Must be used with a 350mA constant current Class II electronic driver to provide power to the LED fixture

#### Mounting

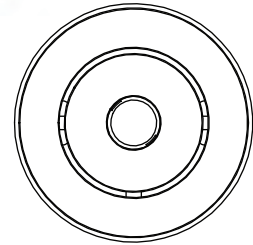
Recess into 1-13/16" diameter opening; 1-1/8" mounting depth

#### Warranty

This product is covered by ConTech's full five (5) year replacement guarantee after date of purchase.

#### Listing

cETLus listed. Suitable for dry locations.



OD: 2-1/8", Depth: 1-1/8"

DRIVER	WATTAGE RANGE	# OF PUCKS
LED3503	1 – 3W	1 – 2
LED3512	1 – 11.5W	1 – 9
LED3513	6 – 12.6W	5 – 10
LED350-12D1-120	2 – 11.2W	2 – 8

### Ordering Information

Example Order:  -

Fixture	Beam	Color Temperature	Finish
<input type="text"/>	<input type="text"/>	<input type="text"/>	<input type="text"/>

**PA1** - Single Light Adjustable Puck

**F** - 40° Flood  
**S** - 20° Spot

**30K** - Warm White 3000K  
**50K** - Cool White 5000K

**P** - White  
**S** - Silver

Accessories

- 18-2 SOL CL2P** - 18-2 Class II Plenum Wire (Sold in Foot Increments)
- PLE2** - 2-Lamp Plug and Play with 78" Extension
- PLE4** - 4-Lamp Plug and Play with 78" Extension, Includes two (2) closed loop plugs
- PLE6** - 6-Lamp Plug and Play with 78" Extension, Includes three (3) closed loop plugs
- PASC1-(P,S)** - Surface Collar for PA1, 2-1/8" Diameter, 1-1/4" H, White (P) or Silver (S) Finish

Drivers

- LED3503** - 3W, 350mA, 100-240V, Non-Dimming
- LED3512** - 12W, 350mA, 120V, Non-Dimming
- LED3513** - 12W, 350mA, 100-240V, Non-Dimming
- LED350-12D1-120** - 12W, 350mA, 120V, Dimmable

# PA1 Series

## 1.25W LED Puck Light

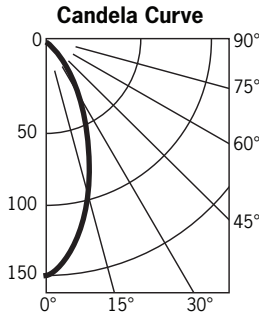
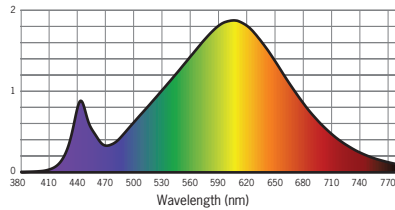
### Photometrics

Lumen output values fluctuate based on CCT and CRI. To estimate lumen output of the 5000K option, multiply 3000K results by 1.09.

#### PA1F30K

Designed for 50,000 Hour Lamp Life<sup>1</sup>; LM-63 Test No. 83931

**Light Output (Fixture Lumens):** 94  
**Total Watts@12V:** 1.25  
**Lumens Per Watt:** 75.2  
**Color Rendering Index (CRI)<sup>1</sup>:** 83  
**Color Temperature (CCT)<sup>2</sup>:** 2996K Warm White  
**Spectral Power Distribution Chart<sup>3</sup>**  
 LM-79 Test No. 83936



FROM 0	CANDELA	LUMENS
0	149	
5	142	13
15	99	27
25	50	23
35	21	13
45	10	8
55	6	5
65	3	3
75	1	2
85	0	0
95	0	

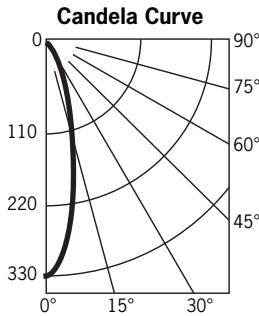
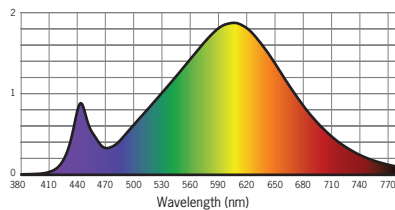
DISTANCE (FT.)	FOOTCANDLES (FC)	BEAM DIAMETER (FT.)
2'	37.3	1.3
4'	9.3	2.5
6'	4.1	3.8
8'	2.3	5.0
10'	1.5	6.3
12'	1.0	7.6

**Beam Distribution:** 40°  
**Spacing Criteria:** .63

#### PA1S30K

Designed for 50,000 Hour Lamp Life<sup>1</sup>; LM-63 Test No. 83930

**Light Output (Fixture Lumens):** 97  
**Total Watts@12V:** 1.25  
**Lumens Per Watt:** 77.6  
**Color Rendering Index (CRI)<sup>1</sup>:** 83  
**Color Temperature (CCT)<sup>2</sup>:** 2996K Warm White  
**Spectral Power Distribution Chart<sup>3</sup>**  
 LM-79 Test No. 83936



FROM 0	CANDELA	LUMENS
0	329	
5	283	24
15	113	32
25	37	18
35	14	9
45	8	6
55	5	4
65	3	3
75	1	1
85	0	0
95	0	

DISTANCE (FT.)	FOOTCANDLES (FC)	BEAM DIAMETER (FT.)
2'	82.3	0.8
4'	20.6	1.5
6'	9.1	2.3
8'	5.1	3.1
10'	3.3	3.9
12'	2.3	4.6

**Beam Distribution:** 23°  
**Spacing Criteria:** .39

1. Dependent on surrounding temperatures  
 2. Accuracy of rendering colors  
 3. Color appearance of light source  
 4. Colors present within the light source