

DUEVENTI (Model)



TECHNICAL INFORMATION

[IES Files](#) 

Watt	61W
Luminaire	Up to 6500lm
CCT	3000K – 4000K
CRI	>80
Wiring	120-277V 60Hz / 0-10V
LED life time	> 60000h - L80 - B20 (Ta 25°C)
Color	Grey - 16 / Aluminium - 21

DESCRIPTION

Construction

- Die-cast aluminium body and trim (EN 47100).
- Double layer polyester powder paint resistant to corrosion and salt spray fog.
- Silicone rubber gaskets.
- AISI 316 stainless steel external screws.
- Goniometer scale to aim light.

Electrical & Optics

- Universal input voltage: 120-277V 50/60Hz.
- 0-10V dimming available.
- Driver protected against voltage surges up to 6kV.
- Wiring on removable galvanized steel tray.
- High-efficacy LEDs with standard 3000K, 4000K (2700K or other CCTs available on request).
- Reflector made of engineering plastic metalized in high-vacuum.
- Screen made of 5/16" thermal-shock resistant tempered glass.

Listings

- UL certified to U.S. and Canadian standards, suitable for wet locations (cULus mark).
- Suitable for mounting within 1.2 m (4 ft) of ground.
- Rated IP66 per EN60598.
- Luminaire rated for -40°C minimum ambient temperature.
- High quality LED sources characterized according to IES TM-30, with high color consistency <3SDCM and long useful life >60000 hours at L80.

Installation

- Surface installation.
- Die-cast aluminium base (EN 47100) for anchoring with rawlplugs.
- Supplied with power cord (18AWG conductors).

IP66



VERSIONS *(Click on below link to configure your product)*


[driver included](#)

Size:

Ø 8" 21/32

16" 15/16

9" 9/16

OPTICS




See accessories in the next page

ALUMINIUM HONEYCOMB LOUVRE WITH PAINTED STEEL EDGE.

Arcluce Code **1099111X-12**

Code Ref.

**TECHNICAL INFORMATION**

Color	Black - 12
--------------	------------

Weight	0.07 lb
---------------	---------

PAINTED ALUMINIUM SLOPED VISOR.

Arcluce Code **1099199X-12**Code Ref. **W9510-12****TECHNICAL INFORMATION**

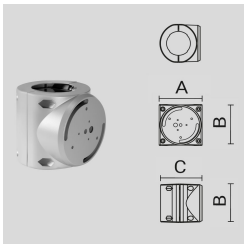
Color	Black - 12
--------------	------------

Weight	0.07 lb
---------------	---------

PAINTED DIE-CAST ALUMINIUM SINGLE POLE ATTACHMENT (Ø 102 MM).

Arcluce Code **1099468X-16**

Code Ref.

**TECHNICAL INFORMATION**


Color	Grey - 16
--------------	-----------

Weight	3.31 lb
---------------	---------

PAINTED DIE-CAST ALUMINIUM DOUBLE POLE ATTACHMENT (Ø 102 MM).

Arcluce Code **1099469X-16**

Code Ref.

**TECHNICAL INFORMATION**


Color	Grey - 16
--------------	-----------

Weight	3.97 lb
---------------	---------

PAINTED DIE-CAST ALUMINIUM SINGLE POLE ATTACHMENT (Ø 102 MM).

Arcluce Code **1099468X-21**


Code Ref.

**TECHNICAL INFORMATION****Color** Aluminium - 21**Weight** 3.31 lb

PAINTED DIE-CAST ALUMINIUM DOUBLE POLE ATTACHMENT (Ø 102 MM).

Arcluce Code **1099469X-21**

Code Ref.

**TECHNICAL INFORMATION****Color** Aluminium - 21**Weight** 3.97 lb