[MP LIGHTING]

L225C-M

INTERIOR

Spotlight | For ceilings, walls & counters

- Dry location

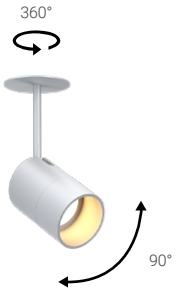

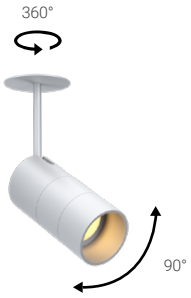

Shown with HLD

Ordering Information

Clear Form

Date : _____

Project : _____

Type : _____

Quantity : _____

Note : _____

Specifications

Luminaire | Example Code: L225-C21-M-8-W302H-S-ACC-HLD-2-MA

For Beam Angle options: Spot (12°), Narrow Flood (30°) & Flood (48°)

Product	Canopy [1]	Size	Version	CCT & CRI [2]	Beam Angle	Accessories-Holder [3] (optional)	Accessories-Louver (optional)	Stem Length [5]	Finish [6]
L225		**M**							
	C1	**M** medium	**4** 4W	**W27H** 2700K 90+	**S** spot 12°	**HLD** louver holder	**ELB4** eggcrate louver, black anodized	**2** 2" (51mm)	**Aluminum Finishes:**
	C3		**8** 8W	**W30H** 3000K 90+	**N** narrow flood 30°			**X** custom length	**MA** matte clear anodized
	C4				**F** flood 48°				**BA** black anodized
	C21								**WH** white powder coat

For Beam Angle options: Super Spot (7°)

Product	Canopy [1]	Size	Version	CCT & CRI [2]	Beam Angle	Accessories-Holder [3]	Accessories-Louver (optional) [4]	Stem Length [5]	Finish [6]
L225		**M**			**SS**	**HLD**			
	C1	**M** medium	**4** 4W	**W27H** 2700K 90+	**SS** super spot 7°	**HLD** louver holder	**ELB4** eggcrate louver, black anodized	**2** 2" (51mm)	**Aluminum Finishes:**
	C3		**8** 8W	**W30H** 3000K 90+				**X** custom length	**MA** matte clear anodized
	C4								**BA** black anodized
	C21								

System Components (Ordered Separately)

Remote Driver : _____

* Consult MP Lighting Website or Factory.

Important Notes

Specification

1. *See pg.3 - for different canopy options and its dimensions.*
2. *Refer to pg.2 - Electrical for Colour Consistency details.*
3. *HLD is required for SS (super spot, 7°) lens, louver, or other accessories supplied on site.*
4. *Additional shroud is required in order to hold louver accessory along with SS (super spot, 7°) lens.*
5. *1" (25mm) increments to maximum of 8' (2438mm).*
6. *Refer to Appendix or MP Lighting website for complete look of luminaire with different finish options. Please consult factory for custom finish for shrouds.*

Warranty Notes & Disclaimer

Malfunction and damage to product due to incompatible dimming system or misuse will not be covered under warranty. Consult MP Lighting for recommended drivers. If the fixture has an option to be installed with a dimming control system, consult a dimming system manufacturer with minimum load before installing. MP Lighting reserves the right, at its sole discretion, at any time and without notice, to make design changes to any of our products. Consult MP Lighting website for most updated documentation.

[MP LIGHTING]

L225C-M

INTERIOR

Spotlight | For ceilings, walls & counters

- Dry location



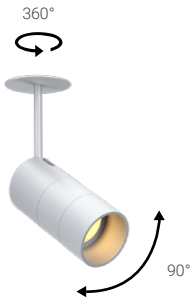

Shown with HLD

Performance

Wattage	Forward Current	Power Consumption Budget per fixture (including driver)	LED output (Source)	Fixture Output (Delivered)
4W	350mA	4W	440 lm	208-261 lm
8W	700mA	8W	880 lm	371-433 lm

Application

Environment	Dry Location approved. IP 20.
Mounting	Mounts to a 4" octagonal box using the mounting canopy.

Electrical

Power Supplies	Remote LED drivers (120-277V AC input, **constant current output**): Fixtures to be wired in series. Remote LED drivers (100-277V AC input, **constant voltage output**): Fixtures to be wired in parallel.
Control	**On/off control** **Dimming:** ELV or 0-10V dimming with appropriate drivers **Other options (consult factory):** TRIAC/MLV, DMX, DALI, Casambi, Power over Ethernet

Luminaire Construction

LED Light Source	**W27H =** CCT: 2700K, CRI (Ra): 90+, Colour Consistency: 2SDCM **W30H =** CCT: 3000K, CRI (Ra): 90+, Colour Consistency: 2SDCM
Weight	N/A
Material	**Fixture:** machined marine-grade aluminum
Supplied with	**Standard installation housing:** Comes with a canopy, a universal crossbar, two hex socket head screws, two wire-nuts, and an allen key.
Warranty & LED Life	5 years limited warranty Estimated useful life of LED is 50,000 hours.

Ordered Separately

System Components	**Power supplies:** remote driver Please consult factory or visit Recommended Drivers for available driver options.

Mounting Options & Dimensions

LED Fixture Dimensions (shown with C21 canopy)

Fixture

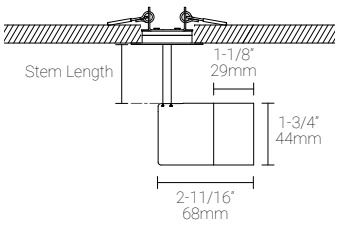

Front View

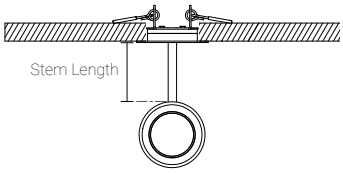

3D View

Beam

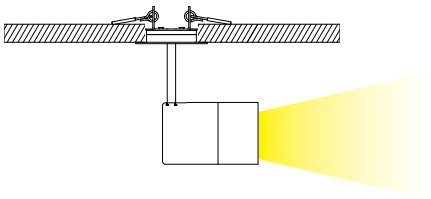

LED Fixture Dimensions (shown with HLD & C21 canopy)

Fixture

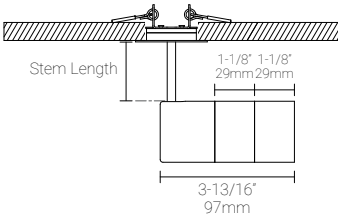

Front View

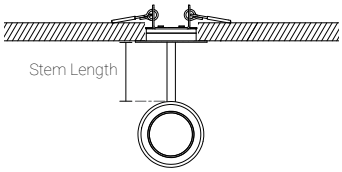

3D View

Beam

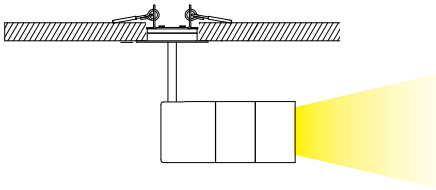

* See Appendix for exploded view.

Measurement of Custom Stem Length (X)

C1

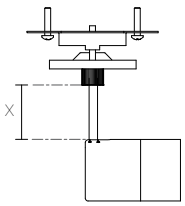

C3

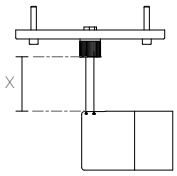

C4

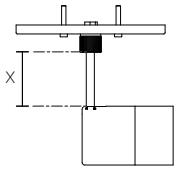

C21

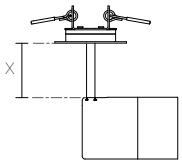

* Spotlight can rotate 360° with C21 canopy.

Mounting Options & Dimensions

C1

Canopy

Fixture with Canopy

Dimensions

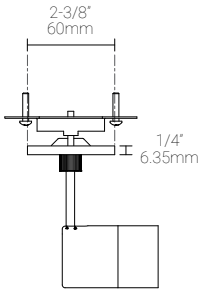

C3

Canopy

Fixture with Canopy

Dimensions

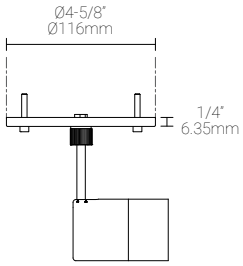

C4

Canopy



Fixture with Canopy

Dimensions

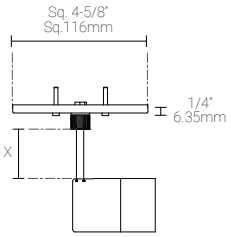

Mounting Options & Dimensions

C21

Canopy

Fixture with Canopy

Dimensions

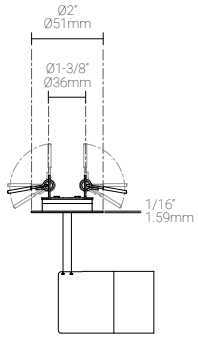

* Spotlight can rotate 360° with C21 canopy.

4W, 3000K, 90+ CRI

Polar Candela Distribution

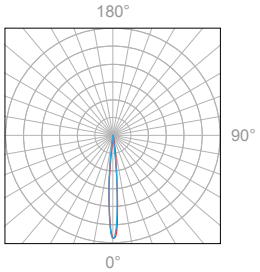

Beam Width: 7°

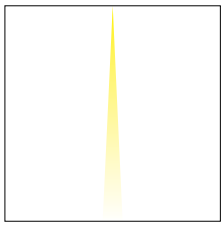

Illuminance at a Distance

Distance		Center Beam fc	Beam Width			
3.0ft	0.91m	352fc	0.5ft	0.15m	0.5ft	0.15m
6.0ft	1.83m	88fc	1.0ft	0.30m	1.0ft	0.30m
9.0ft	2.74m	39.1fc	1.6ft	0.49m	1.6ft	0.49m
12.0ft	3.66m	22fc	2.1ft	0.64m	2.1ft	0.64m
15.0ft	4.57m	14.1fc	2.6ft	0.79m	2.6ft	0.79m
18.0ft	5.49m	9.78fc	3.1ft	0.94m	3.1ft	0.94m

Delivered Lumen: 208 lm
Vertical Beam Spread: 9.9°
Horizontal Beam Spread: 9.9°

Polar Candela Distribution

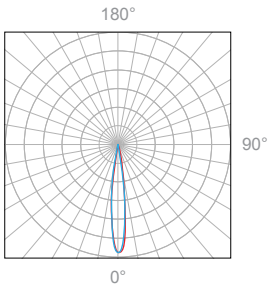

Beam Width: 12°



Illuminance at a Distance

Distance		Center Beam fc	Beam Width			
3.0ft	0.91m	180.3fc	1.0ft	0.30m	1.0ft	0.30m
6.0ft	1.83m	30.9fc	2.1ft	0.64m	2.1ft	0.64m
9.0ft	2.74m	19.2fc	3.1ft	0.94m	3.1ft	0.94m
12.0ft	3.66m	10.7fc	4.1ft	1.25m	4.1ft	1.25m
15.0ft	4.57m	7.3fc	5.2ft	1.58m	5.2ft	1.58m
18.0ft	5.49m	5fc	6.2ft	1.89m	6.2ft	1.89m

Delivered Lumen: 261 lm
Vertical Beam Spread: 19.5°
Horizontal Beam Spread: 19.5°

Polar Candela Distribution

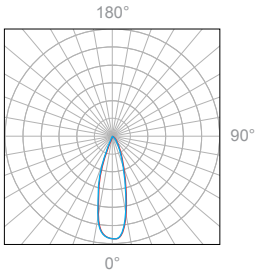

Beam Width: 30°



Illuminance at a Distance

Distance		Center Beam fc	Beam Width			
3.0ft	0.91m	114.2fc	1.4ft	0.43m	1.4ft	0.43m
6.0ft	1.83m	28.8fc	2.9ft	0.88m	2.9ft	0.88m
9.0ft	2.74m	12.8fc	4.3ft	1.31m	4.3ft	1.31m
12.0ft	3.66m	7.5fc	5.7ft	1.74m	5.7ft	1.74m
15.0ft	4.57m	4.8fc	7.2ft	2.19m	7.2ft	2.19m
18.0ft	5.49m	3.4fc	8.6ft	2.62m	8.6ft	2.62m

Delivered Lumen: 251 lm
Vertical Beam Spread: 26.9°
Horizontal Beam Spread: 26.9°

Polar Candela Distribution

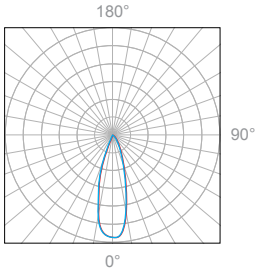

Beam Width: 48°



Illuminance at a Distance

Distance		Center Beam fc	Beam Width			
3.0ft	0.91m	45.9fc	2.6ft	0.79m	2.6ft	0.79m
6.0ft	1.83m	11.7fc	5.3ft	1.62m	5.3ft	1.62m
9.0ft	2.74m	5.2fc	7.9ft	2.41m	7.9ft	2.41m
12.0ft	3.66m	3fc	10.6ft	3.23m	10.6ft	3.23m
15.0ft	4.57m	2fc	13.2ft	4.02m	13.2ft	4.02m
18.0ft	5.49m	1.6fc	15.9ft	4.85m	15.9ft	4.85m

Delivered Lumen: 224 lm
Vertical Beam Spread: 47.6°
Horizontal Beam Spread: 47.6°

8W, 3000K, 90+ CRI

Polar Candela Distribution

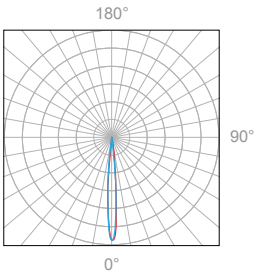

Beam Width: 7°



Illuminance at a Distance

Distance		Center Beam fc	Beam Width			
3.0ft	0.91m	587fc	1.0ft	0.30m	1.0ft	0.30m
6.0ft	1.83m	147fc	2.1ft	0.64m	2.1ft	0.64m
9.0ft	2.74m	65.2fc	3.1ft	0.94m	3.1ft	0.94m
12.0ft	3.66m	36.7fc	4.1ft	1.25m	4.1ft	1.25m
15.0ft	4.57m	23.5fc	5.2ft	1.58m	5.2ft	1.58m
18.0ft	5.49m	16.3fc	6.2ft	1.89m	6.2ft	1.89m

Delivered Lumen: 347 lm
Vertical Beam Spread: 9.9°
Horizontal Beam Spread: 9.9°

Polar Candela Distribution

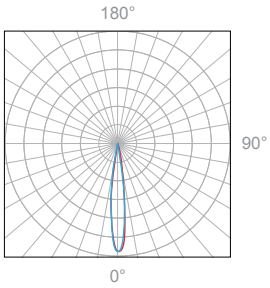

Beam Width: 12°



Illuminance at a Distance

Distance		Center Beam fc	Beam Width			
3.0ft	0.91m	328.6fc	1.0ft	0.30m	1.0ft	0.30m
6.0ft	1.83m	79fc	2.1ft	0.64m	2.1ft	0.64m
9.0ft	2.74m	35.2fc	3.1ft	0.94m	3.1ft	0.94m
12.0ft	3.66m	19.2fc	4.1ft	1.25m	4.1ft	1.25m
15.0ft	4.57m	12.8fc	5.2ft	1.58m	5.2ft	1.58m
18.0ft	5.49m	9.1fc	6.2ft	1.89m	6.2ft	1.89m

Delivered Lumen: 433 lm
Vertical Beam Spread: 19.5°
Horizontal Beam Spread: 19.5°

Polar Candela Distribution

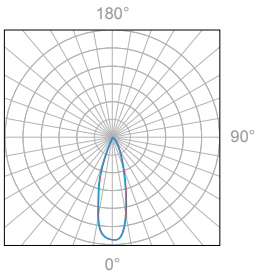

Beam Width: 30°



Illuminance at a Distance

Distance		Center Beam fc	Beam Width			
3.0ft	0.91m	202.7fc	1.4ft	0.43m	1.4ft	0.43m
6.0ft	1.83m	50.1fc	2.9ft	0.88m	2.9ft	0.88m
9.0ft	2.74m	21.3fc	4.3ft	1.31m	4.3ft	1.31m
12.0ft	3.66m	11.7fc	5.7ft	1.74m	5.7ft	1.74m
15.0ft	4.57m	8.2fc	7.2ft	2.19m	7.2ft	2.19m
18.0ft	5.49m	6.3fc	8.6ft	2.62m	8.6ft	2.62m

Delivered Lumen: 418 lm
Vertical Beam Spread: 26.9°
Horizontal Beam Spread: 26.9°

Polar Candela Distribution

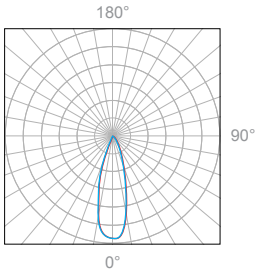

Beam Width: 48°



Illuminance at a Distance

Distance		Center Beam fc	Beam Width			
3.0ft	0.91m	75.7fc	2.6ft	0.79m	2.6ft	0.79m
6.0ft	1.83m	19.2fc	5.3ft	1.62m	5.3ft	1.62m
9.0ft	2.74m	8.5fc	7.9ft	2.41m	7.9ft	2.41m
12.0ft	3.66m	4.9fc	10.6ft	3.23m	10.6ft	3.23m
15.0ft	4.57m	3.3fc	13.2ft	4.02m	13.2ft	4.02m
18.0ft	5.49m	2.3fc	15.9ft	4.85m	15.9ft	4.85m

Delivered Lumen: 372 lm
Vertical Beam Spread: 47.6°
Horizontal Beam Spread: 47.6°

Appendix

Aluminum Finishes

MA matte clear anodized

BA black anodized

WH white powder coat

Aluminum Finishes with HLD

MA matte clear anodized

BA black anodized

WH white powder coat

Accessories

MA matte clear anodized

BA black anodized