



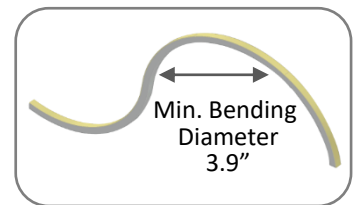
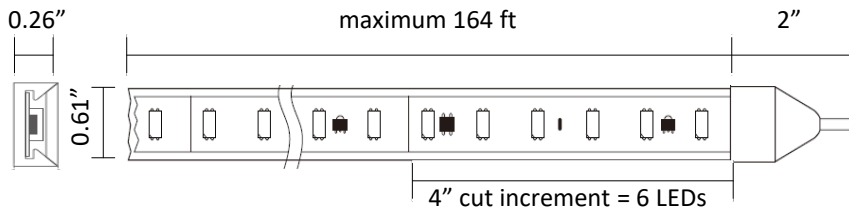
Madrid – 120V LED Flex Specifications



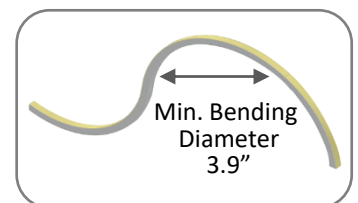
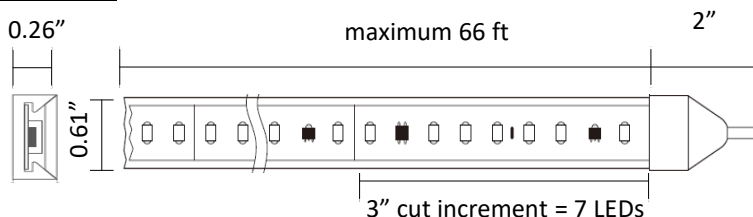
Madrid is an architectural grade flexible tape light for direct 120 Volt input with integrated over-temperature protection. No driver needed, it connects directly to line voltage, with an open bare wire. This enables run lengths up to 164 ft for L300 series and 66 ft for L500 series. Dimmable via ELV dimmer (Lutron SELV-300P-WH & Halo HIWMA). Can be installed into extrusions or can be mounted directly to surfaces with mounting clips. MacAdam Step 3 binning.



L300 Series



L500 Series



Madrid – 120V LED Flex Specifications



Technical Information

Product	CCT	Output (lm/ft)	LEDs/ft	Consump. (watt/ft)	Efficacy (lm/watt)	CRI	Voltage	Max run length	Cut increment
L300	2700K	270	18	4.0	68	>90	120	164'	4"
	3000K	270	18	4.0	68	>90	120	164'	4"
	3500K	300	18	4.0	75	>90	120	164'	4"
	4000K	320	18	4.0	80	>90	120	164'	4"
L500	2700K	430	28	6.0	83	>90	120	66'	3"
	3000K	460	28	6.0	85	>90	120	66'	3"
	3500K	480	28	6.0	85	>90	120	66'	3"
	4000K	500	28	6.0	92	>90	120	66'	3"
SR	Static Red	Red	36	2.0	N/A	N/A	120	164'	1'
SG	Static Green	Green	36	2.0	N/A	N/A	120	164'	1'
SB	Static Blue	Blue	36	2.0	N/A	N/A	120	164'	1'
SA	Amber	Amber	36	2.0	N/A	N/A	120	164'	1'

Ordering Code

Example: M-L300IP65CT30-4'
Madrid, ~300 lm/ft, IP67, 3000K, 4ft

M	-	L300	-	IP65	-	CT30	-	4'
PRODUCT LINE	+	OPTICS	+	IP RATING	+	CCT	+	RUN LENGTH
M Madrid		L300 ~300 lm/ft L500 ~500 lm/ft		IP65 Outdoor		CT27 2700K CT30 3000K CT35 3500K CT40 4000K		Enter run length
		NA		IP65 Outdoor		SR Static Red SG Static Green SB Static Blue SA Static Amber		

Accessories

M120-MC



Mounting Clip

M120-LC



L-Shape Connector

M120-EX



Extension Cord

M120-JC24



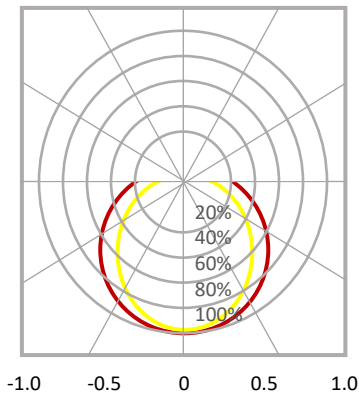
2ft Jumper Cable

M120-JC48

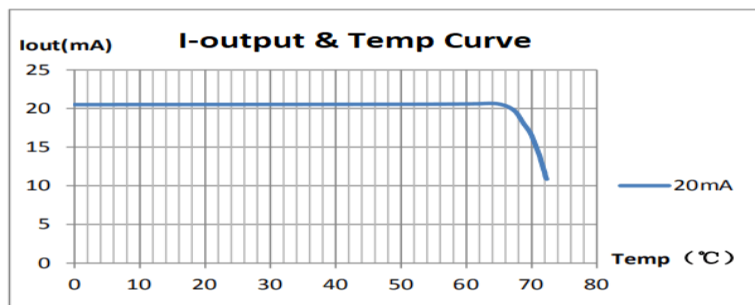


4 ft Jumper Cable

Photometric



Over-temp Protection




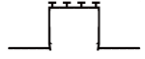





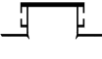
















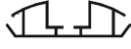





Madrid boasts an over-temperature protection. This means that if product's inner temperature rises above 150°F, the current will be slowly reduced (no immediate switch-off) so that the temperature falls under This threshold Then the current will rise again to normal power. This will Help in guaranteeing the expected longevity of the product.




Customization

- M120-CUST24** Cutting one run of tapelight to specified length + 2 End Caps + 2 Ft lead wire
- M120-CUST48** Cutting one run of tapelight to specified length + 2 End Caps + 4 Ft lead wire
- M120-CUST24J** Cutting one run of tapelight to specified length + 2 End Caps + 2 Ft jumper cable
- M120-CUST48J** Cutting one run of tapelight to specified length + 2 End Caps + 4 Ft jumper cable

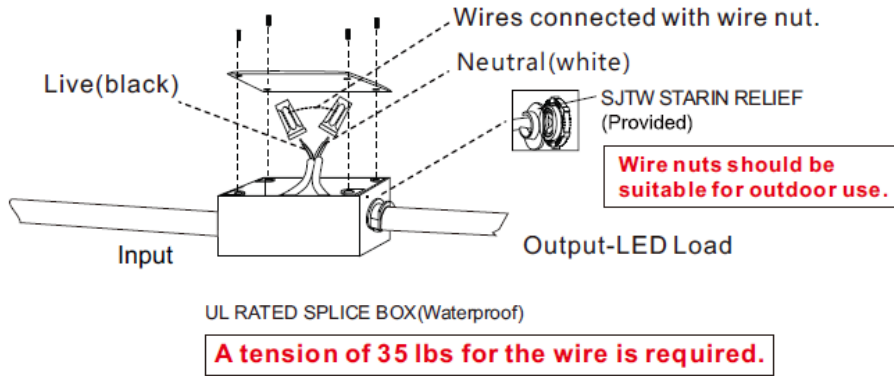
NP No Pixilation P Pixilation

Recessed	Recessed Flangeless			
XT01   	AG01   	JB01   	JC01   	JD01   

Surface Mount / Pendant		Pendant		90° / Corner
VT02   	XT02   	VT03   	VT04   	JG04   

Walk-Over
UT01   

Wiring Instruction



Caution

Warranty is VOID if any of the below are violated

<p>Do not cut</p>	<p>Do not puncture</p>	<p>Do not bend on horizontal plane</p>	<p>Do not bend 90°</p>	<p>Do not twist</p>
<p>Do not paint over</p>	<p>Do not step on or put object on top</p>	<p>Do not power on when strip light is in a spool</p>	<p>Do not hang</p>	<p>Do not suspend or stress</p>
<p>Do not use 3rd party mounting clips</p>	<p>Do not use 3rd party connectors</p>	<p>Do not use adhesive for installation</p>	<p>Do not cover</p>	<p>Do not install inside enclosure areas</p>



Warning

READ AND FOLLOW ALL FOLLOWING SAFETY INSTRUCTIONS

Warranty is VOID if any of the below are violated

RISK OF FIRE AND SHOCK

- Uncoil 120V tape light prior to switching it on
- Do not cover this product as the covering may cause 120V tape light to overheat and melt or ignite
- Do not operate with the 120V tape light tightly coiled. To prevent overheating, no contact between 120V tape light cables and parts of light cables. Maintain at least ½ inch spacing between 120V tape light cables or parts of light cables
- Do not puncture, cut, shorten, or splice the 120V tape light
- Do not route the cord or 120V tape light through walls, doors, windows, or any similar part of the building structure
- Do not use if there is any damage to the light or cord insulation
- Do not submerge 120V tape light in liquids, or use the product in the vicinity of standing water or other liquids
- Secure this 120V tape light using only mounting clips provided. Do not secure this product or its cord with staples, nails, or similar that may damage the insulation or permanently attach to the building structure
- Do not subject 120V tape light to continuous flexing
- Do not exceed the maximum number of extensions or 120V tape light lengths permitted by the marking
- Do not install in cabinets, tanks, or enclosures of any kind
- Do not use near swimming pools, spas, tubs, fountains, or any other bodies of liquids
- Be caution when use in child's room, nursery, or other child's play area
- Avoid installing at locations with prolonged exposure to direct sunlight to prevent extended heat build up and to maintain optimum operating temperature
- This product has polarized plug (one blade is wider than the other) as a feature to reduce the risk of electric shock. This plug will fit in a polarized outlet only one way. If the plug does not fit fully in the outlet, reverse the "save these instructions"

OUTDOOR INSTALLATION

- **WARNING:** When using outdoor use portable lighting products, basic safety precautions should always be followed to reduce the risk of fire, electric shock, and personal injury.
- Ground Fault Circuit Interrupter (GFCI) protection should be provided on the circuits or outlet to be used for the outdoor use 120V tape light product. Receptacles are available having built-in GFCI protection for this measure of safety.
- Use only outdoor extension cords, such as type SW, SOW, STW, STOW, SJW, SJOW, SJTW, or SJTOW. These types are marked on the wire of the extension cord.
- Do not submerge in liquid or in areas where water will puddle
- Caution: Do not install closer than 10 ft from swimming pool surface