ICL-LEDG2-4

MB G2 Recessed Multiple (4) Head - Gen 2

JOB NAME		CATALOG NUMBER	
NOTES		TYPE	

ELECTRICAL DATA

LED Light Engine	Wattage Per Head [1]	CCT / CRI	Nominal Delivered Lumens [2, 3]
L1	10W	3000K / 82 CRI	1100lm
L2	14W	3000K / 82 CRI	1500lm
L3	20W	3000K / 82 CRI	2000lm
L4	29W	3000K / 82 CRI	2600lm

[1] System Wattage includes driver and LED Module consumption
[2] Delivered lumens will vary depending on CCT, CRI and optic
[3] Data shown is per individual head

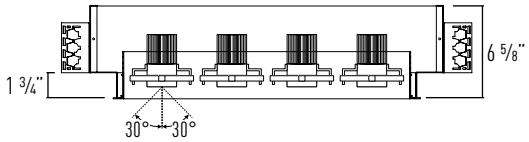

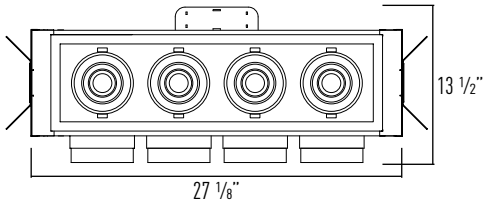

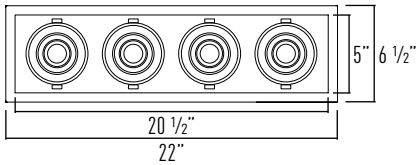

Ceiling Cut Out: 6 1/4" x 21 11/16"
Horizontal Adjustability: 360°
Verical Adjustability: 30°

DESCRIPTION

Multiples series is designed for easy installation and fixture maintenance, with all parts and components accessible from below the ceiling. All lamp holders are adjustable 360° horizontal and 30° vertical for spot lighting in multiple directions. The LED series is offered with a new construction frame and 1, 2, 3, or 4 lamp configurations.

LED LIGHT ENGINE

- 92 CRI & 82 CRI in 2700K, 3000K, 3500K and 4100K with 2 SDCM binning
- LED mounted to die-cast / extruded aluminum heat sink
- >50,000 hours average rated life at 70% output

OPTICS

16° Spot, 24° Narrow Flood, 32° Flood and 50° Wide Flood

ELECTRICAL

- Multiple dimming drivers available
- 120V or 277V input; Power factor >.9, 50/60Hz
- This product complies with IEEE C62.41 for surge endurance up to 2.5KV. Additional surge protection recommended. Damage from power surge is not covered by warranty.

HOUSING

The luminaire is type Non-IC. Insulation must be kept at a minimum of 3" away from fixture. The housing is constructed of 22GA steel powder coated black. The internal wire bundles are locked and covered with a glass sleeve. The housing is supplied with a plate to allow the junction box to be accessible from below the ceiling.

MOUNTING

The luminaires can accommodate a 1/2" to 1 3/4" ceiling thickness. The fixture is supplied with channel brackets that allow up-to 5" vertical adjustment. Compatible with C-channel, flat bar, wood joist bar and EMT. Bar hangers must be ordered separately. C-channel are recommended for T-bar ceilings. Wood joist bar hangers are not for use in T-bar ceilings.

FLANGED TRIM

Extruded trim frame includes torsion springs for convenient installation or removal from the housing.

EMERGENCY

Remote or integral test switch included. External battery operates one LED load of up to 7W at a minimum of 600 lumens for 90 minutes. Integral test switch adds 2" to the depth of luminaire.

ACCESSORIES

Luminaire will accommodate (2) Filter Media per head, no accessory holder is required.

LISTING/WARRANTY

- ETL listed to US and Canadian standards for damp locations.
- 5-Year Intense LED Limited Warranty

Trim Example: ICL-LEDG2L330-4-BW-24

Luminaire	System Wattage	CCT / CRI	Driver	Voltage	Finish	Optic	Option
ICL-LEDG2	☐ **L1** (40W) ☐ **L2** (56W) ☐ **L3** (80W) ☐ **L4** (116W)	☐ **27-4** (2700K / 82 CRI) ☐ **279-4** (2700K / 92 CRI) ☐ **30-4** (3000K / 82 CRI) ☐ **309-4** (3000K / 92 CRI) ☐ **35-4** (3500K / 82 CRI) ☐ **359-4**[1] (3500K / 92 CRI) ☐ **41-4** (4100K / 82 CRI) ☐ **419-4**[1] (4100K / 92 CRI)	☐ blank (Non-Dimming) ☐ **-DELV**[2] (ELV Dimming) ☐ **-D10** (0-10V Dimming 10%) ☐ **-ED10V1** (eldoLED 0-10V 1%) ☐ **-ED10V01** (eldoLED 0-10V 0.1%) ☐ **-LUT** (Lutron® LDE1 EcoSystem 1%) ☐ **-LUT2**[2] (Lutron® LTEA2W 2-Wire 1%) ☐ **-DMXR**[3] (DMX512 RDM 0.1%)	☐ blank (120V) ☐ **27** (277V)	☐ **-BW** (Black Interior / White Trim) ☐ **-WW** (White Interior / White Trim)	☐ **-16** (16° SP) ☐ **-24** (24° NFL) ☐ **-32** (32° FL) ☐ **-50** (50° WFL)	☐ **I100** (C-Channel Bar Hangers) ☐ **I200** (Flat Bar Bar Hangers) ☐ **I400** (Wood Joist Bar Hangers) ☐ **EM7**[4] (7W Emergency Backup w/ Remote Test Switch IOTA part #ILB-CP07-A) ☐ **EM7T**[4, 5] (7W Emergency Unit w/Integral Test Switch IOTA part #ILB-CP07-R)

Filters for 16° optic	Louver & Snoot for 16° optic	Filters for 24°, 32° & 50° optic	Louver & Snoot for 24°, 32° & 50° optic
☐ **PFL-CL1-S16** (Prismatic Spread Lens)	☐ **PFLMB-16** (Hex Louver)	☐ **PFL-CL1-S** (Prismatic Spread Lens)	☐ **PFLMB** (Hex Louver)
☐ **PFL-CL2-S16** (Linear Spread Lens)	☐ **SNTR16** (Black Snoot)	☐ **PFL-CL2-S** (Linear Spread Lens)	☐ **SNTR** (Black Snoot)
☐ **PFL-CL4-S16** (Soft Focus Lens)	☐ **SNTR16W**[6] (White Snoot)	☐ **PFL-CL4-S** (Soft Focus Lens)	☐ **SNTRW**[6] (White Snoot)

Notes:
1. Consult factory for lead times
2. Dimming available in 120V
3. DMX512 RDM available with L3 & L4 only
4. Access above ceiling required
5. EM7T adds 2" depth
6. White exterior, black interior

INTENSE LIGHTING | 3340 E La Palma Ave, Anaheim, CA 92806 | **tel** 714 630-9877 | **fax** 714 630-9883

For Intense Lighting's limited product warranty, go to www.intenselighting.com. For a printed copy of the warranty, you may call 800 961-5321.
© 2019 Intense Lighting, LLC. All rights reserved. Note: This document is subject to change without notice.

intense LIGHTING | a LEVITON company

JOB NAME		CATALOG NUMBER	
NOTES		TYPE	

ICL-LEDG2L130-1

Report #: ILL-08232016-03.3 (-16)
ILL-08232016-02.3 (-24)
ILL-08232016-01.3 (-32)
ILL-08232016-05.3 (-50)

CCT / CRI Multipliers:
2700K / 82 CRI (x 0.96)
2700K / 92 CRI (x 0.8)
3000K / 82 CRI (x 1.00)
3000K / 92 CRI (x 0.83)
3500K / 82 CRI (x 1.03)
3500K / 92 CRI (x 0.86)
4100K / 82 CRI (x 1.04)
4100K / 92 CRI (x 0.89)

Emergency Multiplier:
7W Emergency (x 0.71)

Photometric Data shown is compiled per head. For multi-light photometrics consult factory.

16° Spot (16)

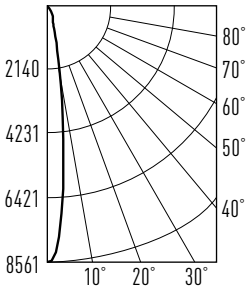

Watts: 9.8
Lumens: 1229
LPW: 125
CCT: 3000K

Candelas at Nadir

Degree	Candela
0°	8561
5°	6476
15°	1184
25°	458
35°	214
45°	15

24° Narrow Flood (24)

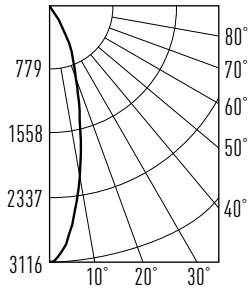

Watts: 9.8
Lumens: 1056
LPW: 108
CCT: 3000K

Candelas at Nadir

Degree	Candela
0°	3116
5°	2785
15°	1439
25°	665
35°	116
45°	13

32° Flood (32)

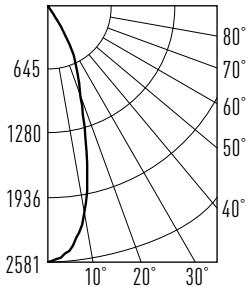

Watts: 9.8
Lumens: 1082
LPW: 110
CCT: 3000K

Candelas at Nadir

Degree	Candela
0°	2581
5°	2498
15°	1517
25°	688
35°	139
45°	14

50° Wide Flood (50)

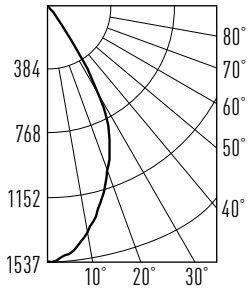

Watts: 9.8
Lumens: 1112
LPW: 113
CCT: 3000K

Candelas at Nadir

Degree	Candela
0°	1533
5°	1494
15°	1224
25°	885
35°	267
45°	35

APPLICATION DATA:

W and **L** are the outer points where the candle power drops to 50% of maximum. **FC** are the initial foot candles at the center of the beam.

W Beam width
L Beam length
C Distance to center of beam
D Distance
FC Footcandles

Illuminated width & length are based upon point at which illuminance falls to 50% of center illuminance. Recommended spacing is based upon uniform illuminance aiming angle is the angle between the lamp axis and the perpendicular to the illuminated plane.

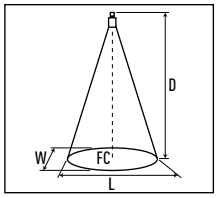

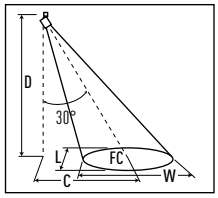

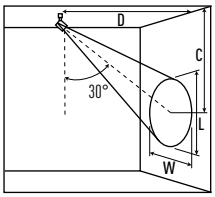

	0° HORIZONTAL				30° HORIZONTAL					30° VERTICAL				
	D	FC	W	L	D	C	FC	W	L	D	C	FC	W	L
ICL-LEDG2L130-1-16 3000K / 16° Spot Per Head	**6'**	238	1' 7"	1' 7"	**6'**	3'	152	2' 4"	1' 9"	**3'**	5'	214	1' 6"	3' 1"
	8'	134	2' 2"	2' 2"	**8'**	4'	85.6	2' 11"	2' 6"	**4'**	6'	120	2' 1"	4'
	10'	85.6	2' 8"	2' 8"	**10'**	5'	54.8	3' 8"	3' 2"	**5'**	8'	79.5	2' 7"	4' 9"
	12'	59.5	3' 4"	3' 4"	**12'**	7'	38.2	4' 4"	3' 9"	**6'**	10'	53.6	3' 3"	5' 11"
ICL-LEDG2L130-1-24 3000K / 24° Narrow Flood Per Head	**6'**	86.6	3'	3'	**6'**	3'	58.6	3' 8"	3' 4"	**3'**	4'	81	2' 9"	4' 6"
	8'	48.7	4'	4'	**8'**	4'	33	4' 10"	4' 4"	**4'**	6'	46.9	3' 6"	5' 11"
	10'	31.2	5'	5'	**10'**	5'	21.1	6'	5' 4"	**5'**	7'	30	4' 4"	7' 4"
	12'	21.6	6'	6'	**12'**	6'	14.7	7' 3"	6' 5"	**6'**	9'	20.8	5' 3"	8' 9"
ICL-LEDG2L130-1-32 3000K / 32° Flood Per Head	**6'**	71.7	3' 7"	3' 7"	**6'**	3'	50.1	4' 2"	3' 9"	**3'**	4'	75.7	3'	4' 8"
	8'	40.3	4' 10"	4' 10"	**8'**	4'	28.2	5' 7"	5' 1"	**4'**	5'	42.9	3' 9"	6' 1"
	10'	25.8	6'	6'	**10'**	4'	18.3	6' 11"	6' 2"	**5'**	6'	27	4' 11"	7' 8"
	12'	17.9	7' 4"	7' 4"	**12'**	5'	12.8	8' 2"	7' 5"	**6'**	8'	18.9	5' 10"	9' 2"
ICL-LEDG2L130-1-50 3000K / 50° Wide Flood Per Head	**6'**	42.6	6' 4"	6' 4"	**6'**	2'	31.7	5' 6"	5' 5"	**3'**	3'	48.1	4' 1"	5' 3"
	8'	24	8' 5"	8' 5"	**8'**	3'	17.9	7' 2"	7' 3"	**4'**	4'	27	5' 5"	6' 10"
	10'	15.3	10' 6"	10' 6"	**10'**	4'	11.4	8' 11"	9' 1"	**5'**	6'	17.5	6' 9"	8' 7"
	12'	10.6	12' 7"	12' 7"	**12'**	4'	7.9	10' 9"	10' 11"	**6'**	7'	12.2	8' 1"	10' 2"

INTENSE LIGHTING | 3340 E La Palma Ave, Anaheim, CA 92806 | **tel** 714 630-9877 | **fax** 714 630-9883

For Intense Lighting's limited product warranty, go to www.intenselighting.com. For a printed copy of the warranty, you may call 800 961-5321.
© 2019 Intense Lighting, LLC. All rights reserved. Note: This document is subject to change without notice.

intense LIGHTING | a LEVITON company

JOB NAME		CATALOG NUMBER	
NOTES		TYPE	

ICL-LEDG2L230-1

Report #: ILL-08232016-03.2 (-16)
ILL-08232016-02.2 (-24)
ILL-08232016-01.2 (-32)
ILL-08232016-05.2 (-50)

CCT / CRI Multipliers:
2700K / 82 CRI (x 0.96)
2700K / 92 CRI (x 0.8)
3000K / 82 CRI (x 1.00)
3000K / 92 CRI (x 0.83)
3500K / 82 CRI (x 1.03)
3500K / 92 CRI (x 0.86)
4100K / 82 CRI (x 1.04)
4100K / 92 CRI (x 0.89)

Emergency Multiplier:
7W Emergency (x 0.51)

Photometric Data shown is compiled per head. For multi-light photometrics consult factory.

16° Spot (16)

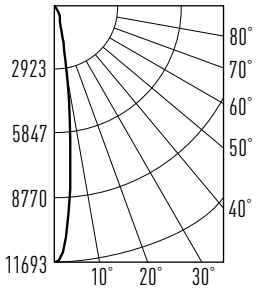

Watts: 13.7
Lumens: 1678
LPW: 123
CCT: 3000K

Candelas at Nadir

Degree	Candela
0°	11693
5°	8845
15°	1617
25°	625
35°	292
45°	21

24° Narrow Flood (24)

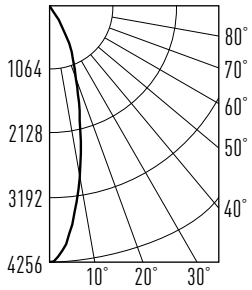

Watts: 13.7
Lumens: 1442
LPW: 105
CCT: 3000K

Candelas at Nadir

Degree	Candela
0°	4256
5°	3804
15°	1965
25°	909
35°	158
45°	17

32° Flood (32)

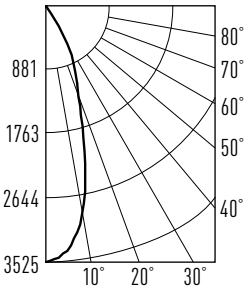

Watts: 13.7
Lumens: 1478
LPW: 108
CCT: 3000K

Candelas at Nadir

Degree	Candela
0°	3525
5°	3389
15°	2072
25°	940
35°	190
45°	19

50° Wide Flood (50)

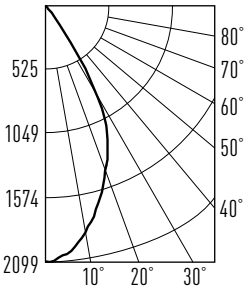

Watts: 13.7
Lumens: 1519
LPW: 111
CCT: 3000K

Candelas at Nadir

Degree	Candela
0°	2094
5°	2040
15°	1671
25°	1209
35°	364
45°	48

APPLICATION DATA:

W and **L** are the outer points where the candle power drops to 50% of maximum. **FC** are the initial foot candles at the center of the beam.

W Beam width
L Beam length
C Distance to center of beam
D Distance
FC Footcandles

Illuminated width & length are based upon point at which illuminance falls to 50% of center illuminance. Recommended spacing is based upon uniform illuminance aiming angle is the angle between the lamp axis and the perpendicular to the illuminated plane.

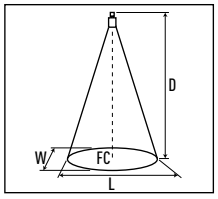

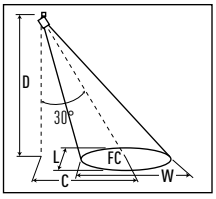

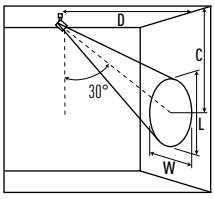

	0° HORIZONTAL				30° HORIZONTAL					30° VERTICAL				
	D	FC	W	L	D	C	FC	W	L	D	C	FC	W	L
ICL-LEDG2L230-1-16 3000K / 16° Spot Per Head	**6'**	325	1' 7"	1' 7"	**6'**	3'	208	2' 4"	1' 9"	**3'**	5'	293	1' 6"	3' 1"
	8'	183	2' 2"	2' 2"	**8'**	4'	117	2' 11"	2' 6"	**4'**	6'	164	2' 1"	4'
	10'	117	2' 8"	2' 8"	**10'**	5'	74.8	3' 8"	3' 2"	**5'**	8'	109	2' 7"	4' 9"
	12'	81.2	3' 4"	3' 4"	**12'**	7'	52.2	4' 4"	3' 9"	**6'**	10'	73.2	3' 3"	5' 11"
ICL-LEDG2L230-1-24 3000K / 24° Narrow Flood Per Head	**6'**	118	3'	3'	**6'**	3'	80	3' 8"	3' 4"	**3'**	4'	111	2' 9"	4' 6"
	8'	66.5	4'	4'	**8'**	4'	45	4' 10"	4' 4"	**4'**	6'	64.1	3' 6"	5' 11"
	10'	42.6	5'	5'	**10'**	5'	28.8	6'	5' 4"	**5'**	7'	40.9	4' 4"	7' 4"
	12'	29.6	6'	6'	**12'**	6'	20	7' 3"	6' 5"	**6'**	9'	28.5	5' 3"	8' 9"
ICL-LEDG2L230-1-32 3000K / 32° Flood Per Head	**6'**	97.9	3' 7"	3' 7"	**6'**	3'	68.5	4' 2"	3' 9"	**3'**	4'	103	3'	4' 8"
	8'	55.1	4' 10"	4' 10"	**8'**	4'	38.5	5' 7"	5' 1"	**4'**	5'	58.7	3' 9"	6' 1"
	10'	35.3	6'	6'	**10'**	4'	25	6' 11"	6' 2"	**5'**	6'	36.9	4' 11"	7' 8"
	12'	24.5	7' 4"	7' 4"	**12'**	5'	17.4	8' 2"	7' 5"	**6'**	8'	25.8	5' 10"	9' 2"
ICL-LEDG2L230-1-50 3000K / 50° Wide Flood Per Head	**6'**	58.2	6' 4"	6' 4"	**6'**	2'	43.3	5' 6"	5' 5"	**3'**	3'	65.7	4' 1"	5' 3"
	8'	32.7	8' 5"	8' 5"	**8'**	3'	24.5	7' 2"	7' 3"	**4'**	4'	36.9	5' 5"	6' 10"
	10'	20.9	10' 6"	10' 6"	**10'**	4'	15.6	8' 11"	9' 1"	**5'**	6'	23.9	6' 9"	8' 7"
	12'	14.5	12' 7"	12' 7"	**12'**	4'	10.8	10' 9"	10' 11"	**6'**	7'	16.6	8' 1"	10' 2"

INTENSE LIGHTING | 3340 E La Palma Ave, Anaheim, CA 92806 | **tel** 714 630-9877 | **fax** 714 630-9883

For Intense Lighting's limited product warranty, go to www.intenselighting.com. For a printed copy of the warranty, you may call 800 961-5321.
© 2019 Intense Lighting, LLC. All rights reserved. Note: This document is subject to change without notice.

intense LIGHTING | a LEVITON company

JOB NAME		CATALOG NUMBER	
NOTES		TYPE	

ICL-LEDG2L330-1

Report #: ILL-08232016-03.1 (-16)
ILL-08232016-02.1 (-24)
ILL-08232016-01.1 (-32)
ILL-08232016-05.1 (-50)

CCT / CRI Multipliers:
2700K / 82 CRI (x 0.96)
2700K / 92 CRI (x 0.8)
3000K / 82 CRI (x 1.00)
3000K / 92 CRI (x 0.83)
3500K / 82 CRI (x 1.03)
3500K / 92 CRI (x 0.86)
4100K / 82 CRI (x 1.04)
4100K / 92 CRI (x 0.89)

Emergency Multiplier:
7W Emergency (x 0.35)

Photometric Data shown is compiled per head. For multi-light photometrics consult factory.

16° Spot (16)

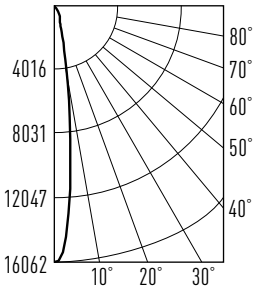

Watts: 20.2
Lumens: 2248
LPW: 111
CCT: 3000K

Candelas at Nadir

Degree	Candela
0°	15661
5°	11846
15°	2166
25°	837
35°	392
45°	28

24° Narrow Flood (24)

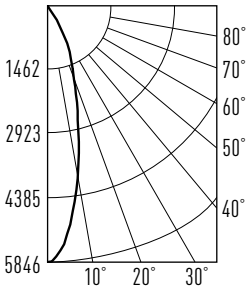

Watts: 20.2
Lumens: 1981
LPW: 98
CCT: 3000K

Candelas at Nadir

Degree	Candela
0°	5846
5°	5225
15°	2700
25°	1248
35°	217
45°	24

32° Flood (32)

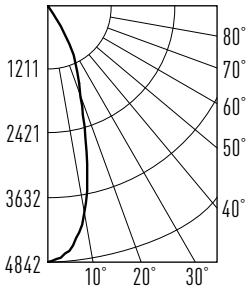

Watts: 20.2
Lumens: 2031
LPW: 101
CCT: 3000K

Candelas at Nadir

Degree	Candela
0°	4842
5°	4655
15°	2846
25°	1291
35°	261
45°	26

50° Wide Flood (50)

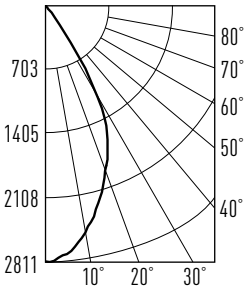

Watts: 20.2
Lumens: 2034
LPW: 101
CCT: 3000K

Candelas at Nadir

Degree	Candela
0°	2804
5°	2732
15°	2238
25°	1619
35°	488
45°	65

APPLICATION DATA:

W and **L** are the outer points where the candle power drops to 50% of maximum. **FC** are the initial foot candles at the center of the beam.

W Beam width
L Beam length
C Distance to center of beam
D Distance
FC Footcandles

Illuminated width & length are based upon point at which illuminance falls to 50% of center illuminance. Recommended spacing is based upon uniform illuminance aiming angle is the angle between the lamp axis and the perpendicular to the illuminated plane.

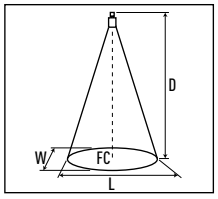

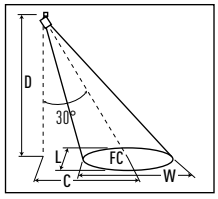

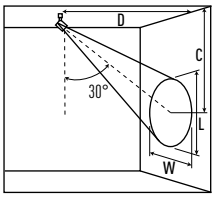

	0° HORIZONTAL				30° HORIZONTAL					30° VERTICAL				
	D	FC	W	L	D	C	FC	W	L	D	C	FC	W	L
ICL-LEDG2L330-1-16 3000K / 16° Spot Per Head	**6'**	435	1' 7"	1' 7"	**6'**	3'	278	2' 4"	1' 9"	**3'**	5'	392	1' 6"	3' 1"
	8'	245	2' 2"	2' 2"	**8'**	4'	157	2' 11"	2' 6"	**4'**	6'	220	2' 1"	4'
	10'	157	2' 8"	2' 8"	**10'**	5'	100	3' 8"	3' 2"	**5'**	8'	146	2' 7"	4' 9"
	12'	109	3' 4"	3' 4"	**12'**	7'	70	4' 4"	3' 9"	**6'**	10'	98.1	3' 3"	5' 11"
ICL-LEDG2L330-1-24 3000K / 24° Narrow Flood Per Head	**6'**	162	3'	3'	**6'**	3'	110	3' 8"	3' 4"	**3'**	4'	152	2' 9"	4' 6"
	8'	91.3	4'	4'	**8'**	4'	61.8	4' 10"	4' 4"	**4'**	6'	88	3' 6"	5' 11"
	10'	58.5	5'	5'	**10'**	5'	39.6	6'	5' 4"	**5'**	7'	56.2	4' 4"	7' 4"
	12'	40.6	6'	6'	**12'**	6'	27.5	7' 3"	6' 5"	**6'**	9'	39.1	5' 3"	8' 9"
ICL-LEDG2L330-1-32 3000K / 32° Flood Per Head	**6'**	135	3' 7"	3' 7"	**6'**	3'	94	4' 2"	3' 9"	**3'**	4'	142	3'	4' 8"
	8'	75.7	4' 10"	4' 10"	**8'**	4'	52.9	5' 7"	5' 1"	**4'**	5'	80.7	3' 9"	6' 1"
	10'	48.4	6'	6'	**10'**	4'	34.4	6' 11"	6' 2"	**5'**	6'	50.7	4' 11"	7' 8"
	12'	33.6	7' 4"	7' 4"	**12'**	5'	23.9	8' 2"	7' 5"	**6'**	8'	35.5	5' 10"	9' 2"
ICL-LEDG2L330-1-50 3000K / 50° Wide Flood Per Head	**6'**	77.9	6' 4"	6' 4"	**6'**	2'	57.9	5' 6"	5' 5"	**3'**	3'	87.9	4' 1"	5' 3"
	8'	43.8	8' 5"	8' 5"	**8'**	3'	32.8	7' 2"	7' 3"	**4'**	4'	49.5	5' 5"	6' 10"
	10'	28	10' 6"	10' 6"	**10'**	4'	20.9	8' 11"	9' 1"	**5'**	6'	32	6' 9"	8' 7"
	12'	19.5	12' 7"	12' 7"	**12'**	4'	14.5	10' 9"	10' 11"	**6'**	7'	22.3	8' 1"	10' 2"

INTENSE LIGHTING | 3340 E La Palma Ave, Anaheim, CA 92806 | **tel** 714 630-9877 | **fax** 714 630-9883

For Intense Lighting's limited product warranty, go to www.intenselighting.com. For a printed copy of the warranty, you may call 800 961-5321.
© 2019 Intense Lighting, LLC. All rights reserved. Note: This document is subject to change without notice.

intense LIGHTING | a LEVITON company

JOB NAME		CATALOG NUMBER	
NOTES		TYPE	

ICL-LEDG2L430-1

Report #: ILL-08232016-03 (-16)
ILL-08232016-02 (-24)
ILL-08232016-01 (-32)
ILL-08232016-05 (-50)

CCT / CRI Multipliers:
2700K / 82 CRI (x 0.96)
2700K / 92 CRI (x 0.8)
3000K / 82 CRI (x 1.00)
3000K / 92 CRI (x 0.83)
3500K / 82 CRI (x 1.03)
3500K / 92 CRI (x 0.86)
4100K / 82 CRI (x 1.04)
4100K / 92 CRI (x 0.89)

Emergency Multiplier:
7W Emergency (x 0.24)

Photometric Data shown is compiled per head. For multi-light photometrics consult factory.

16° Spot (16)

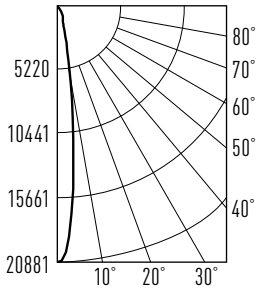

Watts: 29.3
Lumens: 2997
LPW: 102
CCT: 3000K

Candelas at Nadir

Degree	Candela
0°	20734
5°	15795
15°	2888
25°	1116
35°	522
45°	38

24° Narrow Flood (24)

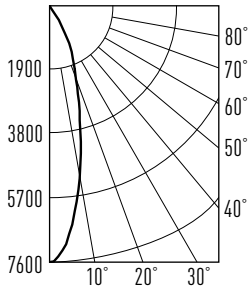

Watts: 29.3
Lumens: 2575
LPW: 88
CCT: 3000K

Candelas at Nadir

Degree	Candela
0°	7600
5°	6793
15°	3510
25°	1623
35°	282
45°	31

32° Flood (32)

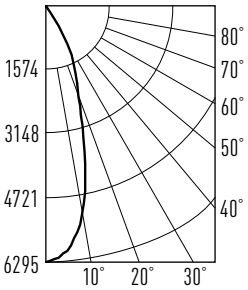

Watts: 29.3
Lumens: 2640
LPW: 90
CCT: 3000K

Candelas at Nadir

Degree	Candela
0°	6295
5°	6051
15°	3700
25°	1679
35°	340
45°	34

50° Wide Flood (50)

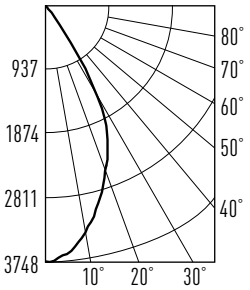

Watts: 29.3
Lumens: 2713
LPW: 93
CCT: 3000K

Candelas at Nadir

Degree	Candela
0°	3739
5°	3643
15°	2984
25°	2158
35°	651
45°	86

APPLICATION DATA:

W and **L** are the outer points where the candle power drops to 50% of maximum. **FC** are the initial foot candles at the center of the beam.

W Beam width
L Beam length
C Distance to center of beam
D Distance
FC Footcandles

Illuminated width & length are based upon point at which illuminance falls to 50% of center illuminance. Recommended spacing is based upon uniform illuminance aiming angle is the angle between the lamp axis and the perpendicular to the illuminated plane.

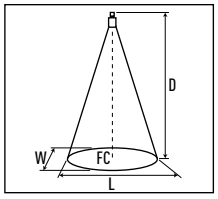

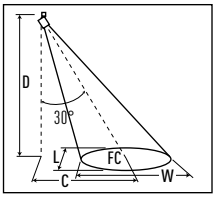

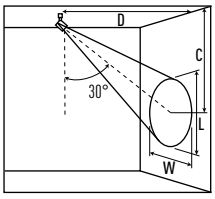

	0° HORIZONTAL				30° HORIZONTAL					30° VERTICAL				
	D	FC	W	L	D	C	FC	W	L	D	C	FC	W	L
ICL-LEDG2L430-1-16 3000K / 16° Spot Per Head	**6'**	580	1' 7"	1' 7"	**6'**	3'	371	2' 4"	1' 9"	**3'**	5'	523	1' 6"	3' 1"
	8'	326	2' 2"	2' 2"	**8'**	4'	209	2' 11"	2' 6"	**4'**	6'	293	2' 1"	4'
	10'	209	2' 8"	2' 8"	**10'**	5'	134	3' 8"	3' 2"	**5'**	8'	194	2' 7"	4' 9"
	12'	145	3' 4"	3' 4"	**12'**	7'	93.3	4' 4"	3' 9"	**6'**	10'	131	3' 3"	5' 11"
ICL-LEDG2L430-1-24 3000K / 24° Narrow Flood Per Head	**6'**	211	3'	3'	**6'**	3'	143	3' 8"	3' 4"	**3'**	4'	198	2' 9"	4' 6"
	8'	119	4'	4'	**8'**	4'	80.4	4' 10"	4' 4"	**4'**	6'	114	3' 6"	5' 11"
	10'	76	5'	5'	**10'**	5'	51.5	6'	5' 4"	**5'**	7'	73.1	4' 4"	7' 4"
	12'	52.8	6'	6'	**12'**	6'	35.7	7' 3"	6' 5"	**6'**	9'	50.8	5' 3"	8' 9"
ICL-LEDG2L430-1-32 3000K / 32° Flood Per Head	**6'**	175	3' 7"	3' 7"	**6'**	3'	122	4' 2"	3' 9"	**3'**	4'	185	3'	4' 8"
	8'	98.4	4' 10"	4' 10"	**8'**	4'	68.8	5' 7"	5' 1"	**4'**	5'	105	3' 9"	6' 1"
	10'	63	6'	6'	**10'**	4'	44.7	6' 11"	6' 2"	**5'**	6'	65.9	4' 11"	7' 8"
	12'	43.7	7' 4"	7' 4"	**12'**	5'	31.1	8' 2"	7' 5"	**6'**	8'	46.1	5' 10"	9' 2"
ICL-LEDG2L430-1-50 3000K / 50° Wide Flood Per Head	**6'**	104	6' 4"	6' 4"	**6'**	2'	77.2	5' 6"	5' 5"	**3'**	3'	117	4' 1"	5' 3"
	8'	58.4	8' 5"	8' 5"	**8'**	3'	43.7	7' 2"	7' 3"	**4'**	4'	65.9	5' 5"	6' 10"
	10'	37.4	10' 6"	10' 6"	**10'**	4'	27.8	8' 11"	9' 1"	**5'**	6'	42.6	6' 9"	8' 7"
	12'	26	12' 7"	12' 7"	**12'**	4'	19.3	10' 9"	10' 11"	**6'**	7'	29.7	8' 1"	10' 2"

INTENSE LIGHTING | 3340 E La Palma Ave, Anaheim, CA 92806 | **tel** 714 630-9877 | **fax** 714 630-9883

For Intense Lighting's limited product warranty, go to www.intenselighting.com. For a printed copy of the warranty, you may call 800 961-5321.
© 2019 Intense Lighting, LLC. All rights reserved. Note: This document is subject to change without notice.

intense LIGHTING | a LEVITON company