

DATE _____ PROJECT _____ TYPE _____ QUANTITY _____

High Performance Aimable Asymmetric Dynamic White LED Luminaire

FEATURES

- Constant current luminaire
- Integral driver
- Adjustable to 90° in 5° increments
- Wire up to 10 fixtures (any length)
- CRI 90+



FIXTURE COMPONENTS INCLUDED:

d400 fixture, integral driver

FIXTURE COMPONENTS REQUIRED:

10' leader feed cable

CONSTRUCTION

- Extruded aluminum LED luminaire body with locking adjustment controls.
- Proprietary injection molded optics feature optimal transmission (92%).
- Extruded aluminum housing with satin anodized aluminum finish.

ELECTRICAL

- Line voltage luminaires powered with 120 – 277v AC.
- Single plug & play cable with both power and dim control.

ORDERING

d400	-	-	-	-	-	-
PRODUCT	POWER	LENGTH	LED COLOR	OPTICS	CONTROL	ACCESSORIES
d400 High Performance Aimable Asymmetric Dynamic White LED Luminaire	10 10 watts /linear ft	33 33¼" actual 44 44¼" actual	T Tunable White 2700K to 5000K	A Asymmetric	ND Non-Dim D 0.1% – 0-10V Dim	WL White 45° Louver EM Emergency battery pack (consult factory) EM-C Emergency circuit wiring (consult factory)

ADDITIONAL COMPONENTS

SPECIFY QUANTITIES

LFC-d400-10

10' leader feed cable
(required)

JC-d400-60

5' jumper cable for
end to end feed

JC-d400-coiled

12" coiled jumper
cable

RATINGS & CERTIFICATION

- cETLus Listed
- Made in the USA
- Average rated LED life of 50,000 hours @70% lumen output



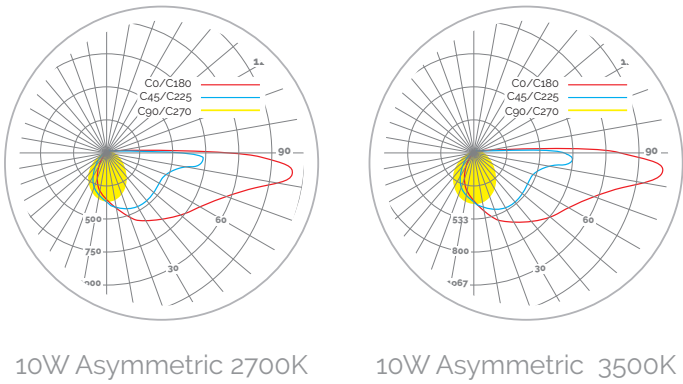
LUMEN OUTPUT

STANDARD	1130 Lm/ft	10 W/ft	113 Lm/w
----------	------------	---------	----------

WARRANTY 5 Year warranty

visit electrixillumination.com for details

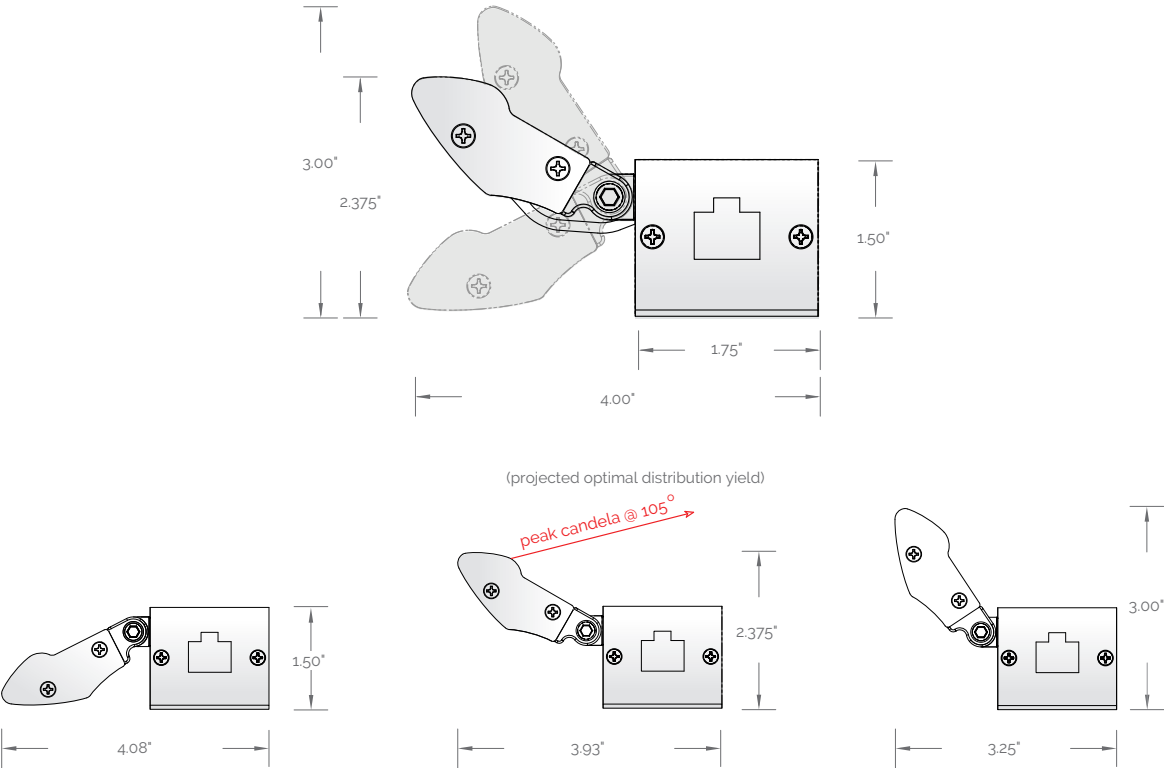
PHOTOMETRY



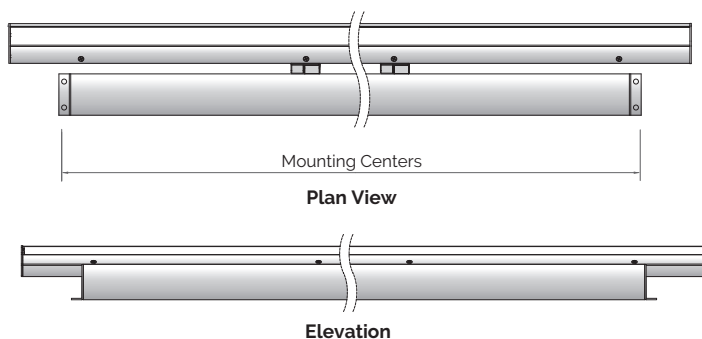
IES data available on electrix website electrixillumination.com

Description	Correlated Color Temperature	Lumen Efficacy	Color Rendering Index	Light Output
Linear LED fixture set to 2700k CCT setting	2700K	90.36 lm/w	90 Ra	1220lm
Linear LED fixture set to 3500k CCT setting	3500K	103.5 lm/w	90 Ra	1255lm
Linear LED fixture set to 4000k CCT setting	5000K	106.9lm/w	90 Ra	1318lm

DIMENSIONS

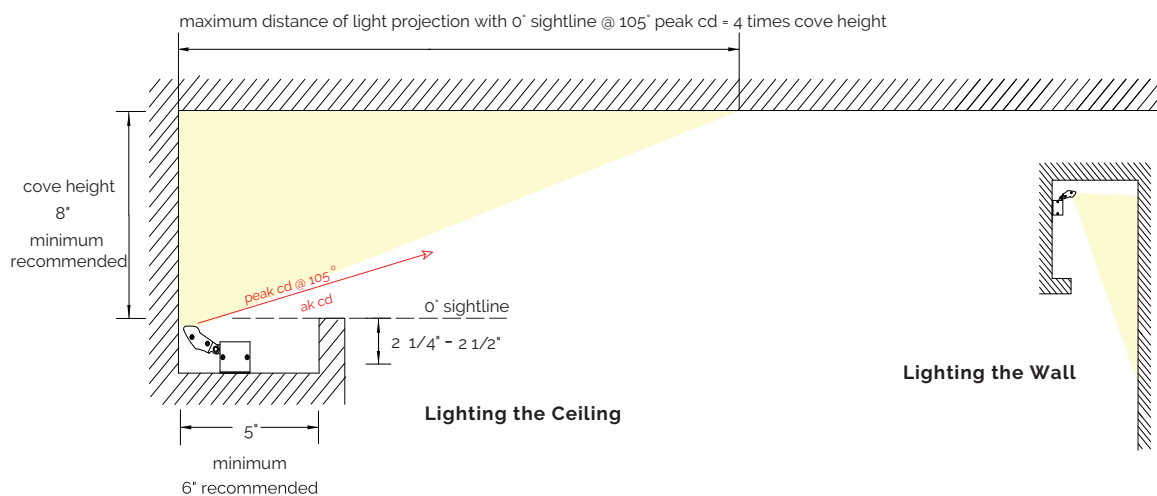


MOUNTING



Nominal Length	2FT	3FT	4FT	6FT	7FT
Actual Luminaire Length	22.25"	33.25"	44.25"	66.25"	88.25"
Mounting Center	19.25"	27.875"	38.875"	60.875"	82.875"

APPLICATIONS



CABLES AND ACCESSORIES

LEADER FEED CABLE (ONE REQUIRED PER LED FEED)

LFC-d400-10 10' leader feed cable



JUMPER CABLES (OPTIONAL)

JC-d400-60 5' jumper cable for end to end feed

JC-d400-coiled 12" coiled jumper cable

