
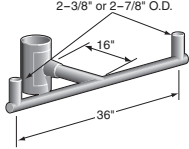
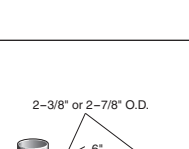
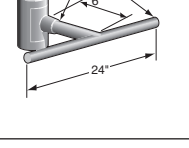
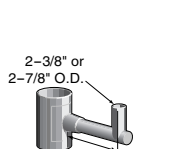
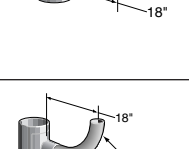
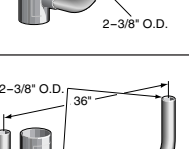
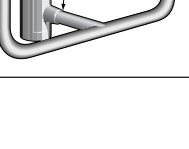
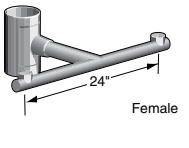
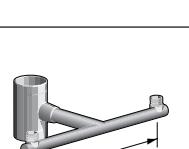
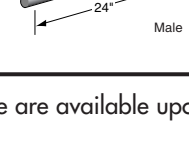



SIDE MOUNT FLOODLIGHT BRACKETS

Tenon loading is calculated for weights based on a 100 M.P.H. constant wind with a 1.3 gust factor located 30' above grade. When loading requirements exceed these limits contact your Valmont representative or Valmont Industries, Inc.

ILLUSTRATION	DIMENSIONS	DESCRIPTION	MODEL NUMBER	ACCEPTABLE MOUNTING HEIGHT	EPA OF BRACKET	MAX WT. LOAD PER TENON	MAX EPA LOAD PER TENON
		2-Tenon Side Mount Bracket 2-3/8" - 36"	2TS 238-36	8' to 48'	.78	60 LBS.	3.5
		2-Tenon Side Mount Bracket 2-7/8" - 36"	2TS 278-36	8' to 48'	.78	60 LBS.	3.5
		2-Light Horizontal Side Mount Arm 2-3/8" - 24"	2HS 238-24	8' to 48'	.65	60 LBS.	3.5
		2-Light Horizontal Side Mount Arm 2-7/8" - 24"	2HS 278-24	8' to 48i'	.65	60 LBS.	3.5
		1-Tenon Side Mount Bracket 2-3/8" - 18"	1TS 238-18	8' to 48'	.43	100 LBS.	3.5
		1-Tenon Side Mount Bracket 2-7/8" - 18"	1TS 278-18	8' to 48'	.43	100 LBS.	3.5
		Single Side Mount Bullhorn Bracket 2-3/8" - 18"	1BS 238-18	8' to 48'	.47	100 LBS.	3.5
		Double Side Mount Bullhorn Bracket 2-3/8" - 36"	2BS 238-36	8' to 48'	1.0	60 LBS.	3.5
		2 Coupling Side Mount Bracket 1/2" NPS Female x 24"	2CS 12-24	8' to 48'	.65	35 LBS.	2.25
		2 Coupling Side Mount Bracket 3/4" NPS Female x 24"	2CS 34-24	8' to 48'	.65	50 LBS.	3.5
		2 Nipple Side Mount Bracket 3/4" NPS Male x 24"	2NS 34-24	8' to 48'	.65	25 LBS.	1.5

SPC7089 08/07 www.valmontstructures.com carries the most current spec information and supercedes these guidelines.

Variations from sizes listed above are available upon inquiry at the factory.