

Perimeter System 3 - Wall Grazer Light Distribution

(3 3/8" Luminous Aperture with 2 1/4" Regress)



S P E C I F I C A T I O N S

Housing

Two-piece .070" thick extruded aluminum available in single sections up to 8' long. Standard finish for flange and wall rail is satin white.

Optical Controls

- (OP) Open
- (CL) Clear Lens

Reflector/Heat Sink

.060" thick extruded aluminum precisely designed to maintain perfect alignment of the LED module with the injection molded optic.

Wiring

All fixtures intended for continuous rows are provided with factory installed quick-connect wiring.

Controls

Contact factory for information on remote mounted occupancy sensor controls.

Driver

Osram-Sylvania "Optotronic" power supply is UL/CUL recognized, 0-10V dimming available, 120-277 universal voltage. 347V is available. Optional drivers available - consult factory.

Light Engine

LED light source available for 3000K, 3500K, or 4000K CCT, in high and medium light outputs, and 80 or 90 CRI. Standard outputs at 80 CRI:

- HO** - High Output (Open)
*3685 Total Delivered Lms. at 28 System Watts
 - HO** - High Output (Clear Lens)
*3508 Total Delivered Lms. at 28 System Watts
 - MO** - Medium Output (Open)
*2522 Total Delivered Lms. at 18 System Watts
 - MO** - Medium Output (Clear Lens)
*2402 Total Delivered Lms. at 18 System Watts
- (*All values per 4' using 4000K LED modules)

Circuitry

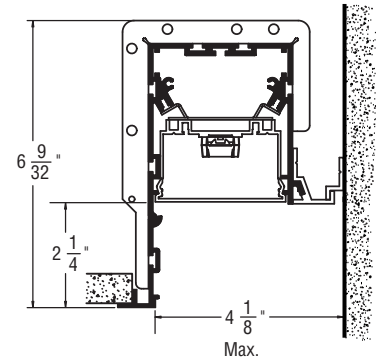
All fixtures are factory pre-wired for a single circuit. Provision for multiple switching/circuiting is optional.

Certification

All fixtures are ETL listed for use in 'Dry/Damp Applications'. IC rated.

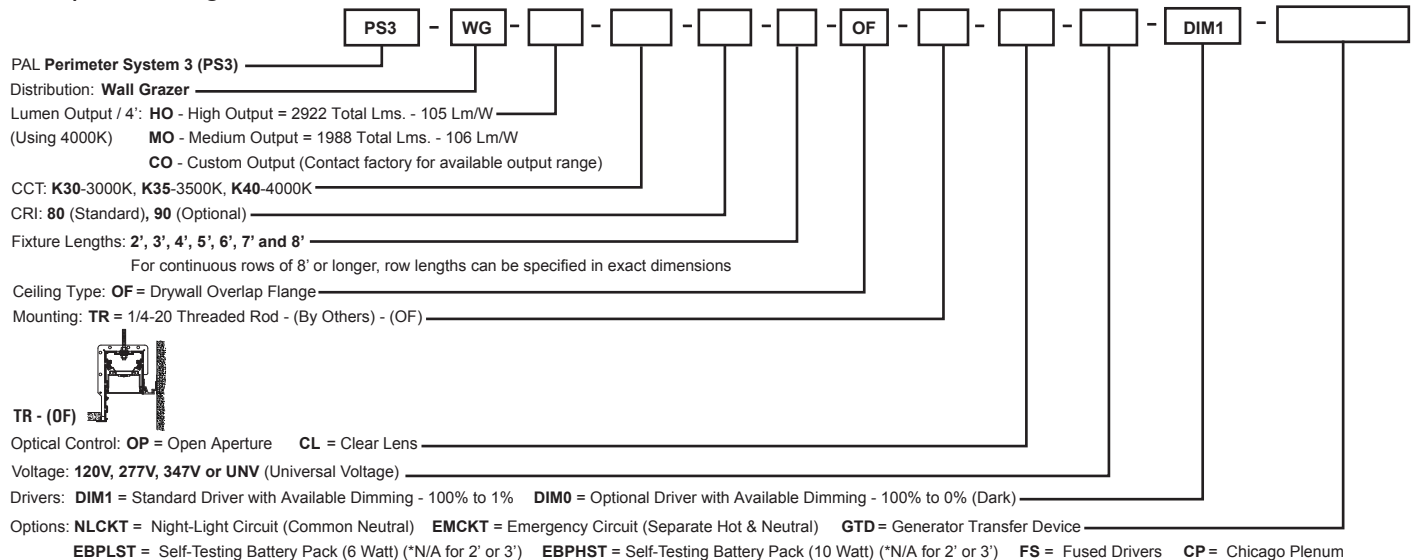
*Due to continued advancement in LED technology, lumen performance is subject to change. Please visit our website for the most up-to date information.

1/2" or 5/8" Thick Drywall Ceilings - Overlap Flange



**PS3-WG-HO-OF
PS3-WG-MO-OF
Drywall Overlap Flange**

Sample Catalog Number: **PS3 - WG - HO - K40 - 80 - 4 - OF - TR - CL - 120 - DIM1 - OPTIONS**



Recessed Perimeter - Wall Grazer

PS3-WG-HO-K40-OP

High Output - Wall Grazer Distribution

Open Fixture

Catalog Number: PS3-WG-HO-K40-80-4'-X-OP-120

Report Number: #LLIA000977-003.ies

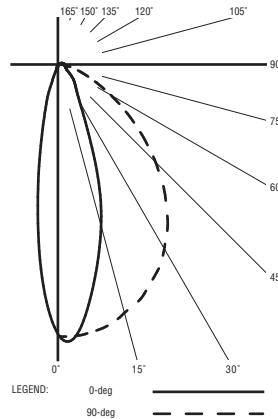
Luminaire Description: Extruded Aluminum Housing with White Aluminum Reflector, Acrylic WG Optic, and Open Aperture.

LED Module: Multiple White Low-Power Light Emitting Diodes (LEDs) in a precise layout.

Total Luminaire Efficacy = 130.7 Lm/W

1% Up 99% Down

Color Rendering Index (CRI) = 84



ZONAL LUMEN SUMMARY

Zone	Lumens	%Fixture
0- 30	1953	53.0
0- 40	2588	70.2
0- 60	3355	91.1
0- 90	3644	98.9
90- 180	41	1.1
0- 180	3685	100.0

CANDELA DISTRIBUTION

	0.0	22.5	45.0	67.5	90.0
0	4634	4634	4634	4634	4634
5	4464	4524	4660	4692	4627
15	2779	2926	3397	4129	4371
25	1033	1248	2039	3113	3925
35	507	538	982	2051	3224
45	317	336	474	1166	2300
55	152	166	271	642	1355
65	126	124	137	354	624
75	101	101	94	152	211
85	81	80	70	53	35
90	74	72	59	38	0

PS3-WG-HO-K40-CL

High Output - Wall Grazer Distribution

Clear Lens

Catalog Number: PS3-WG-HO-K40-80-4'-X-CL-120

Report Number: #LLIA000977-001.ies

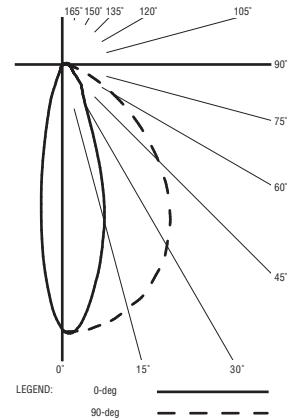
Luminaire Description: Extruded Aluminum Housing with White Aluminum Reflector, Acrylic WG Optic, and Clear Lens.

LED Module: Multiple White Low-Power Light Emitting Diodes (LEDs) in a precise layout.

Total Luminaire Efficacy = 124.8 Lm/W

1% Up 99% Down

Color Rendering Index (CRI) = 84



ZONAL LUMEN SUMMARY

Zone	Lumens	%Fixture
0- 30	1845	52.6
0- 40	2455	70.0
0- 60	3197	91.1
0- 90	3466	98.8
90- 180	42	1.2
0- 180	3508	100.0

CANDELA DISTRIBUTION

	0.0	22.5	45.0	67.5	90.0
0	4305	4305	4305	4305	4305
5	4056	4110	4245	4309	4303
15	2562	2701	3122	3749	4062
25	981	1176	1870	2861	3653
35	540	551	931	1883	3001
45	312	347	488	1087	2136
55	181	187	285	607	1241
65	140	140	145	334	544
75	109	108	99	109	157
85	81	79	67	51	29
90	75	72	58	35	0

PS3-WG-MO-K40-OP

Medium Output - Wall Grazer Distribution

Open Fixture

Catalog Number: PS3-WG-MO-K40-80-4'-X-OP-120

Report Number: #LLIA000977-004.ies

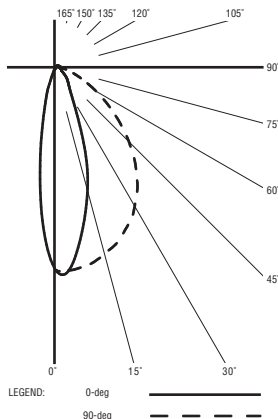
Luminaire Description: Extruded Aluminum Housing with White Aluminum Reflector, Acrylic WG Optic, and Open Aperture.

LED Module: Multiple White Low-Power Light Emitting Diodes (LEDs) in a precise layout.

Total Luminaire Efficacy = 136.3 Lm/W

1% Up 99% Down

Color Rendering Index (CRI) = 84



ZONAL LUMEN SUMMARY

Zone	Lumens	%Fixture
0- 30	1337	53.0
0- 40	1771	70.2
0- 60	2297	91.1
0- 90	2494	98.9
90- 180	28	1.1
0- 180	2522	100.0

CANDELA DISTRIBUTION

	0.0	22.5	45.0	67.5	90.0
0	3170	3170	3170	3170	3170
5	3057	3097	3188	3210	3165
15	1907	2005	2327	2828	2990
25	710	857	1398	2133	2685
35	347	368	673	1407	2205
45	217	230	325	800	1574
55	104	114	185	440	927
65	86	85	94	243	427
75	69	69	64	104	145
85	55	54	48	36	24
90	51	49	40	26	0

PS3-WG-MO-K40-CL

Medium Output - Wall Grazer Distribution

Clear Lens

Catalog Number: PS3-WG-MO-K40-80-4'-X-CL-120

Report Number: #LLIA000977-002.ies

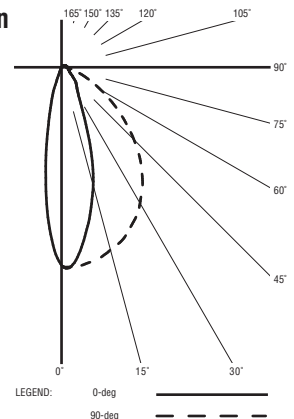
Luminaire Description: Extruded Aluminum Housing with White Aluminum Reflector, Acrylic WG Optic, and Clear Lens.

LED Module: Multiple White Low-Power Light Emitting Diodes (LEDs) in a precise layout.

Total Luminaire Efficacy = 129.8 Lm/W

1% Up 99% Down

Color Rendering Index (CRI) = 84



ZONAL LUMEN SUMMARY

Zone	Lumens	%Fixture
0- 30	1263	52.6
0- 40	1681	70.0
0- 60	2189	91.1
0- 90	2374	98.8
90- 180	29	1.2
0- 180	2402	100.0

CANDELA DISTRIBUTION

	0.0	22.5	45.0	67.5	90.0
0	2948	2948	2948	2948	2948
5	2773	2812	2905	2949	2947
15	1754	1851	2139	2566	2781
25	672	807	1283	1959	2501
35	369	377	639	1290	2055
45	213	238	334	745	1463
55	124	128	195	416	849
65	95	96	99	229	372
75	75	73	68	74	107
85	55	54	46	35	20
90	51	49	40	24	0

For more information, visit our website at www.pal-lighting.com



Precision Architectural Lighting 4830 Timber Creek Drive Houston, Texas 77017
Tel 713.946.4343 Fax 713.946.4441 www.pal-lighting.com



Made in America