

Qu

Quietly Adjustable

bold
lighting

Spec-grade performance LED downlights. Optimal for hospitality, high-end residential and corporate projects. Pi downlights offer, precise optics, a wide range of mounting options, reflector finishes, and optical accessories.

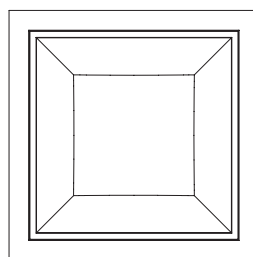
- Gear driven tilt 0° to 30°
- Lockable rotation 360°
- Tool-less Push-and-Release reflector
- 2 options of mounting brackets
- 6mm and 9mm LES COB LED engines
- Dim-to-Warm capability with the "W" output
- Specific driver brands available on request
- Min. Fixture Efficiency 100lm/W (for Static White)
- 5 Years limited warranty



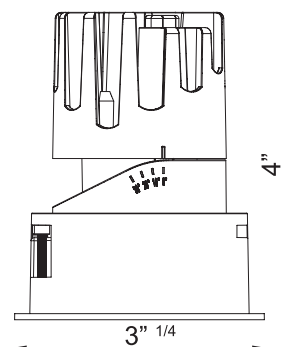
Code example: Q u A - N I C - W - W D - 9 - M - W F - W - 1 0 - S - 0

Housing		H*	Voltage		Trim	
INT	Remodel	4 in.	1	120V	T	With Trim
NIC	Non-IC (New)	4 in.	2	240V	0	Trimless
ICN	IC (New)	5 in.	3	277V		
ICA	IC-Airtight (New)	7 in.	U	Unv.		
CHP	Chicago Plenum	7 in.				

H* *Overall height of housing



3" 1/4



4"

3" 1/4

Output*		Color Temp		CRI		Beam		Reflector		Finish		Dimming		Accessories		Emergency	
S	950lm (13W)	27	2700°K	8	+80	N	15°	WF	Flat White	W	Flat White	00	No Dimming	D	Diffuse Lens	0	No
H	1300lm (15W)	30	3000°K	9	+90	M	25°	BF	Flat Black	B	Flat Black	11	0-10V to 1%	S	Solite Lens	1	1hr.
W ¹	950lm (15W)	40	4000°K			F	40°	BN	Black Nickel	S	Silver	10	0-10V to Fade-off	H	Honeycomb	2	2hrs.
		WD ²	3000°K-1900°K					SC	Specular Chrome			EL	ELV Dimming	L	Linear Lens	3	3hrs.
								DC	Diffuse Chrome			D1	DALI to 1%				
								BG	Bright Gold								
								DG	Diffuse Gold								

Notes:

* Denotes Delivered Output at 4,000°K CRI+80

¹ Denotes output specific to Dim-to-Warm feature.

² Dim-to-Warm only available in CRI +90.

Check with Factory for Lead-times.

Bold Lighting reserves the right to make technical changes without notice.



Bold Lighting

Atlanta, Georgia USA

www.boldlighting.us

e: info@boldlighting.us t: +1-833-265-3187

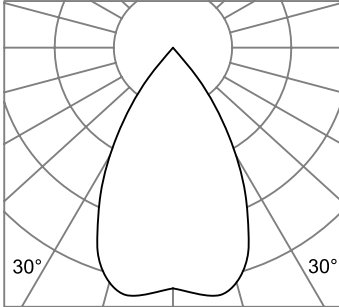
Qu

Quietly Adjustable

bold lighting

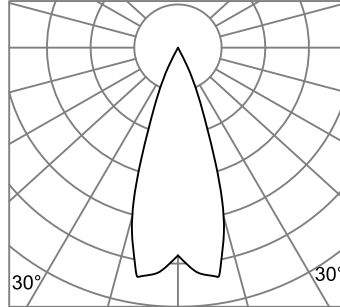
Photometric data: Type C Polar Curves

Batwing Distribution 60°



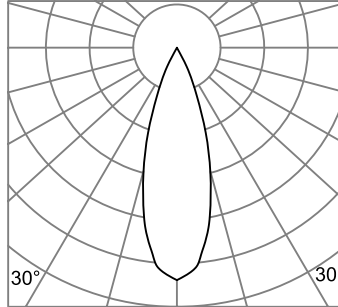
Max. 820 cd

Flood Distribution 40°



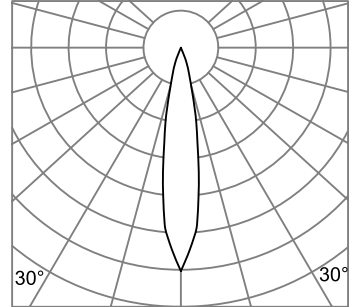
Max. 2,160 cd

Medium Distribution 25°



Max. 2,710 cd

Narrow Distribution 15°

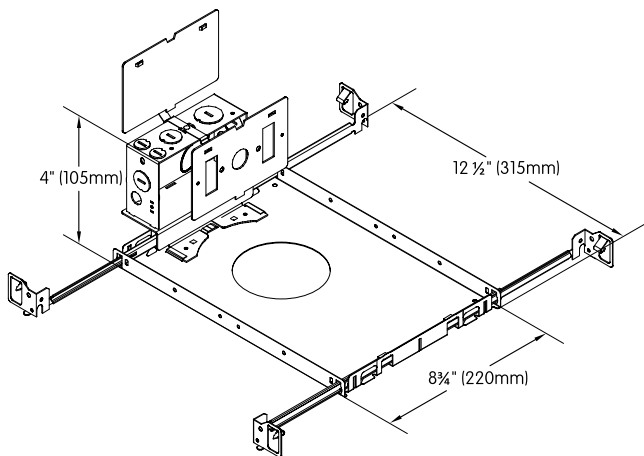


Max. 6,010 cd

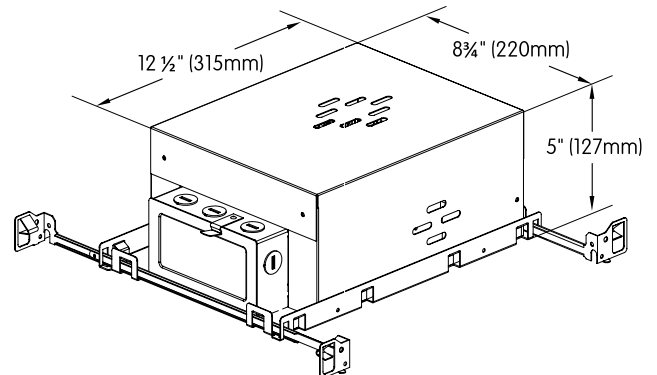
Delivered Lumen Output

Output	Consumption	CRI 80			CRI 90		
		2700K	3000K	4000K	2700 K	3000 K	4000 K
S	9W	896lm	944lm	984lm	796lm	944lm	832lm
H	13 W	1200lm	1268lm	1320lm	1000lm	1064lm	1120lm

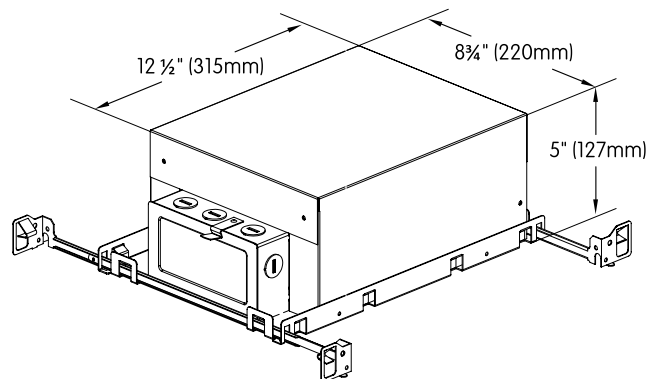
NON-IC HOUSING



IC HOUSING



AIRTIGHT IC HOUSING



WARRANTY: 5 year limited on LED and driver. See website for details
LABELS:

 ETL tested to UL standards 1598, Dry/Damp listings

IC/Airtight, compliant. Chicago Plenum Available

 CE Certified

 CCC Certified to GB7000

Notes:

* Denotes Delivered Output at 4,000°K CRI+80

¹ Denotes output specific to Dim-to-Warm feature.

² Dim-to-Warm only available in CRI +90.

Check with Factory for Lead-times.

Bold Lighting reserves the right to make technical changes without notice.

Bold Lighting

Atlanta, Georgia, USA

www.boldlighting.us

e: info@boldlighting.us t: +1-833-BOLD-1-US +1-833-265-3187