CORE 200 CX
SCONCE

PROJECT

Job _____

Type _____

Part # _____

Notes

SPECIFICATIONS

Source	Xicato XTM LED module - up to 2000 lumens
CCT	2700K, 3000K, 3500K or 4000K
Color Consistency	1x2 SDCM (MacAdam) along BBL, CCT +/- 40K to 70K, Duv +/- .001
CRI (Ra)	83 or 98
Driver / Location	Included / Remote mount or deep canopy options
Dimming	0-10V or phase dimming to 10% standard; DALI, DMX and 1% dimming available
Input Voltage	100 to 277VAC, phase dimmable versions are 120VAC only
Power	Up to 24 watts max, depending on LED module / driver
Reflector	20˚, 40˚ or 60˚ or reflector baffle - field replaceable without tools
Material	CNC machined aluminum with stainless steel hardware
Finish	Powder coat - TGIC polyester for exterior and interior use
Weight	3.25 lb. [1.5 kg], ADA Compliant Version 2.9 lb. [1.3 kg]
Location	Listed for Wet & Damp locations
Approvals	ETL Listed to UL 1598, 2108, 8750 and CSA C22.2# 9 & #250.0
L80 Life	> 50,000 hours at 80% lumen maintenance based on IESNA LM-80-08
Warranty	Lifetime Limited Warranty - see warranty for details
IES Files	LM-79-08 IES files available
Modifications	Any modification or customization is possible - consult factory



LED · INDOOR OUTDOOR · WET LOCATION · DIMMABLE · LIGHTSOURCE BY XICATO® · TITLE 24 COMPLIANT · ETL LISTED Intertek

ORDERING LOGIC

Model	Driver Location	Dimming	Mounting Location	Output	CRI *	C.C.T.	Reflector	Cutout	Color: Shell	Color: Heat Sink	Options
C2CS -			-					-		-	
	R=Remote	**N**=None	**D**=Damp	**07**=700 lm	**83**=83	**27**=2700K	**20**=20°	**R**=Round	**XX**	**XX**	**ADA**=ADA Compliant
	D=Deep Canopy	**P**=Phase	**W**=Wet	**10**=950 lm	**98**=98 *	**30**=3000K	**40**=40°	**S**=Square	(see chart on page 4)		
		V=0-10V		**13**=1300 lm		**35**=3500K	**60**=60°	**D**=Dual			
		Z=Other		**20**=2000 lm		**40**=4000K	**BF**=Baffle**	**Z**=Custom			
									ZZ=Custom		

* 98 CRI not available in 2000 lm

** Not available with wet location

Example Part Number: **C2CS-RND-13832720-RS3A6**

CORE **2**00 **C**X **S**conce **- R**emote Driver, **N**o Dimming, **D**amp Location **- 13**00 lm, **83** CRI, **27**00K, **20**° Reflector **- R**ound Cutout, **S3** Red Shell, **A6** Black Heatsink

CORE 200 CX
SCONCE

DIMENSIONS

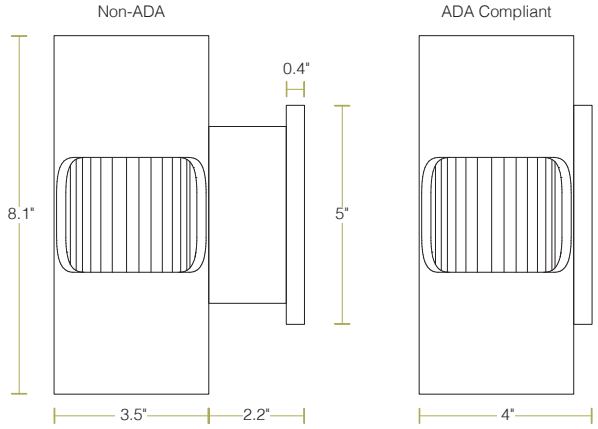

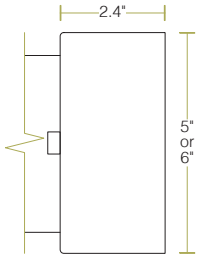

Optional deep canopy
for canopy mounted LED drivers
Order Code = **D**
Diameter depends on LED driver size

All canopies fit standard 3.5" and 4" round and octagonal junction boxes

Standard shallow caopies have hidden mounting hardware
Optional deep canopies have matching finish nuts

Not to scale, dimensions are nominal
Consult factory for CAD drawings

LED OPTIONS

Reflector Option	LES[1]	CRI	LED Specifications Lumens[2, 3, 4]	Wattage[5] (W)	Efficacy[6] (lm/W)
20°, 40° & 60°	19mm	Ra = 83 ± 3	700	5.6	129
			950	8.2	118
			1300	11.7	111
			2000	19.5	102
		Ra = 98 R9 ≥ 90 R15 ≥ 95	700	7.4	97
			950	10.9	89
			1300	15.6	83

1 LES: Light Emitting Surface diameter
2 ±10%
3 Source lumens - see photometrics on page 3 for LOR to calculate delivered lumens
4 Higher lumen outputs are available in CORE / QUBE 300 and 400 series
5 Maximum luminaire wattage including LED driver = LED wattage x 1.2
6 Higher efficacies are available via lower drive currents - consult factory

CONTROL OPTIONS

Standard LED Drivers* (included in base price)	Order Code **V** = 0-10V dimming to 10%
	Order Code **P** = Phase dimming to 10% Compatible with both forward and reverse phase dimmers
Optional LED Drivers*	eldoLED 0-10V, DALI, or DMX dimming to 0%
	Lutron Hi-lume™ A-series, EcoSystem or forward phase dimming to 1%
	Lutron Hi-lume™ 5-series, EcoSystem dimming to 5%

* All LED drivers must be mounted in a deep canopy or remote
* Standard LED drivers are suitable for Wet Location
* Optional LED drivers are suitable for Damp Location
* For EM applications:
  All LED drivers may be used with 3rd party inverter style systems

CUTOUT OPTIONS

Round
Order Code = **R**

Square
Order Code = **S**

Dual
Order Code = **D**

Custom
Order Code = **Z**

CORE 200 CX
SCONCE

ALW

PHOTOMETRICS

LM-79-08 IES files available

Beam Angle	Order Code	Intensity Plot (cd) (1300lm)	Polar Plot (cd) (1300lm)	Cone Diagram (1300lm)	Description
20°	**20**	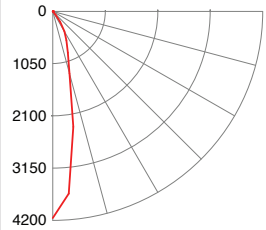	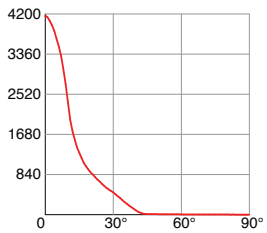	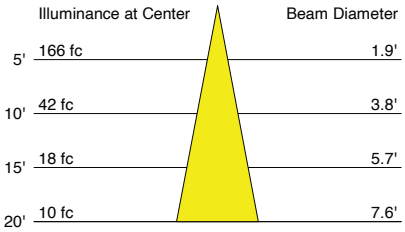	CBCP = 3195 cd/klm Beam Angle = 21° Field Angle = 63° LOR = 89.4% Beam = full width @ 50% Field = full width @ 90%
40°	**40**	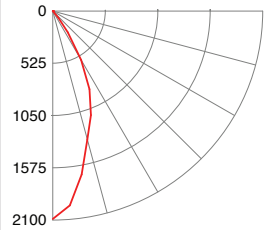	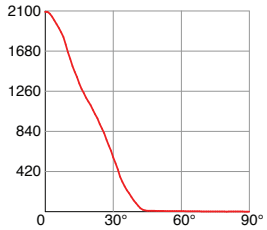	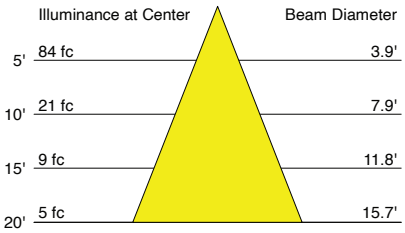	CBCP = 1607 cd/klm Beam Angle = 43° Field Angle = 73° LOR = 88.7% Beam = full width @ 50% Field = full width @ 90%
60°	**60**	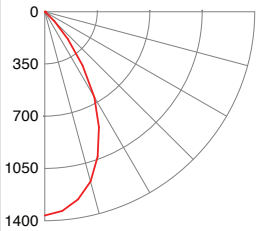	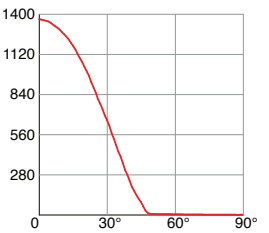	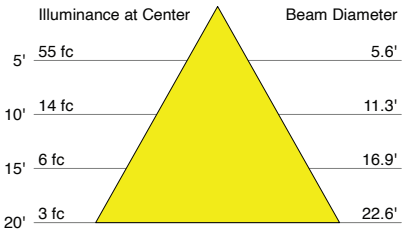	CBCP = 1050 cd/klm Beam Angle = 59° Field Angle = 86° LOR = 85.2% Beam = full width @ 50% Field = full width @ 90%
Reflector Baffle	**BF**	The Reflector Baffle replaces the standard reflector. 50% of the luminaire's output is reflected back up into the fixture to uplight the visible heat sink. Remaining output is a soft, wide distribution. Easy twist-lock installation.		**Beam Shaping Options** Add the order code shown below to the options box at the end of the part number: Order Code — Description **-HL** Honeycomb Louver **-DF** Diffusion Lens **-SF** Satin finish on any standard reflector **-LS** Linear Spread Lens (60° x 1°) **-WW** Wall Wash Lens (shifts beam 20° from vertical)	

CORE 200 CX
SCONCE

COLOR OPTIONS

Basic Powder Coat

GW Gloss White

SW Satin White
AW Antimicrobial option

TW Textured Matte White

TB Textured Matte Black

Satin Anodized Effect Powder Coat

CS Clear Silver

OB Oil-Rubbed Bronze

DB Dark Bronze

SB Satin Black

Metallic Powder Coat

SG Silver Gray

CG Charcoal Gray

CU Copper

BR Brass

Gloss Powder Coat (80-95% Gloss)

GO Orange (RAL 2003)

GR Red (RAL 3020)

GM Magenta (RAL 4010)

GB Blue (RAL 5015)

Aluminum

BA Brushed Aluminum
Cost adder applies.

Special Order

RAL _ _ _ _
Most RAL Classic Colors (80-95% Gloss) are available for powder coat - consult ALW. Minimum setup fee applies.
See: alwusa.com/finishes for more information

CAT _ _ _ _
The complete range of powder coat colors from the Tiger Drylac and TCI catalogs are available - consult ALW. Minimum setup fee applies.

Custom

CCM _ _ _ _
Custom powder coat color matching is available - consult ALW.
Premium setup fee applies.

Printed or on-screen colors are only approximations - consult actual Color Chip Set before specifying

Note: An individual setup fee will apply to each unique Special Order/Custom Finish per purchase order.
(ex: RAL 5023 and RAL 2008 are specified for multiple line items on a purchase orer. 2x setup fees will apply)