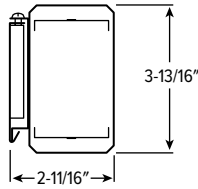


AX2WUD PoE 2" Wall Mount Architectural Up/Down



CATALOG #: _____

TYPE: _____

PROJECT: _____

FEATURES

- Sleek, linear, ADA Compliant design incorporates clean lines and slim styling
- Deliver scalable, data-driven smart buildings with Platformatics PoE-enabled fixtures and controls
- Sleek, slim architectural design provides direct or indirect light
- Slightly wrapped lens creates glowing edge and smooth illumination
- Attractive source of direct or indirect lighting for use in offices, hallways, conference rooms and medical facilities
- Made Right Here® in the USA



ORDERING EXAMPLE: AX2WUD - 4 - P25U/P25D/835 - S - OPTIONS - POE PR

ORDERING INFO

SERIES	LENGTH	LUMEN PACKAGE (EXAMPLE: P25U/P25D/835)				FIXTURE TYPE	
		LUMENS ^[4]	U or D	CRI	CCT	F Feeder unit ^[1]	J Joiner unit ^[2]
AX2WUD	4 4'	Specify lumen packages: U for Uplight and D for Downlight					
	8 8'	4'	U Uplight	8 80	27	2700K	S Stand-alone unit ^[3]
		P25 2,500lm	D Downlight	9 90 ^[5]	30	3000K	
		8'			35	3500K	
		P51 5,100lm			40	4000K	
					50	5000K	

SPECIFICATIONS

- HOUSING – Extruded aluminum.
- SHIELDING – Frosted acrylic lens.
- FINISH – Matte, smooth silver sparkle (ALUM) standard. All other colors default to textured finish. Polyester powder coat bonded to phosphate-free, multi-stage pretreated metal. All parts painted after fabrication to facilitate installation, increase efficiency, and inhibit corrosion.
- ELECTRICAL – High-quality mid-power LED board. L70 > 60,000 hours per IES TM-21. Low-voltage DC fixture, to be fed by Class 2 power supply.
- MOUNTING – Wall
- LISTINGS –
 - cCSAus certified as luminaire suitable for dry or damp locations.
 - ADA Compliant
 - Complies with the Buy American Act and other federal regulations. Request certification at hew.com/baa.
- WARRANTY – 5-year limited warranty, see hew.com/warranty.

OPTIONS

See page 3 for FINISH OPTIONS

CONTROL^[6]

POE PR Power over Ethernet, Platformatics-ready

SYSTEM REQUIREMENTS

- PoE-ready luminaires are connected to building power systems through network integration and require other components for complete PoE lighting system
- For additional PoE info, see hew.com/poe
- Consult factory for design support



NOTES

- Two end plates, field installed.
- No end plates.
- Two end plates installed.
- Lumen output based on 80 CRI, 3500 CCT. Actual lumens may vary +/-5%. See page 2 for FIXTURE PERFORMANCE DATA.
- Extended lead times may apply. Consult factory for availability.
- See page 3 for NODE CONNECTION DETAILS. For additional PoE info, see hew.com/poe.



AX2WUD PoE 2" Wall Mount Architectural Up/Down

FIXTURE PERFORMANCE DATA

UP OR DOWNLIGHT

	LED PACKAGE	LUMENS	WATTAGE	EFFICACY (LM/W)
4	P25	2515	25	101
8	P51 ¹	5114	49	104

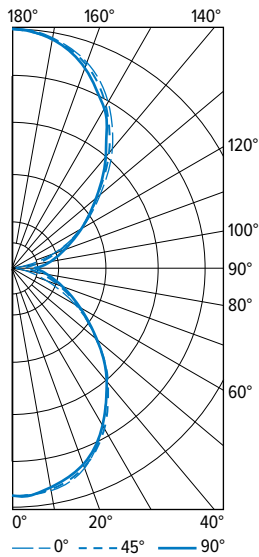
- ¹ Fixture contains two nodes; one power drop per node required.
- Photometrics tested in accordance with IESNA LM-79. Results shown are based on 25°C ambient temperature.
- Wattage shown is average for 120V through 277 V input
- Results based on 3500K, 80 CRI, actual lumens may vary +/- 5%
- Use multiplier table to calculate additional options.
- Fixture performance is the same for up and downlight.

MULTIPLIER TABLE

		COLOR TEMPERATURE	
		CCT	CONVERSION FACTOR
80 CRI		2700K	0.97
		3000K	0.99
		3500K	1.00
		4000K	1.03
		5000K	1.06
90 CRI		2700K	0.80
		3000K	0.82
		3500K	0.83
		4000K	0.86
		5000K	0.89

PHOTOMETRY

AX2WUD-4-P25U/P25D/835-S Total Luminaire Output: 5030 lumens; 50 Watts | Efficacy: 101 lm/W | 80 CRI; 3500K CCT

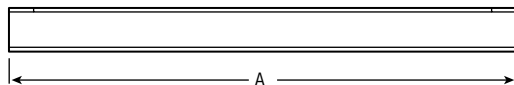


VERTICAL ANGLE	HORIZONTAL ANGLE			ZONAL LUMENS
	0°	45°	90°	
0	987	987	987	
5	1001	979	972	93
15	956	946	937	266
25	861	849	842	392
35	712	714	702	444
45	542	547	540	422
55	372	394	390	350
65	219	256	269	252
75	95	145	176	154
85	23	71	110	80
90	5	49	91	
95	33	86	135	93
105	135	164	198	176
115	263	273	285	274
125	420	406	412	368
135	583	563	547	437
145	749	727	713	456
155	885	871	852	402
165	982	977	967	275
175	1028	1031	1022	97
180	1033	1033	1033	

LUMEN SUMMARY	ZONE	LUMENS	% FIXTURE
	0 - 30	751	15
	0 - 40	1195	24
	0 - 60	1967	39
	0 - 90	2452	49
	90 - 120	543	11
	90 - 150	1804	36
	90 - 180	2579	51
	0 - 180	5030	100

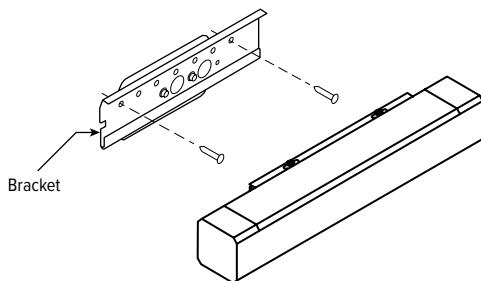
MOUNTING DETAILS

SIDE VIEW

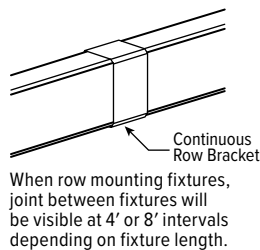


NOMINAL LENGTH	ACTUAL LENGTH (A)
4'	48-1/16"
8'	91-1/8"

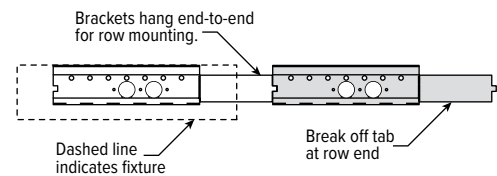
MOUNTING



CONTINUOUS ROW FIXTURES



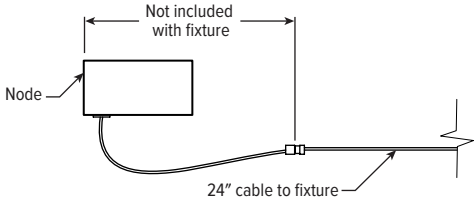
ROW MOUNTING




AX2WUD PoE 2" Wall Mount Architectural Up/Down

NODE CONNECTION DETAILS

Includes 24" cable with 4-position mating connector for Platformatics POE-LN2 node. See node spec sheet for details: platformatics.com/product/poe-ln2



FINISH OPTIONS



For custom color, please specify RAL code or a manufacturer code with description. All custom colors other than RAL require two sample swatches, minimum 1" square.

