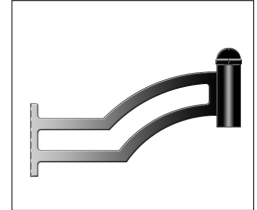


# SLA2 – Contemporary Arms

TYPE



SLA2

1. ARM

2. COLOR

## 1. ARM

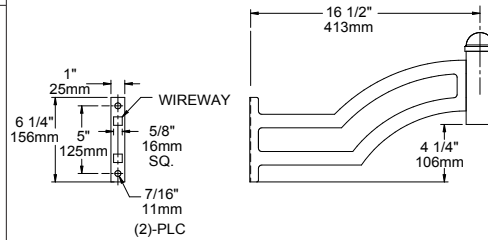
SLA2-U (Bolts to pole. Weight: 6 lbs. EPA: .30) Mount up

SLA2-D (Bolts to pole. Weight: 6 lbs. EPA: .30) Mount down

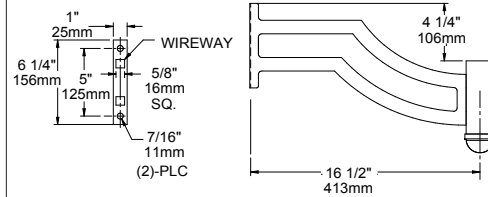
## 2. COLOR

WH Arctic White	MDB Bronze Metallic
BL Black	VBU Verde Blue
BLT Matte Black	CRT Corten
DB Dark Bronze	MAL Matte Aluminum
DGN Dark Green	MG Medium Grey
TT Titanium	AGN Antique Green
WDB Weathered Bronze	LG Light Grey
	RAL Premium Color
	CUSTOM ** Contact Factory

## DIMENSIONS



SLA2-D (4" pole)



SLA2-U (4" pole)

## SPECIFICATIONS

The arm shall be cast aluminum with an internal wireway. The arm shall be prewired with a quick connector for easy installation.

The arm shall bolt to a 4"/100mm diameter pole.

JOB \_\_\_\_\_  
 TYPE \_\_\_\_\_  
 NOTES \_\_\_\_\_



ARCHITECTURAL AREA LIGHTING  
 16555 East Gale Ave. | City of Industry | CA 91745  
 P 626.968.5666 | F 626.369.2695 | www.aal.net  
 Copyright © 2012 | REV 6.12