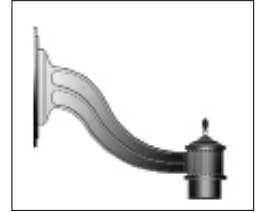


# TRA6U/TRA6D– Period Pole Mount Arms

TYPE



TRA6D

1. ARM

2. COLOR

## 1. ARM

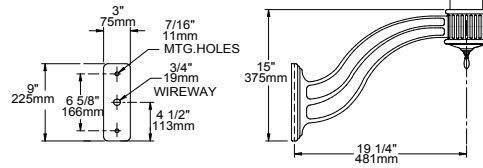
TRA6U (Mount up. Weight: 9 lbs. EPA: .62)

TRA6D (Mount down. Weight: 9 lbs. EPA: .62)

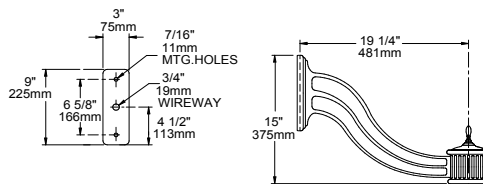
## 2. COLOR

WH Arctic White	MDB Bronze Metallic
BL Black	VBU Verde Blue
BLT Matte Black	CRT Corten
DB Dark Bronze	MAL Matte Aluminum
DGN Dark Green	MG Medium Grey
TT Titanium	AGN Antique Green
WDB Weathered Bronze	LG Light Grey
	RAL Premium Color
	CUSTOM * * Contact Factory

## DIMENSIONS



TRA6U (4" or 5" pole)



TRA6D (4" or 5" pole)

## SPECIFICATIONS

The arm shall be one piece cast aluminum construction. The arm shall be prewired with a quick connector for easy installation.

The arm shall have a cast aluminum fitter welded to the top of the arm(s) for attaching the fixture. The fixture shall be mounted with three stainless steel bolts through the top of the arm fitter into the fixture. The attachment point shall have a silicone pad for sealing the fixture to arm connection.

The arm shall bolt to a 4"/100mm O.D. pole.

*Note: Fixture type and mounting orientation will determine size of arm tail.*

JOB \_\_\_\_\_

TYPE \_\_\_\_\_

NOTES \_\_\_\_\_

\_\_\_\_\_

