

UCM2-LK

LED UPGRADE KIT

DATE: _____ LOCATION: _____
 TYPE: _____ PROJECT: _____
 CATALOG #: _____

FEATURES

- Reliable, uniform, glare free illumination
- Types II, III, IV, V and custom distributions
- 3000K, 4000K, 5000K CCT
- 0-10V dimming ready
- Integral surge suppression
- 15 standard powder coat finishes
- Upgrade Kits



CONTROL TECHNOLOGY

wiSCAPE™

SPECIFICATIONS

CONSTRUCTION

- All internal and external hardware are stainless steel
- Luminaire finish consists of a five stage pretreatment regimen with a polymer primer sealer, oven dry off, and top coated with a thermoset super TGIC polyester powder coat finish.
- Optical bezel finish matches the luminaire housing

LED/OPTICS

- Molded silicone gasket ensures a weather-proof seal around each individual LED
- Features revolutionary individual LED optical control based on high performance TIR optical designs
- House Side Shield is available on Standard and Clear Lens options except any Type 5 distribution. House Side Shield is not available for any distribution using a Diffused Lens

INSTALLATION

- Fixtures must be grounded in accordance with national, state and/or local electrical codes. Failure to do so may result in serious personal injury.

UNIVERSE®



Universe Medium LED Deck

RELATED PRODUCTS

[UCL2](#)

[UCL2-LK](#)

[UCS](#)

[UCB](#)

ELECTRICAL

- Luminaires shall have integral surge protection that shall be U.L. recognized and have a surge current rating of 10,000 Amps using the industry standard 8/20uSec wave and surge rating of 372J
- Drivers shall be U.L. recognized with an inrush current maximum of <20.0 Amps maximum at 230VAC
- Drivers shall not be compatible with current sourcing dimmers, consult factory for current list of known compatible dimming systems, approved dimmers include Lutron Diva AVTV, Lutron Nova NFTV and NTFTV

CERTIFICATIONS

- ETL listed under UL 1598 and CSA C22.2 No. 250.0-08 for wet locations

WARRANTY

- See [HLI Standard Warranty](#) for additional information

HOUSING

UCM2-LK		LED Quantity		Lumen output		CCT/CRI		Distribution		Finish	
UCM2-LK	Universe Medium Upgrade Kit	36L	36 LED	260	260mA, 4000 Lumens	5K7	5000K, 70 CRI	1	Type I	AGN	Antique Green
				325	450mA Microcore Crossover	4K7	4000K, 70 CRI	2	Type II	BL	Black
				420	420mA, 6000 Lumens	3K7	3000K, 70 CRI	3	Type III	BLT	Matte Black
				460	700mA Microcore Crossover	AMB	Amber-595nm Peak ¹	4W	Type IV Wide	CRT	Corton
				615	615mA, 9000 Lumens			5Q	Type V Square	DB	Dark Bronze
								5W	Type V Wide	DGN	Dark Green
										GT	Graphite
										LG	Light Gray
										MAL	Matte Aluminum
										MDB	Metallic Bronze
										MG	Medium Gray
										TT	Titanium
										VBU	Verde Blue
										WDB	Weathered Blue
										WH	White
										CC	Custom Color ⁴

Optional Lens		Options		Voltage	
CL	Clear Lens	HS	House Side Shield ³	UNV	120-277V
DL	Diffused Lens ²	SLC	Solid Lens Cover		
		SF	Single Fuse (120, 277, 347)		
		DF	Double Fuse (208, 240, 480)		

Notes:

- 1 Wild life friendly
- 2 Diffused Lens is available only with T3 and T5W distribution
- 3 House side Shield is available only with T1, T2, T3 and T4W distributions
- 4 Consult factory

CONTROLS

wiSCAPE™:

Supports remote management, monitoring and metering of outdoor wireless lighting applications such as smart campuses, smart cities, parking lots, parking lots and roadways.



wiSCAPE Reference									
wiSCAPE Option	Sensor	Networkable	Scheduling	Occupancy	Daylight Harvesting	0-10V Dimming	On/off Control	Bluetooth App Programming	Commissioning
Networked – Wireless									
WIR	WIR-RMI-IO	Yes	Yes	No	Yes	Yes	Yes	wiSCAPE Gateway	On-site
WIRSC	WIR-RMI-IO with Motion Sensor	Yes	Yes	Yes	Yes	Yes	Yes	wiSCAPE Gateway	On-site

DELIVERED LUMENS

The table below shows the delivered lumens for the various lumen outputs and beam distributions. Use this chart in connection with the lumen factor (LF) capability to deliver any output required.

LED #	Drive Current	Lumen Package	Lens	Distribution	3000K 70CRI				4000K 70CRI				5000K 70CRI						
					Lumen	Bug Rating			Efficacy (Lm/W)	Lumen	Bug Rating			Efficacy (Lm/W)	Lumen	Bug Rating			Efficacy (Lm/W)
36	260	4000	None	1	4100	1	0	1	130.1	4176	1	0	1	132.5	4354	1	0	1	138.5
				2	3788	1	0	1	120.2	3859	1	0	1	122.4	4023	1	0	1	127.9
				3	3708	1	0	1	114.6	3777	1	0	1	117.7	3938	1	0	1	125.4
				4W	3749	1	0	2	119.0	3819	1	0	2	121.2	3982	1	0	2	127.1
				1-HS	2316	0	0	0	73.5	2359	0	0	0	74.9	2460	0	0	0	78.4
				2-HS	2023	0	0	1	64.2	2061	0	0	1	65.4	2149	0	0	1	68.6
				3-HS	1981	0	0	1	62.9	2018	0	0	1	64.0	2104	0	0	1	67.0
				4W-HS	2044	0	0	1	64.9	2082	0	0	1	66.1	2171	0	0	1	69.2
				5Q	3936	2	0	1	124.9	4009	2	0	1	127.2	4180	2	0	1	133.4
				5W	3822	3	0	1	121.3	3893	3	0	1	123.5	4059	3	0	1	129.6
			Clear	1-CL	3769	0	0	1	119.6	3839	0	0	1	121.8	4002	1	0	1	127.0
				2-CL	3482	1	0	1	110.5	3547	1	0	1	112.5	3698	1	0	1	117.3
				3-CL	3409	1	0	1	108.1	3472	1	0	1	110.2	3620	1	0	1	115.5
				4W-CL	3447	1	0	2	109.3	3511	1	0	2	111.4	3660	1	0	2	116.1
				1-CL-HS	2129	0	0	0	67.6	2169	0	0	0	68.8	2261	0	0	0	71.7
				2-CL-HS	1860	0	0	1	59.0	1895	0	0	1	60.1	1975	0	0	1	62.7
				3-CL-HS	1821	0	0	1	57.8	1855	0	0	1	58.9	1934	0	0	1	61.4
				4W-CL-HS	1879	0	0	1	59.6	1914	0	0	0	60.7	1996	0	0	1	63.3
			Diffused	5Q-CL	3618	2	0	1	114.8	3685	2	0	1	116.9	3842	2	0	1	121.9
				5W-CL	3513	2	0	1	111.5	3579	2	0	1	113.5	3731	2	0	1	118.4
Diffused	3-DL	2943	1	0	1	93.4	2998	1	0	1	95.1	3126	1	0	1	99.3			
	5W-DL	3020	1	0	1	95.8	3076	1	0	1	97.6	3207	1	0	1	101.9			

DELIVERED LUMENS CONTINUED

The table below shows the delivered lumens for the various lumen outputs and beam distributions. Use this chart in connection with the lumen factor (LF) capability to deliver any output required.

LED #	Drive Current	Lumen Package	Lens	Distribution	3000K 70CRI				4000K 70CRI				5000K 70CRI							
					Lumen	Bug Rating			Efficacy (Lm/W)	Lumen	Bug Rating			Efficacy (Lm/W)	Lumen	Bug Rating			Efficacy (Lm/W)	
36	325	450mA Microcore Crossover	None	1	4999	1	0	1	125.0	5092	1	0	1	127.3	5309	1	0	1	132.7	
				2	4619	1	0	1	115.5	4705	1	0	1	117.6	4906	1	0	1	122.6	
				3	4522	1	0	2	113.0	4606	1	0	2	115.1	4802	1	0	2	120.1	
				4W	4572	1	0	2	114.3	4657	1	0	2	116.4	4856	1	0	2	121.4	
				1-HS	2825	0	0	0	70.6	2877	0	0	0	71.9	3000	0	0	0	75.0	
				2-HS	2467	0	0	1	61.7	2513	0	0	1	62.8	2620	0	0	1	65.5	
				3-HS	2416	0	0	1	60.4	2461	0	0	1	61.5	2566	0	0	1	64.1	
				4W-HS	2493	0	0	1	62.3	2539	0	0	1	63.5	2647	0	0	1	66.2	
				5Q	4799	2	0	1	120.0	4889	2	0	1	122.2	5097	2	0	1	127.4	
			5W	4660	3	0	1	116.5	4747	3	0	1	118.7	4950	3	0	1	123.7		
			Clear	1-CL	4595	1	0	1	114.9	4681	1	0	1	117.0	4881	1	0	1	122.0	
				2-CL	4246	1	0	1	106.2	4325	1	0	1	108.1	4510	1	0	1	112.7	
				3-CL	4156	1	0	1	103.9	4234	1	0	1	105.8	4414	1	0	1	110.4	
				4W-CL	4203	1	0	2	105.1	4281	1	0	2	107.0	4464	1	0	2	111.6	
				1-CL-HS	2596	0	0	0	64.9	2645	0	0	0	66.1	2757	0	0	0	68.9	
				2-CL-HS	2268	0	0	1	56.7	2310	0	0	1	57.8	2409	0	0	1	60.2	
				3-CL-HS	2221	0	0	1	55.5	2262	0	0	1	56.6	2358	0	0	1	59.0	
				4W-CL-HS	2291	0	0	1	57.3	2334	0	0	1	58.4	2434	0	0	1	60.8	
	5Q-CL	4412		2	0	1	110.3	4494	2	0	1	112.3	4685	2	0	1	117.1			
	5W-CL	4284	3	0	1	107.1	4364	3	0	1	109.1	4550	3	0	1	113.7				
	Diffused	3-DL	3581	1	0	1	89.5	3647	1	0	1	91.2	3803	1	0	1	95.1			
		5W-DL	3691	1	0	1	92.3	3760	1	0	1	94.0	3920	2	0	1	98.0			
	420	6000		None	1	6298	1	0	1	126.4	6416	1	0	1	128.8	6689	1	0	1	134.3
					2	5820	1	0	1	116.8	5928	1	0	1	119.0	6181	1	0	1	124.1
					3	5697	1	0	2	114.3	5803	1	0	2	116.5	6050	1	0	2	121.4
					4W	5760	1	0	3	115.6	5867	1	0	3	117.8	6118	1	0	3	122.8
					1-HS	3559	0	0	0	71.4	3625	0	0	0	72.8	3779	0	0	0	75.9
					2-HS	3109	0	0	1	62.4	3167	0	0	1	63.6	3302	0	0	1	66.3
					3-HS	3044	0	0	1	61.1	3100	0	0	1	62.2	3232	0	0	1	64.9
					4W-HS	3141	0	0	1	63.0	3199	0	0	1	64.2	3335	0	0	1	66.9
					5Q	6047	2	0	1	121.4	6159	2	0	1	123.6	6422	3	0	1	128.9
				5W	5872	3	0	1	117.9	5981	3	0	1	120.1	6236	3	0	1	125.2	
				Clear	1-CL	5790	1	0	1	116.2	5898	1	0	1	118.4	6149	1	0	1	123.4
					2-CL	5350	1	0	1	107.4	5449	1	0	1	109.4	5681	1	0	1	114.0
					3-CL	5237	1	0	2	105.1	5334	1	0	2	107.1	5561	1	0	2	111.6
					4W-CL	5295	1	0	3	106.3	5394	1	0	3	108.3	5624	1	0	3	112.9
1-CL-HS					3271	0	0	0	65.7	3332	0	0	0	66.9	3474	0	0	0	69.7	
2-CL-HS					2858	0	0	1	57.4	2911	0	0	1	58.4	3035	0	0	1	60.9	
3-CL-HS					2798	0	0	1	56.2	2850	0	0	1	57.2	2971	0	0	1	59.6	
4W-CL-HS					2887	0	0	1	57.9	2941	0	0	1	59.0	3066	0	0	1	61.5	
5Q-CL	5558	2	0		1	111.6	5662	2	0	1	113.6	5903	2	0	1	118.5				
5W-CL	5398	3	0	1	108.3	5498	3	0	1	110.4	5732	3	0	1	115.1					
Diffused	3-DL	4511	1	0	1	90.6	4595	1	0	1	92.3	4791	1	0	1	96.2				
	5W-DL	4562	2	0	1	91.6	4647	2	0	1	93.3	4845	2	0	1	97.3				

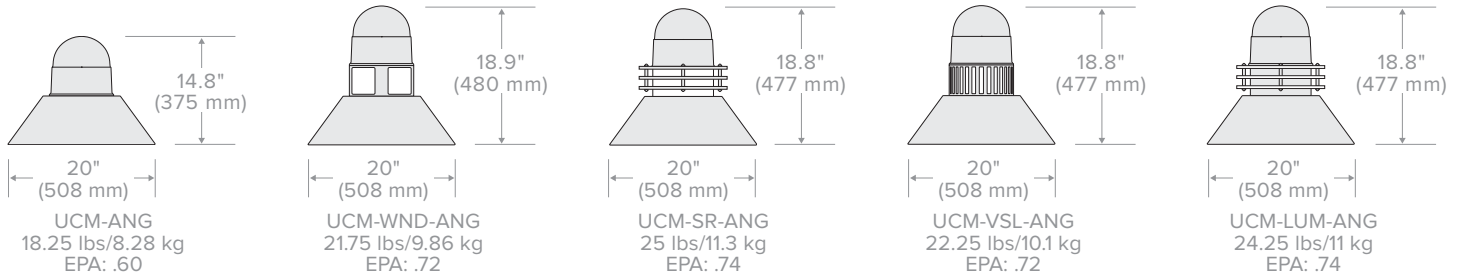
DELIVERED LUMENS CONTINUED

The table below shows the delivered lumens for the various lumen outputs and beam distributions. Use this chart in connection with the lumen factor (LF) capability to deliver any output required.

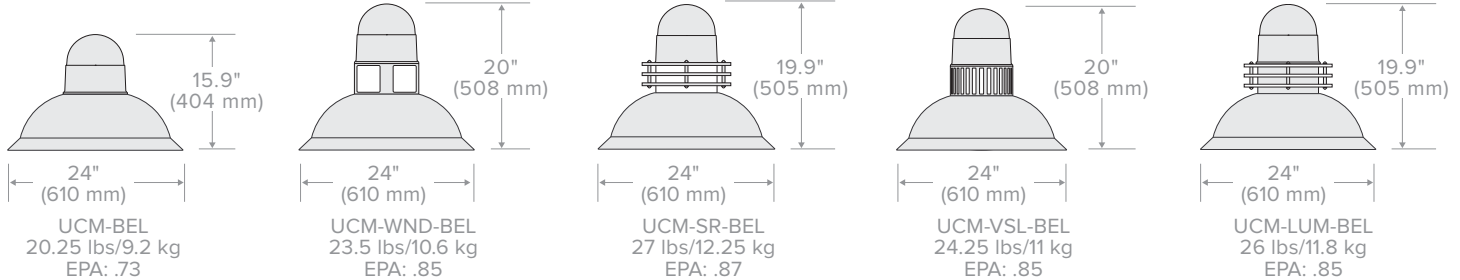
LED #	Drive Current	Lumen Package	Lens	Distribution	3000K 70CRI				4000K 70CRI				5000K 70CRI							
					Lumen	Bug Rating			Efficacy (Lm/W)	Lumen	Bug Rating			Efficacy (Lm/W)	Lumen	Bug Rating			Efficacy (Lm/W)	
36	460	700mA Microcore Crossover	None	1	6811	1	0	1	124.1	6937	1	0	1	126.4	7233	1	0	1	131.8	
				2	6293	1	0	2	114.6	6410	1	0	2	116.8	6683	1	0	2	121.7	
				3	6160	1	0	2	112.2	6275	1	0	2	114.3	6542	1	0	2	119.2	
				4W	6229	1	0	3	113.5	6345	1	0	3	115.6	6615	1	0	3	120.5	
				1-HS	3848	0	0	0	70.1	3920	0	0	0	71.4	4087	0	0	0	74.4	
				2-HS	3362	0	0	1	61.2	3424	0	0	1	62.4	3570	0	0	1	65.0	
				3-HS	3291	0	0	1	59.9	3352	0	0	1	61.1	3495	0	0	1	63.7	
				4W-HS	3396	0	0	1	61.9	3459	0	0	1	63.0	3607	0	0	1	65.7	
				5Q	6538	3	0	1	119.1	6660	3	0	1	121.3	6944	3	0	1	126.5	
			Clear	5W	6349	3	0	1	115.6	6467	3	0	1	117.8	6743	3	0	1	122.8	
				1-CL	6261	1	0	1	114.0	6377	1	0	1	116.2	6649	1	0	1	121.1	
				2-CL	5785	1	0	1	105.4	5892	1	0	1	107.3	6144	1	0	1	111.9	
				3-CL	5662	1	0	2	103.1	5768	1	0	2	105.1	6014	1	0	2	109.5	
				4W-CL	5726	1	0	3	104.3	5832	1	0	3	106.2	6081	1	0	3	110.8	
				1-CL-HS	3537	0	0	0	64.4	3603	0	0	0	65.6	3757	0	0	0	68.4	
				2-CL-HS	3090	0	0	1	56.3	3148	0	0	1	57.3	3282	0	0	1	59.8	
				3-CL-HS	3025	0	0	1	55.1	3082	0	0	1	56.1	3213	0	0	1	58.5	
				4W-CL-HS	3122	0	0	1	56.9	3180	0	0	1	57.9	3315	0	0	1	60.4	
	Diffused	5Q-CL	6010	2	0	1	109.5	6122	2	0	1	111.5	6383	3	0	1	116.3			
		5W-CL	5836	3	0	1	106.3	5945	3	0	1	108.3	6199	3	0	1	112.9			
		3-DL	4878	1	0	1	88.9	4969	1	0	1	90.5	5181	1	0	1	94.4			
		5W-DL	5028	2	0	1	91.6	5122	2	0	1	93.3	5340	2	0	1	97.3			
		615	9000	None	1	8791	1	0	1	122.8	8954	1	0	1	125.1	9336	1	0	1	130.4
					2	8122	1	0	2	113.5	8274	1	0	2	115.6	8626	1	0	2	120.5
					3	7951	1	0	2	111.1	8099	1	0	2	113.1	8444	1	0	2	117.9
					4W	8040	1	0	3	112.3	8189	1	0	3	114.4	8538	1	0	3	119.3
					1-HS	4967	0	0	0	69.4	5059	0	0	0	70.7	5275	0	0	0	73.7
	2-HS				4339	0	0	1	60.6	4420	0	0	1	61.7	4608	0	0	1	64.4	
	3-HS				4248	0	0	1	59.3	4327	0	0	1	60.4	4511	0	0	1	63.0	
	4W-HS				4383	0	0	2	61.2	4465	0	0	2	62.4	4655	0	0	2	65.0	
	5Q				8439	3	0	1	117.9	8596	3	0	1	120.1	8963	3	0	1	125.2	
	Clear			5W	8195	3	0	2	114.5	8348	3	0	2	116.6	8703	3	0	2	121.6	
				1-CL	8081	1	0	1	112.9	8231	1	0	1	115.0	8582	1	0	1	119.9	
				2-CL	7467	1	0	2	104.3	7605	1	0	2	106.2	7930	1	0	2	110.8	
				3-CL	7309	1	0	2	102.1	7445	1	0	2	104.0	7762	1	0	2	108.4	
				4W-CL	7390	1	0	3	103.2	7528	1	0	3	105.2	7849	1	0	3	109.6	
1-CL-HS				4566	0	0	0	63.8	4651	0	0	0	65.0	4849	0	0	0	67.7		
2-CL-HS				3988	0	0	1	55.7	4063	0	0	1	56.7	4236	0	0	1	59.2		
3-CL-HS				3905	0	0	1	54.5	3978	0	0	1	55.6	4147	0	0	1	57.9		
4W-CL-HS				4029	0	0	2	56.3	4104	0	0	2	57.3	4279	0	0	2	59.8		
Diffused	5Q-CL	7758	3	0	1	108.4	7902	3	0	1	110.4	8239	3	0	1	115.1				
	5W-CL	7533	3	0	2	105.2	7674	3	0	2	107.2	8001	3	0	2	111.8				
	3-DL	6297	2	0	1	87.9	6414	2	0	2	89.6	6687	2	0	2	93.4				
				5W-DL	6490	2	0	1	90.6	6611	2	0	1	92.3	6893	2	0	1	96.3	

DIMENSIONS

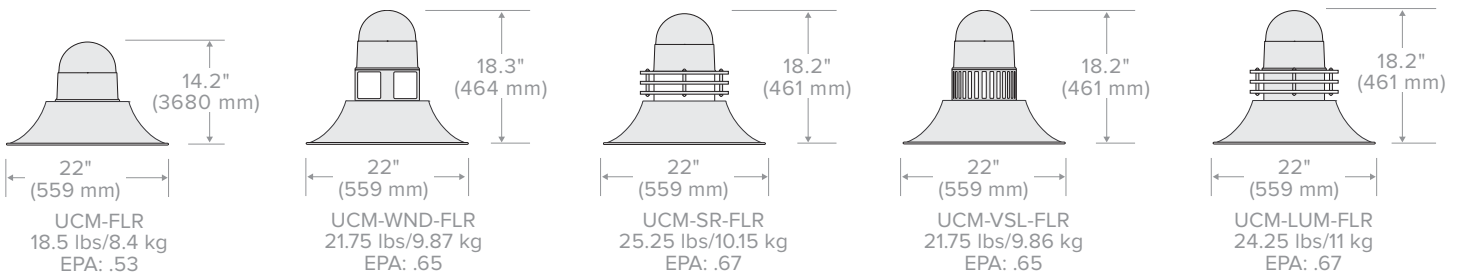
ANGLED HOOD CONFIGURATION



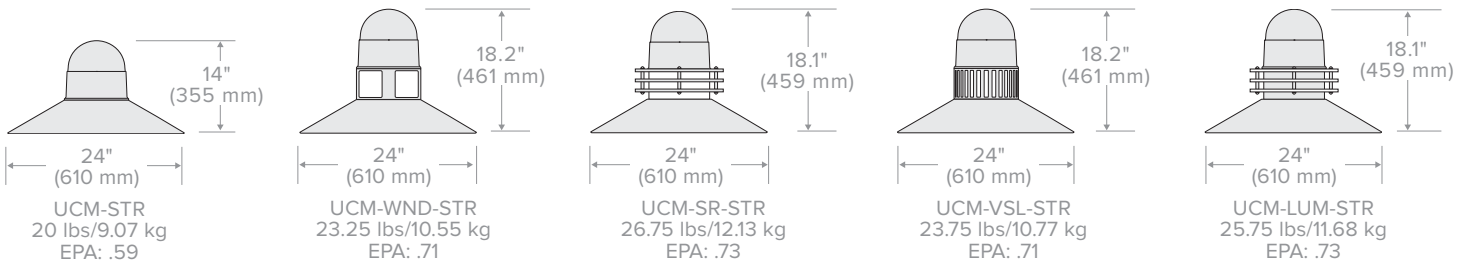
BELL HOOD CONFIGURATION



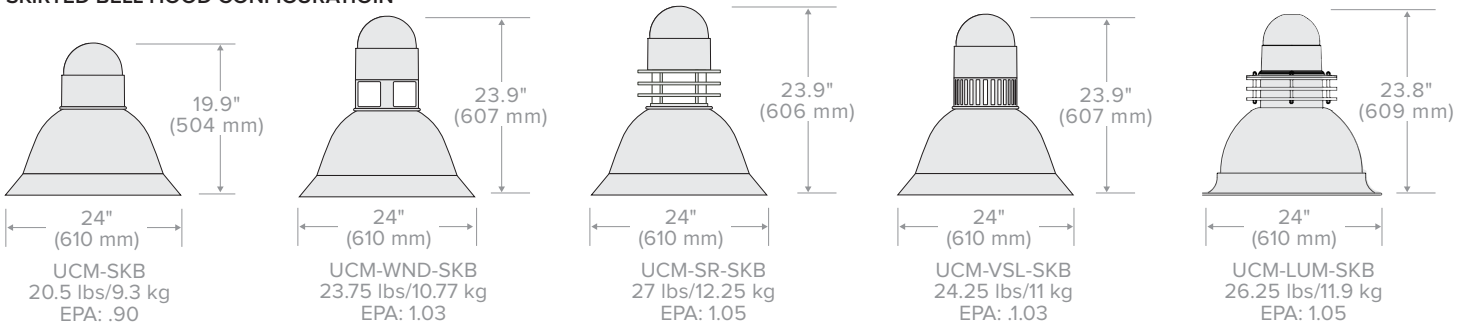
FLARE HOOD CONFIGURATION



STRAIGHT HOOD CONFIGURATION



SKIRTED BELL HOOD CONFIGURATION



PHOTOMETRY

UCM2-ANG-36L-615-4K7-1

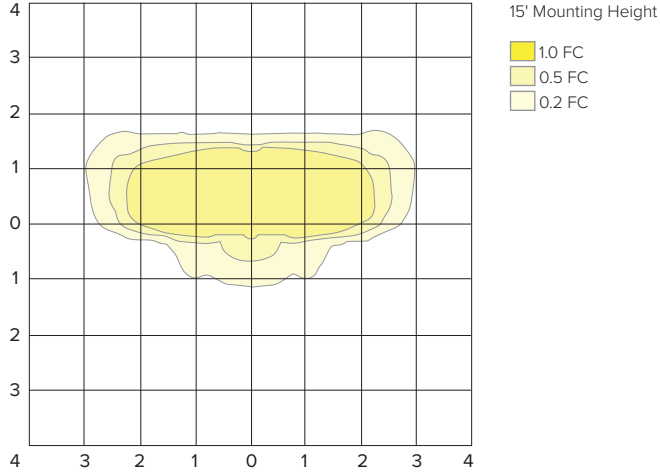
LUMINAIRE DATA

Description	4000 Kelvin, 70CRI
Delivered Lumens	8954
Watts	71.59
Efficacy	125.1
IES Type	I
BUG Rating	B1-U0-G1
Mounting Height	15 ft
Grid Scale	15 ft

ZONAL LUMEN SUMMARY

Zone	Lumens	% Luminaire
Downward Street Side	8046	90%
Downward House Side	908	10%
Downward Total	8954	100%
Upward Street Side	0	0%
Upward House Side	0	0%
Upward Total	0	0%
Total Flux	8954	100%

ISOFOOT CANDLE PLOT



UCM2-ANG-36L-615-4K7-2

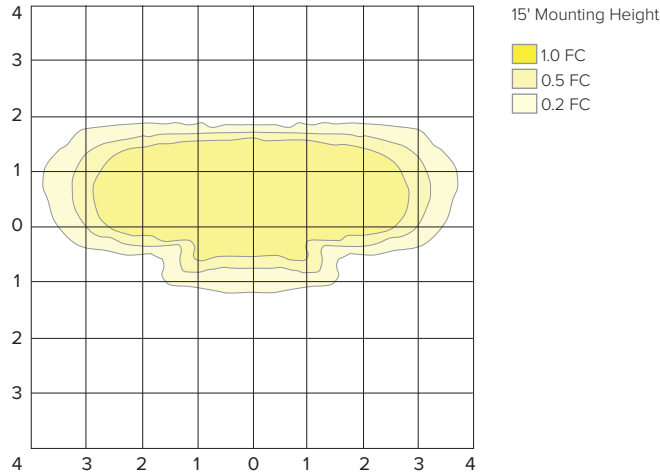
LUMINAIRE DATA

Description	4000 Kelvin, 70CRI
Delivered Lumens	8274
Watts	71.59
Efficacy	115.6
IES Type	II
BUG Rating	B1-U0-G2
Mounting Height	15 ft
Grid Scale	15 ft

ZONAL LUMEN SUMMARY

Zone	Lumens	% Luminaire
Downward Street Side	6942	84%
Downward House Side	1332	16%
Downward Total	8274	100%
Upward Street Side	0	0%
Upward House Side	0	0%
Upward Total	0	0%
Total Flux	8274	100%

ISOFOOT CANDLE PLOT



UCM2-ANG-36L-615-4K7-3

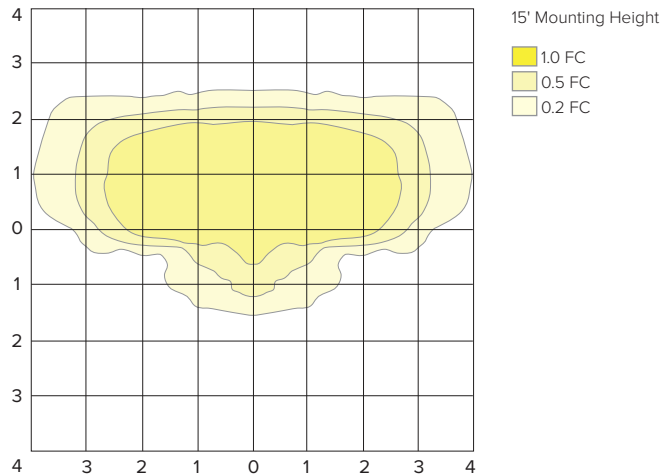
LUMINAIRE DATA

Description	4000 Kelvin, 70CRI
Delivered Lumens	8099
Watts	71.59
Efficacy	113.1
IES Type	III
BUG Rating	B1-U0-G2
Mounting Height	15 ft
Grid Scale	15 ft

ZONAL LUMEN SUMMARY

Zone	Lumens	% Luminaire
Downward Street Side	6800	84%
Downward House Side	1299	16%
Downward Total	8099	100%
Upward Street Side	0	0%
Upward House Side	0	0%
Upward Total	0	0%
Total Flux	8099	100%

ISOFOOT CANDLE PLOT



PHOTOMETRY

UCM2-ANG-36L-615-4K7-4W

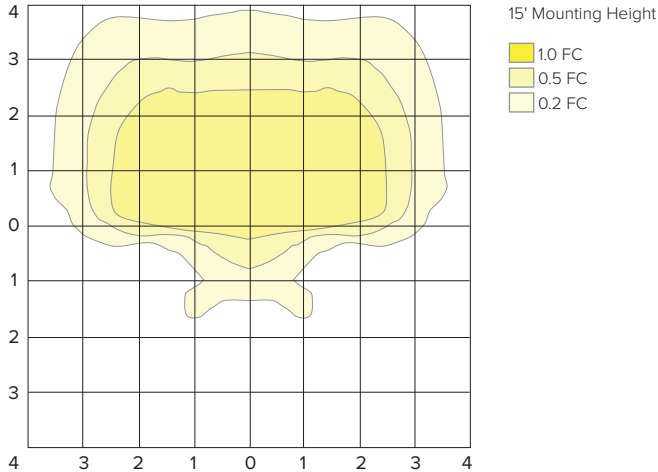
LUMINAIRE DATA

Description	4000 Kelvin, 70CRI
Delivered Lumens	8189
Watts	71.6
Efficacy	114.4
IES Type	IV Wide
BUG Rating	B1-U0-G3
Mounting Height	15 ft
Grid Scale	15 ft

ZONAL LUMEN SUMMARY

Zone	Lumens	% Luminaire
Downward Street Side	7339	90%
Downward House Side	850	10%
Downward Total	8189	100%
Upward Street Side	0	0%
Upward House Side	0	0%
Upward Total	0	0%
Total Flux	8189	100%

ISOFOOT CANDLE PLOT



UCM2-ANG-36L-615-4K7-5Q

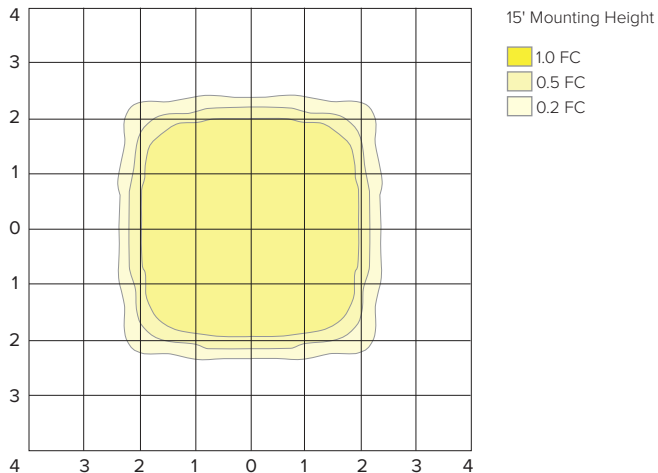
LUMINAIRE DATA

Description	4000 Kelvin, 70CRI
Delivered Lumens	8596
Watts	71.6
Efficacy	120.1
IES Type	VS
BUG Rating	B3-U0-G1
Mounting Height	15 ft
Grid Scale	15 ft

ZONAL LUMEN SUMMARY

Zone	Lumens	% Luminaire
Downward Street Side	4298	50%
Downward House Side	4298	50%
Downward Total	8596	100%
Upward Street Side	0	0%
Upward House Side	0	0%
Upward Total	0	0%
Total Flux	8596	100%

ISOFOOT CANDLE PLOT



UCM2-ANG-36L-615-4K7-5W

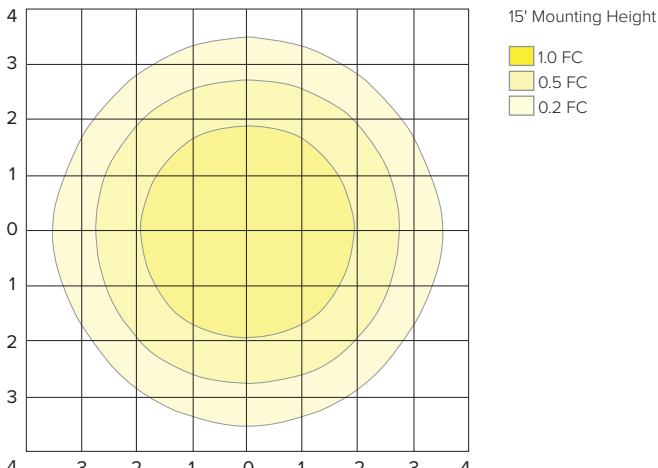
LUMINAIRE DATA

Description	4000 Kelvin, 70CRI
Delivered Lumens	8348
Watts	71.6
Efficacy	116.6
IES Type	VS
BUG Rating	B3-U0-G2
Mounting Height	15 ft
Grid Scale	15 ft

ZONAL LUMEN SUMMARY

Zone	Lumens	% Luminaire
Downward Street Side	4174	50%
Downward House Side	4174	50%
Downward Total	8348	100%
Upward Street Side	0	0%
Upward House Side	0	0%
Upward Total	0	0%
Total Flux	8348	100%

ISOFOOT CANDLE PLOT



PHOTOMETRY

UCM2-ANG-36L-615-4K7-1

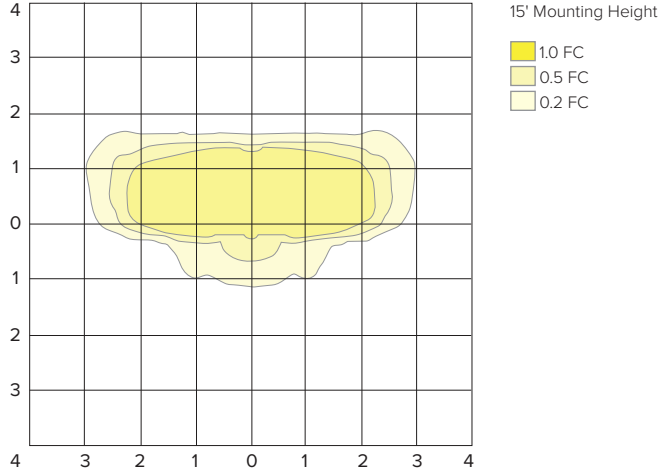
LUMINAIRE DATA

Description	4000 Kelvin, 70CRI
Delivered Lumens	8954
Watts	71.59
Efficacy	125.1
IES Type	I
BUG Rating	B1-U0-G1
Mounting Height	15 ft
Grid Scale	15 ft

ZONAL LUMEN SUMMARY

Zone	Lumens	% Luminaire
Downward Street Side	8046	90%
Downward House Side	908	10%
Downward Total	8954	100%
Upward Street Side	0	0%
Upward House Side	0	0%
Upward Total	0	0%
Total Flux	8954	100%

ISOFOOT CANDLE PLOT



UCM2-ANG-36L-615-4K7-2

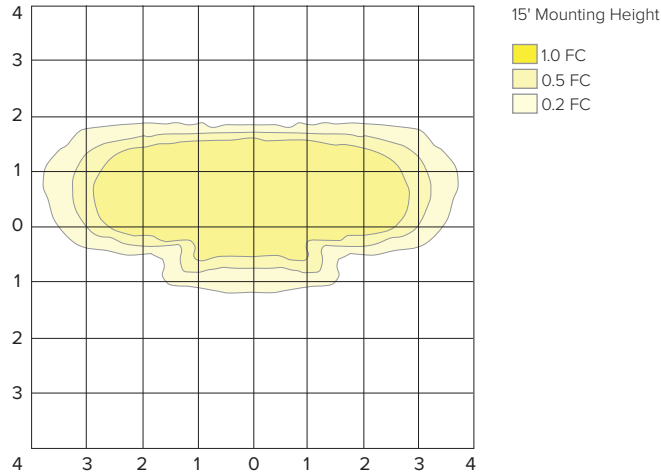
LUMINAIRE DATA

Description	4000 Kelvin, 70CRI
Delivered Lumens	8274
Watts	71.59
Efficacy	115.6
IES Type	II
BUG Rating	B1-U0-G2
Mounting Height	15 ft
Grid Scale	15 ft

ZONAL LUMEN SUMMARY

Zone	Lumens	% Luminaire
Downward Street Side	6942	84%
Downward House Side	1332	16%
Downward Total	8274	100%
Upward Street Side	0	0%
Upward House Side	0	0%
Upward Total	0	0%
Total Flux	8274	100%

ISOFOOT CANDLE PLOT



UCM2-ANG-36L-615-4K7-3

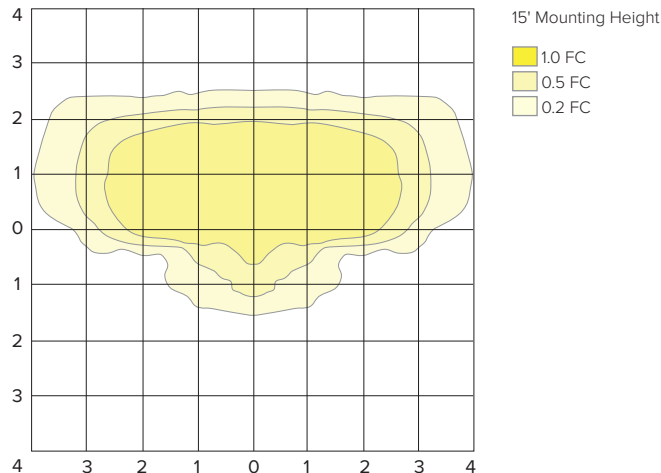
LUMINAIRE DATA

Description	4000 Kelvin, 70CRI
Delivered Lumens	8099
Watts	71.59
Efficacy	113.1
IES Type	III
BUG Rating	B1-U0-G2
Mounting Height	15 ft
Grid Scale	15 ft

ZONAL LUMEN SUMMARY

Zone	Lumens	% Luminaire
Downward Street Side	6800	84%
Downward House Side	1299	16%
Downward Total	8099	100%
Upward Street Side	0	0%
Upward House Side	0	0%
Upward Total	0	0%
Total Flux	8099	100%

ISOFOOT CANDLE PLOT



PHOTOMETRY

UCM2-ANG-36L-615-4K7-4W

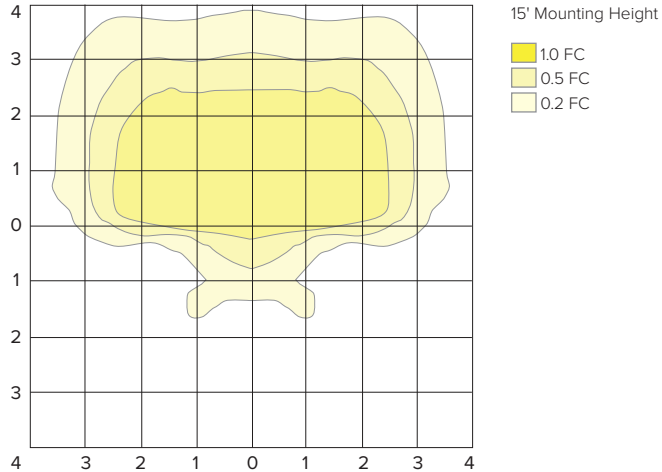
LUMINAIRE DATA

Description	4000 Kelvin, 70CRI
Delivered Lumens	8189
Watts	71.6
Efficacy	114.4
IES Type	IV Wide
BUG Rating	B1-U0-G3
Mounting Height	15 ft
Grid Scale	15 ft

ZONAL LUMEN SUMMARY

Zone	Lumens	% Luminaire
Downward Street Side	7339	90%
Downward House Side	850	10%
Downward Total	8189	100%
Upward Street Side	0	0%
Upward House Side	0	0%
Upward Total	0	0%
Total Flux	8189	100%

ISOFOOT CANDLE PLOT



UCM2-ANG-36L-615-4K7-5Q

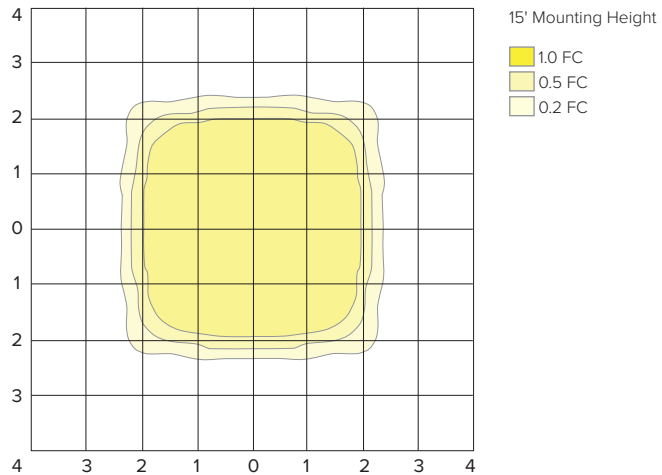
LUMINAIRE DATA

Description	4000 Kelvin, 70CRI
Delivered Lumens	8596
Watts	71.6
Efficacy	120.1
IES Type	VS
BUG Rating	B3-U0-G1
Mounting Height	15 ft
Grid Scale	15 ft

ZONAL LUMEN SUMMARY

Zone	Lumens	% Luminaire
Downward Street Side	4298	50%
Downward House Side	4298	50%
Downward Total	8596	100%
Upward Street Side	0	0%
Upward House Side	0	0%
Upward Total	0	0%
Total Flux	8596	100%

ISOFOOT CANDLE PLOT



UCM2-ANG-36L-615-4K7-5W

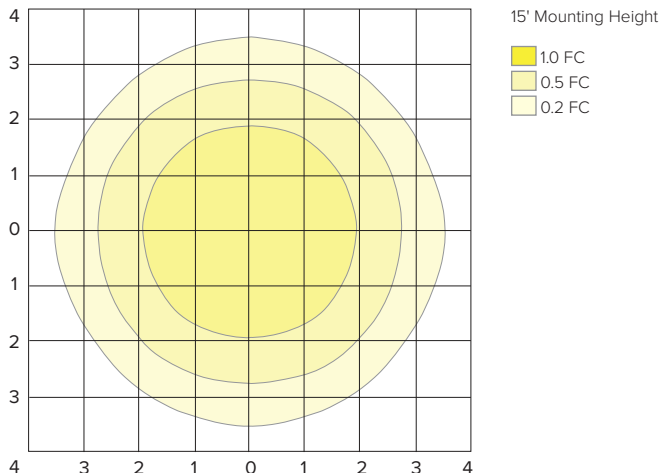
LUMINAIRE DATA

Description	4000 Kelvin, 70CRI
Delivered Lumens	8348
Watts	71.6
Efficacy	116.6
IES Type	VS
BUG Rating	B3-U0-G2
Mounting Height	15 ft
Grid Scale	15 ft

ZONAL LUMEN SUMMARY

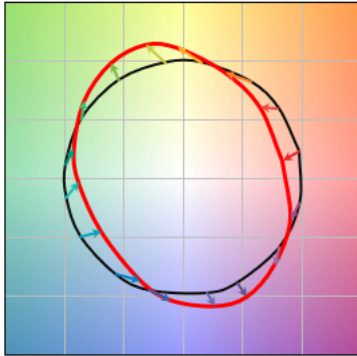
Zone	Lumens	% Luminaire
Downward Street Side	4174	50%
Downward House Side	4174	50%
Downward Total	8348	100%
Upward Street Side	0	0%
Upward House Side	0	0%
Upward Total	0	0%
Total Flux	8348	100%

ISOFOOT CANDLE PLOT



TM-30 DATA

COLOR VECTOR GRAPHIC

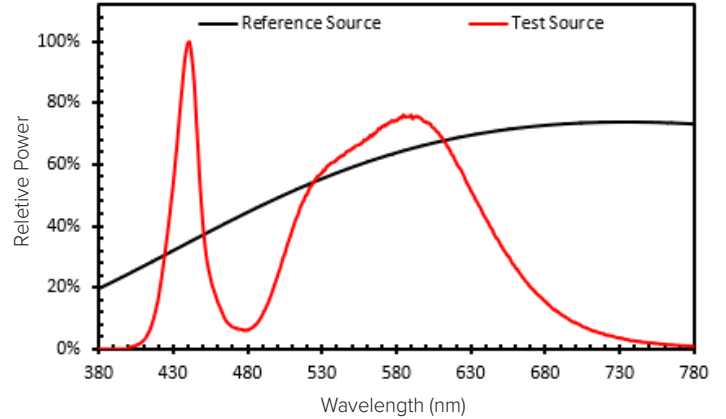


— Reference Illuminant — Test Source

TEST SOURCE

MBM TEST RESULTS	
CCT (K)	3947
CIE Ra	72
Duv	0.0004
x	0.3831
y	0.3793
Rf	68
Rg	99

SPECTRAL POWER DISTRIBUTION COMPARISON



ELECTRICAL DATA

Light Engine	Electrical										Dimming						
	System Current	System Watts	Line Voltage		Amps AC						Min. Power Factor	Max THD (%)	Dimming Range	Source current out of 0-10V		Absolute voltage range on 0-10V (+)	
			VAC	HZ	120	208	240	277	347	480				Min	Max	Min	Max
36L	260 mA	31.52	120-480	50/60	0.26	0.15	0.13	0.11	0.09	0.07	>0.9	20	10% to 100%	0mA	1mA	0V	10V
	325 mA	40			0.33	0.19	0.17	0.14	0.12	0.08							
	420 mA	49.82			0.42	0.24	0.21	0.18	0.14	0.10							
	460 mA	54.9			0.46	0.26	0.23	0.20	0.16	0.11							
	615 mA	71.6			0.60	0.34	0.30	0.26	0.21	0.15							

TM-21 LIFETIME CALCULATION - PROJECTED LUMEN MAINTENANCE (25°C / 77°F)						
HOURS	0	25,000	36,000	50,000	100,000	REPORTED L70
Projected Lumen Maintenance	100%	98.0%	96.9%	95.4%	90.5%	> 60,000

ADDITIONAL INFORMATION

PHOTOCELL / EGRESS ADAPTERS

- Adapter(s) shall slip over a 4"/100mm DIA. pole with the luminaire or arm slipping over the adapter to add a total of 4.5"/114mm to the overall height. Adapter(s) shall be prewired, independently rotatable 359°, and have a cast access cover with an integral lens and lanyard.
- Photocell adapter shall include an internal twist lock receptacle. Photocell by others.
- Egress adapter shall require an auxiliary 120 volt supply for operation of an integral MR16 lamp in the event of emergency. The lamp may be aimed and locked into position with an adjustment range of 15°-45°. Adapter shall have a socket that accepts miniature bi-pin MR16 lamps up to 50 watts, lamp by others.