

# RSA-B-CEAK SERIES POLES

ROUND STRAIGHT ALUMINUM

Cat.#

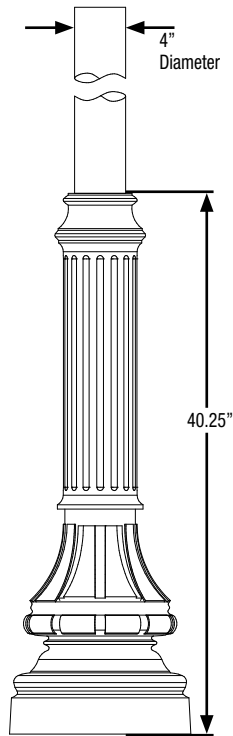
Job

Type



**BEACON**  
design . performance . technology

Approvals



### APPLICATIONS

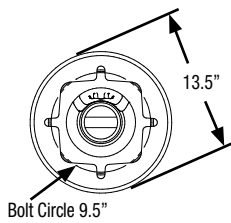
- Lighting installations for side and top mounting of luminaires with effective projected area (EPA) not exceeding maximum allowable loading of the specified pole in its installed geographic location

### CONSTRUCTION

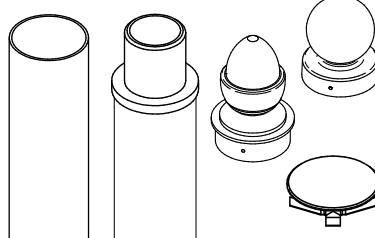
- **SHAFT:** One-piece straight aluminum with fluted or smooth cross section; Extruded shafts of 6061-T6 aluminum in 1/8", 3/16", or 1/4" thickness. Decorative base of 356 cast aluminum.
- **POLE CAP OR FINALS:** Cap or decorative finials available for side mounted luminaires. Open top or tenons provided for post top mounted luminaires.
- **HAND HOLE:** Hand hole provided in cast base; Mounting provisions for grounding lug located behind cover
- **ANCHOR BOLTS:** Four galvanized anchor bolts provided per pole with minimum yield of 55,000 psi (ASTM F1554). Galvanized hardware with two washers and two nuts per bolt for leveling

### FINISH

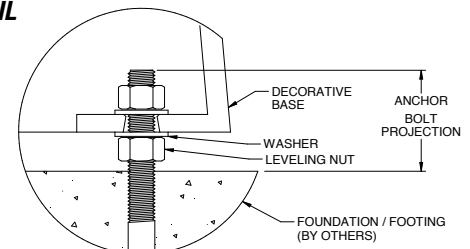
- Durable thermoset polyester powder coat paint finish with nominal 3.0 mil thickness
- Powder paint finish coat available in twelve standard colors; Custom colors available; RAL number preferable.



### TENONS & POLE CAPS



### BASE DETAIL

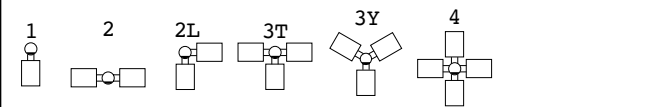


### ORDERING EXAMPLE:

**RSA-B-CEAK** - **S/F** - **16** - **40** - **A/B/C** - **2L** - **B3** - **DBT** - **VM2**

SERIES	STYLE	HEIGHT	SHAFT	THICKNESS	MOUNTING	FINISH	OPTIONS
<b>RSA-B-CEAK</b> Round Straight Aluminum Pole Beacon	<b>S</b> Smooth <b>F</b> Fluted	Reference page 2 Ordering matrix	Reference page 2 Ordering matrix	Reference page 2 Ordering matrix	<b>1</b> Single arm mount <b>2</b> Two fixtures at 180° <b>2L</b> Two fixtures at 90° <b>3T</b> Three fixtures at 90° <b>3Y</b> Three at 120° <b>4</b> Four fixtures at 90° <b>OT</b> Open top (includes pole cap) <b>TN3</b> Tenon 3 x 3 <b>TN4</b> Tenon 3 x 4 <b>CAP</b> Cap <b>ARC</b> Acorn Finial <b>BAL</b> Ball Finial	<b>BL</b> Black Textured <b>DB</b> Dark Bronze Textured <b>GT</b> Graphite Textured <b>GYS</b> Light Gray Smooth <b>PS</b> Platinum Silver Smooth <b>WH</b> White Textured <b>BBT</b> Basic Black Textured <b>BZT</b> Bronze Textured <b>CC</b> Custom Color	<b>GFI'</b> 20 Amp GFCI Receptacle and Cover <b>EHH'</b> Extra Handhole <b>C05'</b> .5" Coupling <b>C07'</b> .75" Coupling <b>C20'</b> 2" Coupling <b>VM2</b> 2nd mode vibration damper <b>LAB</b> Less Anchor Bolts

### MOUNTING ORIENTATION



### DRILL PATTERN

- B1** Cruzer, "AM" arm
- B3** 2 bolt (2-1/2" spacing), Viper "A" arm
- S2** 2 bolt (3-1/2" spacing), Viper "AD" arm

### ACCESSORIES- Order Separately

Catalog Number	Description
<b>VM2SXX</b>	2nd mode vibration damper

1 Specify option location using logic found on page 2 (Option Orientation)



Beacon Products • 2041 58th Avenue Circle East Bradenton, FL 34203 • Phone: 800-345-4928  
Due to our continued efforts to improve our products, product specifications are subject to change without notice.

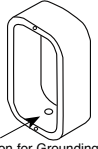

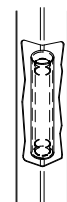
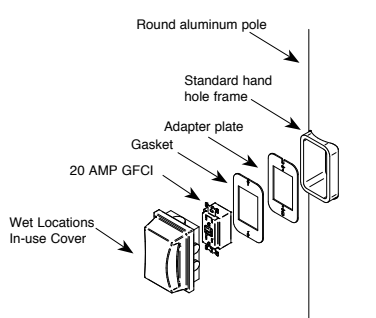


© 2019 BEACON PRODUCTS, All Rights Reserved • For more information visit our website: [www.beaconproducts.com](http://www.beaconproducts.com) • Printed in USA **RSA-B-CEAK POLES-SPEC** APRIL 15, 2019 11:33 AM

## ORDERING INFORMATION Cont.

Catalog Number	Height		Nominal Shaft Dimensions	Wall Thickness	Bolt Circle (suggested)	Bolt Square	Base Plate Size	Anchor Bolt Size	Bolt Projection	Pole weight (lbs)
	Feet	Meters								
RSA-B-CEAK-S-10-40-A	10	3.0	4" Round	0.125"	9.50"	6.72"	13-1/2" dia. X 40-1/4" Tall	5/8 x 24 x 3	3-1/4"	63
RSA-B-CEAK-S-12-40-A	12	3.7	4" Round	0.125"	9.50"	6.72"	13-1/2" dia. X 40-1/4" Tall	5/8 x 24 x 3	3-1/4"	66
RSA-B-CEAK-S-14-40-A	14	4.3	4" Round	0.125"	9.50"	6.72"	13-1/2" dia. X 40-1/4" Tall	5/8 x 24 x 3	3-1/4"	70
RSA-B-CEAK-S-16-40-A	16	4.9	4" Round	0.125"	9.50"	6.72"	13-1/2" dia. X 40-1/4" Tall	5/8 x 24 x 3	3-1/4"	74
RSA-B-CEAK-S-18-40-A	18	5.5	4" Round	0.125"	9.50"	6.72"	13-1/2" dia. X 40-1/4" Tall	5/8 x 24 x 3	3-1/4"	77
RSA-B-CEAK-S-20-40-A	20	6.1	4" Round	0.125"	9.50"	6.72"	13-1/2" dia. X 40-1/4" Tall	5/8 x 24 x 3	3-1/4"	81
RSA-B-CEAK-S-10-40-B	10	3.0	4" Round	0.188"	9.50"	6.72"	13-1/2" dia. X 40-1/4" Tall	5/8 x 24 x 3	3-1/4"	70
RSA-B-CEAK-S-12-40-B	12	3.7	4" Round	0.188"	9.50"	6.72"	13-1/2" dia. X 40-1/4" Tall	5/8 x 24 x 3	3-1/4"	75
RSA-B-CEAK-S-14-40-B	14	4.3	4" Round	0.188"	9.50"	6.72"	13-1/2" dia. X 40-1/4" Tall	5/8 x 24 x 3	3-1/4"	81
RSA-B-CEAK-S-16-40-B	16	4.9	4" Round	0.188"	9.50"	6.72"	13-1/2" dia. X 40-1/4" Tall	5/8 x 24 x 3	3-1/4"	86
RSA-B-CEAK-S-18-40-B	18	5.5	4" Round	0.188"	9.50"	6.72"	13-1/2" dia. X 40-1/4" Tall	5/8 x 24 x 3	3-1/4"	91
RSA-B-CEAK-S-20-40-B	20	6.1	4" Round	0.188"	9.50"	6.72"	13-1/2" dia. X 40-1/4" Tall	5/8 x 24 x 3	3-1/4"	97
RSA-B-CEAK-S-22-40-B	22	6.7	4" Round	0.188"	9.50"	6.72"	13-1/2" dia. X 40-1/4" Tall	5/8 x 24 x 3	3-1/4"	102
RSA-B-CEAK-S-24-40-B	24	7.3	4" Round	0.188"	9.50"	6.72"	13-1/2" dia. X 40-1/4" Tall	5/8 x 24 x 3	3-1/4"	NR
RSA-B-CEAK-S-10-40-C	10	3.0	4" Round	0.25"	9.50"	6.72"	13-1/2" dia. X 40-1/4" Tall	5/8 x 24 x 3	3-1/4"	77
RSA-B-CEAK-S-12-40-C	12	3.7	4" Round	0.25"	9.50"	6.72"	13-1/2" dia. X 40-1/4" Tall	5/8 x 24 x 3	3-1/4"	84
RSA-B-CEAK-S-14-40-C	14	4.3	4" Round	0.25"	9.50"	6.72"	13-1/2" dia. X 40-1/4" Tall	5/8 x 24 x 3	3-1/4"	91
RSA-B-CEAK-S-16-40-C	16	4.9	4" Round	0.25"	9.50"	6.72"	13-1/2" dia. X 40-1/4" Tall	5/8 x 24 x 3	3-1/4"	98
RSA-B-CEAK-S-18-40-C	18	5.5	4" Round	0.25"	9.50"	6.72"	13-1/2" dia. X 40-1/4" Tall	5/8 x 24 x 3	3-1/4"	105
RSA-B-CEAK-S-20-40-C	20	6.1	4" Round	0.25"	9.50"	6.72"	13-1/2" dia. X 40-1/4" Tall	5/8 x 24 x 3	3-1/4"	112
RSA-B-CEAK-S-22-40-C	22	6.7	4" Round	0.25"	9.50"	6.72"	13-1/2" dia. X 40-1/4" Tall	5/8 x 24 x 3	3-1/4"	119
RSA-B-CEAK-S-24-40-C	24	7.3	4" Round	0.25"	9.50"	6.72"	13-1/2" dia. X 40-1/4" Tall	5/8 x 24 x 3	3-1/4"	126
RSA-B-CEAK-F-10-40-B	10	3.0	4" Fluted	0.188"	9.50"	6.72"	13-1/2" dia. X 40-1/4" Tall	5/8 x 24 x 3	3-1/4"	72
RSA-B-CEAK-F-12-40-B	12	3.7	4" Fluted	0.188"	9.50"	6.72"	13-1/2" dia. X 40-1/4" Tall	5/8 x 24 x 3	3-1/4"	78
RSA-B-CEAK-F-14-40-B	14	4.3	4" Fluted	0.188"	9.50"	6.72"	13-1/2" dia. X 40-1/4" Tall	5/8 x 24 x 3	3-1/4"	83
RSA-B-CEAK-F-16-40-B	16	4.9	4" Fluted	0.188"	9.50"	6.72"	13-1/2" dia. X 40-1/4" Tall	5/8 x 24 x 3	3-1/4"	89
RSA-B-CEAK-F-18-40-B	18	5.5	4" Fluted	0.188"	9.50"	6.72"	13-1/2" dia. X 40-1/4" Tall	5/8 x 24 x 3	3-1/4"	95
RSA-B-CEAK-F-20-40-B	20	6.1	4" Fluted	0.188"	9.50"	6.72"	13-1/2" dia. X 40-1/4" Tall	5/8 x 24 x 3	3-1/4"	101
RSA-B-CEAK-F-22-40-B	22	6.7	4" Fluted	0.188"	9.50"	6.72"	13-1/2" dia. X 40-1/4" Tall	5/8 x 24 x 3	3-1/4"	106
RSA-B-CEAK-F-24-40-B	24	7.3	4" Fluted	0.188"	9.50"	6.72"	13-1/2" dia. X 40-1/4" Tall	5/8 x 24 x 3	3-1/4"	112

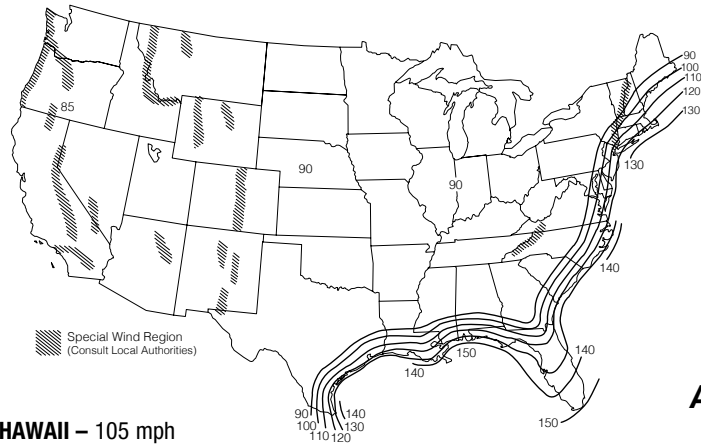
NOTE Factory supplied template must be used when setting anchor bolts. Hubbell Lighting will deny any claim for incorrect anchorage placement resulting from failure to use factory supplied template and anchor bolts.

<p><b>EHH - EXTRA HANDHOLE</b></p>  <p>Provision for Grounding</p>	<p><b>C05 - C07 - C20 - COUPLING</b></p>  <p>2" - 11.5 NPSC Threads 3/4" - 14 NPSC Threads 1/2" - 14 NPSC Threads</p>	<p><b>VM2 - VIBRATION DAMPER 2ND MODE</b></p>  <p>Factory installed, internal damper designed to alter pole resonance to reduce movement and material fatigue caused by 2nd mode vibration.</p>	<p><b>GFI - 20 AMP GFCI RECEPTACLE &amp; COVER</b></p>  <p>Round aluminum pole Standard hand hole frame Adapter plate Gasket 20 AMP GFCI Wet Locations In-use Cover</p>
<p><b>OPTION ORIENTATION</b></p> <p>Follow the logic below when ordering location specific options. For each option, include its orientation (in degrees) and its height (in feet). Example: Option C07 should be ordered as: <b>RSA-CEAK-F16-40B-TN3-DBT-C05-0-15</b> (.5" coupling on the handhole/arm side of pole, 15 feet up from the pole base) 1' spacing required between option. Consult factory for other configurations.</p>		<p><b>VM2SXX - VIBRATION DAMPER 2ND MODE</b></p> <p>Field installed, internal damper designed to alter pole resonance to reduce movement and material fatigue caused by 2nd mode vibration.</p> <p>VM2S08 - 8' VM2S12 - 12' VM2S16 - 16' VM2S20 - 20' VM2S24 - 24'</p>	

For more information about pole vibration and vibration dampers, please consult [http://cdn.spauldinglighting.com/content/products/literature/literature\\_files/Pole\\_Wind\\_Induced\\_Flyer\\_HL010022.pdf](http://cdn.spauldinglighting.com/content/products/literature/literature_files/Pole_Wind_Induced_Flyer_HL010022.pdf)  
Due to our continued efforts to improve our products, product specifications are subject to change without notice.



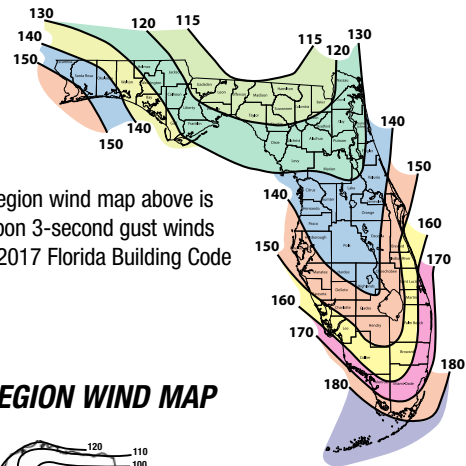
# ASCE7-05 WIND MAP



**HAWAII – 105 mph**  
**PUERTO RICO – 145 mph**

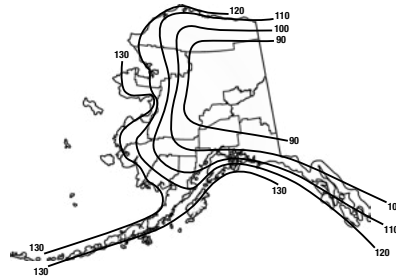
\*PRINTED WITH PERMISSION FROM ASCE

# FLORIDA REGION WIND MAP



- Florida region wind map above is based upon 3-second gust winds and the 2017 Florida Building Code

# ALASKA REGION WIND MAP



ASCE 7-05 wind map EPA Load Rating - 3 second gust wind speeds										
Catalog Number	85	90	100	105	110	120	130	140	145	150
RSA-B-CEAK-S-10-40-A	14.6	13.1	10.6	9.6	8.7	7.2	6.1	5.3	4.9	4.6
RSA-B-CEAK-S-12-40-A	10.5	9.4	7.5	6.7	6.0	4.9	4.1	3.5	3.3	3.0
RSA-B-CEAK-S-14-40-A	7.9	6.9	5.4	4.8	4.2	3.4	2.8	2.3	2.2	2.0
RSA-B-CEAK-S-16-40-A	6.0	5.2	3.9	3.4	2.9	2.2	1.8	1.4	1.3	1.2
RSA-B-CEAK-S-18-40-A	4.4	3.8	2.7	2.2	1.8	1.2	0.9	0.7	0.6	0.5
RSA-B-CEAK-S-20-40-A	3.2	2.6	1.6	1.3	0.9	NR	NR	NR	NR	NR
RSA-B-CEAK-S-10-40-B	21.4	19.2	15.7	14.2	12.9	10.8	9.3	8.0	7.4	6.9
RSA-B-CEAK-S-12-40-B	15.8	14.1	11.4	10.2	9.3	7.7	6.5	5.6	5.2	4.9
RSA-B-CEAK-S-14-40-B	12.1	10.7	8.5	7.6	6.8	5.6	4.7	4.0	3.7	3.5
RSA-B-CEAK-S-16-40-B	9.4	8.3	6.5	5.7	5.1	4.0	3.4	2.8	2.6	2.4
RSA-B-CEAK-S-18-40-B	7.3	6.4	4.9	4.2	3.7	2.8	2.3	1.9	1.7	1.6
RSA-B-CEAK-S-20-40-B	5.7	4.8	3.5	3.0	2.5	1.8	1.4	1.1	1.0	0.9
RSA-B-CEAK-S-22-40-B	4.3	3.6	2.4	1.9	1.5	0.9	0.6	NR	NR	NR
RSA-B-CEAK-S-24-40-B	3.2	2.5	1.5	1.1	0.7	NR	NR	NR	NR	NR
RSA-B-CEAK-S-10-40-C	25.0	24.7	20.2	18.3	16.7	14.1	12.0	10.4	9.7	9.1
RSA-B-CEAK-S-12-40-C	20.4	18.3	14.8	13.4	12.2	10.2	8.7	7.5	6.9	6.5
RSA-B-CEAK-S-14-40-C	15.8	14.1	11.3	10.2	9.2	7.6	6.4	5.5	5.1	4.8
RSA-B-CEAK-S-16-40-C	12.5	11.1	8.8	7.9	7.0	5.7	4.8	4.1	3.8	3.5
RSA-B-CEAK-S-18-40-C	9.9	8.8	6.8	6.0	5.3	4.2	3.5	2.9	2.7	2.5
RSA-B-CEAK-S-20-40-C	7.9	6.8	5.2	4.5	3.9	3.0	2.4	2.0	1.8	1.6
RSA-B-CEAK-S-22-40-C	6.2	5.3	3.9	3.3	2.7	2.0	1.5	1.2	1.1	0.9
RSA-B-CEAK-S-24-40-C	4.8	4.0	2.8	2.2	1.8	1.1	0.8	0.5	NR	NR
RSA-B-CEAK-F-10-40-B	21.3	19.1	15.6	14.1	12.8	10.7	9.0	7.6	7.1	6.5
RSA-B-CEAK-F-12-40-B	15.6	14.0	11.2	10.1	9.1	7.5	6.2	5.2	4.7	4.3
RSA-B-CEAK-F-14-40-B	11.9	10.6	8.4	7.5	6.7	5.4	4.3	3.5	3.1	2.8
RSA-B-CEAK-F-16-40-B	9.3	8.1	6.3	5.6	4.9	3.8	2.9	2.2	1.9	1.6
RSA-B-CEAK-F-18-40-B	7.1	6.2	4.6	4.0	3.4	2.5	1.8	1.1	0.9	0.6
RSA-B-CEAK-F-20-40-B	5.4	4.6	3.3	2.7	2.3	1.4	0.8	NR	NR	NR
RSA-B-CEAK-F-22-40-B	4.0	3.3	2.2	1.7	1.3	0.5	NR	NR	NR	NR
RSA-B-CEAK-F-24-40-B	2.9	2.3	1.2	0.8	NR	NR	NR	NR	NR	NR

Florida Building Code 2017 EPA Load Rating - 3 second gust wind speeds									
Catalog Number	115	120	130	140	150	160	170	180	180
RSA-B-CEAK-S-10-40-A	11.0	10.1	8.6	7.3	6.2	5.4	5.2	4.5	
RSA-B-CEAK-S-12-40-A	7.8	7.1	5.9	4.9	4.1	3.4	3.5	3.1	
RSA-B-CEAK-S-14-40-A	5.6	5.0	4.1	3.3	2.6	2.1	1.9	1.7	
RSA-B-CEAK-S-16-40-A	4.0	3.5	2.7	2.0	1.5	1.0	0.8	0.5	
RSA-B-CEAK-S-18-40-A	2.7	2.3	1.6	1.0	0.5	NR	NR	NR	
RSA-B-CEAK-S-20-40-A	1.6	1.2	0.6	NR	NR	NR	NR	NR	
RSA-B-CEAK-S-10-40-B	16.4	15.1	12.8	11.0	9.5	8.3	7.7	6.9	
RSA-B-CEAK-S-12-40-B	11.9	10.9	9.1	7.8	6.6	5.6	5.5	4.8	
RSA-B-CEAK-S-14-40-B	8.9	8.1	6.7	5.6	4.6	3.9	3.7	3.5	
RSA-B-CEAK-S-16-40-B	6.7	6.0	4.9	3.9	3.1	2.5	2.3	2.1	
RSA-B-CEAK-S-18-40-B	4.9	4.3	3.4	2.6	1.9	1.4	1.2	1.0	
RSA-B-CEAK-S-20-40-B	3.5	3.0	2.2	1.5	0.9	0.5	NR	NR	
RSA-B-CEAK-S-22-40-B	2.4	2.0	1.2	0.6	NR	NR	NR	NR	
RSA-B-CEAK-S-24-40-B	1.4	1.0	NR	NR	NR	NR	NR	NR	
RSA-B-CEAK-S-10-40-C	21.1	19.5	16.6	14.3	12.4	10.8	10.0	8.9	
RSA-B-CEAK-S-12-40-C	15.5	14.2	12.0	10.3	8.8	7.6	7.3	6.4	
RSA-B-CEAK-S-14-40-C	11.8	10.8	9.0	7.6	6.4	5.4	5.2	4.8	
RSA-B-CEAK-S-16-40-C	9.1	8.2	6.8	5.6	4.6	3.8	3.6	3.4	
RSA-B-CEAK-S-18-40-C	6.9	6.2	5.0	4.0	3.2	2.5	2.3	2.0	
RSA-B-CEAK-S-20-40-C	5.2	4.6	3.6	2.7	2.0	1.4	1.2	1.0	
RSA-B-CEAK-S-22-40-C	3.9	3.3	2.4	1.7	1.0	0.8	0.5	NR	
RSA-B-CEAK-S-24-40-C	2.7	2.2	1.4	0.7	0.2	NR	NR	NR	
RSA-B-CEAK-F-10-40-B	16.4	15.1	12.8	11.0	9.5	8.3	7.2	6.3	
RSA-B-CEAK-F-12-40-B	11.9	10.9	9.1	7.8	6.6	5.6	4.8	4.2	
RSA-B-CEAK-F-14-40-B	8.9	8.1	6.7	5.6	4.6	3.9	3.2	2.7	
RSA-B-CEAK-F-16-40-B	6.7	6.0	4.9	3.9	3.1	2.5	2.0	1.5	
RSA-B-CEAK-F-18-40-B	4.9	4.3	3.4	2.6	1.9	1.4	0.9	0.5	
RSA-B-CEAK-F-20-40-B	3.5	3.0	2.2	1.5	0.9	0.5	NR	NR	
RSA-B-CEAK-F-22-40-B	2.4	2.0	1.2	0.6	NR	NR	NR	NR	
RSA-B-CEAK-F-24-40-B	1.4	1.0	NR	NR	NR	NR	NR	NR	



Beacon Products • 2041 58th Avenue Circle East Bradenton, FL 34203 • Phone: 800-345-4928  
 Due to our continued efforts to improve our products, product specifications are subject to change without notice.



---

## NOTES

### Wind-speed Website disclaimer:

Hubbell Lighting has no connection to the linked website and makes no representations as to its accuracy. While the information presented on this third-party website provides a useful starting point for analyzing wind conditions, Hubbell Lighting has not verified any of the information on this third party website and assumes no responsibility or liability for its accuracy. The material presented in the windspeed website should not be used or relied upon for any specific application without competent examination and verification of its accuracy, suitability and applicability by engineers or other licensed professionals. Hubbell Lighting Inc. does not intend that the use of this information replace the sound judgment of such competent professionals, having experience and knowledge in the field of practice, nor to substitute for the standard of care required of such professionals in interpreting and applying the results of the windspeed report provided by this website. Users of the information from this third party website assume all liability arising from such use. Use of the output of these referenced websites do not imply approval by the governing building code bodies responsible for building code approval and interpretation for the building site described by latitude/longitude location in the windspeed report. <http://windspeed.atcouncil.org>

- Allowable EPA, to determine max pole loading weight, multiply allowable EPA by 30 lbs.
- The tables for allowable pole EPA are based on the ASCE 7-05 Wind Map or the Florida Region Wind Map for the 2010 Florida Building Code. The Wind Maps are intended only as a general guide and cannot be used in conjunction with other maps. Always consult local authorities to determine maximum wind velocities, gusting and unique wind conditions for each specific application
- Allowable pole EPA for jobsite wind conditions must be equal to or greater than the total EPA for fixtures, arms, and accessories to be assembled to the pole. Responsibility lies with the specifier for correct pole selection. Installation of poles without luminaires or attachment of any unauthorized accessories to poles is discouraged and shall void the manufacturer's warranty
- Wind speeds and listed EPAs are for ground mounted installations. Poles mounted on structures (such as bridges and buildings) must consider vibration and coefficient of height factors beyond this general guide; Consult local and federal standards
- Wind Induced Vibration brought on by steady, unidirectional winds and other unpredictable aerodynamic forces are not included in wind velocity ratings. Consult Hubbell Lighting's Pole Vibration Application Guide for environmental risk factors and design considerations. [http://cdn.spauldinglighting.com/content/products/literature/literature\\_files/Pole\\_Wind\\_Induced\\_Flyer\\_HLQI0022.pdf](http://cdn.spauldinglighting.com/content/products/literature/literature_files/Pole_Wind_Induced_Flyer_HLQI0022.pdf)
- Extreme Wind Events like, Hurricanes, Typhoons, Cyclones, or Tornadoes may expose poles to flying debris, wind shear or other detrimental effects not included in wind velocity ratings

---

**Due to our continued efforts to improve our products, product specifications are subject to change without notice.**

---

