

SRT1 EDGE-LIT

CEILING/SURFACE/GARAGE

FEATURES

- For ceiling mount and parking garage applications from an 8–15 foot mounting height
- Edge-lit flat lens for optimal visual comfort and uniformity across the lens
- Two optical distributions specifically design for parking garage and canopy applications are available making the Beacon Edge-Lit luminaire both versatile and functional
- UL/cUL listed for wet locations, IP65 and 3G vibration rated
- Occupancy sensor available for complete on/off and dimming operation



RELATED PRODUCTS

[Drive Edge-Lit SRT2](#)

[Orbeon](#)

[Viper Small](#)

SPECIFICATIONS

HOUSING

- Die-cast aluminum housing ensures long electrical component life and luminaire performance
- Corrosion resistant powder coat finish both protects and provides architectural appearance
- One piece molded silicone gasket ensures weather proof seal
- Thermally isolated driver mounted to dedicated bracket reduces operating temperatures and increases driver life and reliability

OPTICS

- Edge-lit acrylic light guide provides blended non-pixelated light for unprecedented visual comfort
- Choice of multiple light outputs with lumen range of 2500–6000
- Two distribution types: Type 5 Square Wide, Type 5 Concentrated
- Wide variety of CCT's and CRI's offered: 3000K (70CRI), 3000K (80CRI), 3500K (80CRI), 4000K (70CRI), 4000K (80CRI) or 5000K (70 CRI) CCT

ELECTRICAL

- 120V–277V 50/60Hz available
- 0–10V dimming drivers are RoHS compliant
- Surge protection – Standard 10kA with optional end of life LED indicator

INSTALLATION

- Standard quick mount plate over standard 4" junction box or octagonal junction box and allows for simplified fixture installation.
- Standard luminaire accepts a rigid or free-swinging 3/4" NPT stem for pendant mounting via wet location j-box (by others)
- Optional bird deterrent shroud available for field installation

OPTIONS/CONTROLS

- Standalone occupancy sensor available for on/off or dimming operation
- Uplight option provides approximately 800 lumens and consumes only 8 additional watts
- Vandal resistant wire guard available as an option for factory installation or as an accessory for field installation.

CERTIFICATIONS

- Listed to UL1598 for use in wet location, listed for -40°C to 40°C applications
- IDA approved with zero uplight for 3000K and warmer CCTs
- IP65

WARRANTY

- 5 year warranty
- See [HLI Standard Warranty](#) for additional information

KEY DATA	
Lumen Range	3000–6800
Wattage Range	20–55
Efficacy Range (LPW)	99–118
Reported Life (Hours)	L70>262K
Weight lbs. (kg)	8 (3.6)

SRT1 EDGE-LIT

CEILING/SURFACE/GARAGE

ORDERING GUIDE

Example: SRT1-35-3K7-5QW-UNV-BLT-WG

CATALOG #

Series	Engine	CCT	Distribution	Voltage	Color/Finish	Options
SRT1 Edge-Lit Parking Garage Size 1	20 20W Nominal 2500 lm	3K7 3000K, 70 CRI	5QW Type 5 Square Wide	UNV 120V- 277V	BLT Black Matte Textured	CD Continuous Dimming ⁴
	35 35W Nominal 4000 lm	3K8 3000K, 80 CRI	5C Type 5 Concentrated	120 120V	BLS Black Gloss Smooth	WG Wire Guard
	55 55W Nominal 6000 lm	35K7 3500K, 80 CRI		208 208V	DBT Dark Bronze Matte	UD Uplight Module ³
		4K7 4000K, 70 CRI		240 240V	DBS Dark Bronze Gloss Smooth	F Single Fuse (120, 277) ¹
		4K8 4000K, 80 CRI		277 277V	GTT Graphite Matte Textured	LD3 36" Lead Length ²
		5K7 5000K, 70 CRI			LGS Light Grey Gloss Smooth	LD6 72" Lead Length ²
					PSS Platinum Silver Smooth	LD9 108" Lead Length ²
					WHT White Matte Textured	SP10K 10kA Surge Protection with End of Life LED Indicator ³
					WHS White Gloss Smooth	LMB Less Mounting Bracket
					VGT Verde Green Textured	
					Color Option	
					CC Custom Colors	

Control Options	
NX Standalone	
NXOS12F	NX Distributed Intelligence™, PIR Occ. Sensor, Dimming Daylight Harvesting, up to 12' MH
Sensor Controls	
SCP-8F	Remote control programmable line voltage sensor (8-12' recommended mounting height)
SCP-20F	Remote control programmable line voltage sensor (12-20' recommended mounting height)

Accessories (Order Separately)

- ☐ SRT1-WG Wire Guard
- ☐ SRT-MB Mounting bracket for pre-installation
- ☐ SRT1-BRD Bird deterrent shroud for SRT1 version, not available with uplight
- ☐ SCP-REMOTE Remote control for SCP option; order at least on per project to program and control

- Notes:
- 1 Must specify voltage
 - 2 Standard wire lead length 24"
 - 3 SP10K LED indicator not available with uplight
 - 4 Specify when using external 0-10V dimming system

PERFORMANCE DATA

Nominal Watts	Nominal Lumens	Distribution	5K (5000K NOMINAL 70 CRI)					4K (4000K NOMINAL 70 CRI)					3K (3000K NOMINAL 70 CRI)				
			Lumens	LPW	B	U	G	Lumens	LPW	B	U	G	Lumens	LPW	B	U	G
20	3000	5C	3093	136.86	1	0	1	3078	136.21	1	0	1	2960	130.97	1	0	1
		5QW	2974	131.60	1	0	1	2960	130.97	1	0	1	2846	125.93	1	0	1
35	4500	5C	4757	131.05	2	0	1	4734	130.42	2	0	1	4552	125.41	2	0	1
		5QW	4574	126.01	2	0	1	4552	125.41	2	0	1	4377	120.58	2	0	1
55	6500	5C	6814	127.13	2	0	1	6782	126.52	2	0	1	6521	121.66	2	0	1
		5QW	6552	122.24	3	0	1	6521	121.66	3	0	1	6270	116.98	3	0	1

ELECTRICAL DATA

Nominal Watts	System Watts	Line Voltage		AMPS AC				Dimming Range	Absolute Voltage Range on 0-10V (+)	
		VAC	HZ	120	208	240	277		VAC	HZ
20	21.6	120-277	50/60	0.18	0.10	0.09	0.08	10% to 100%	0V	10V
35	34.6	120-277	50/61	0.29	0.17	0.14	0.12	10% to 100%	0V	10V
55	54.9	120-277	50/62	0.46	0.26	0.23	0.20	10% to 100%	0V	10V

SRT1 EDGE-LIT

CEILING/SURFACE/GARAGE

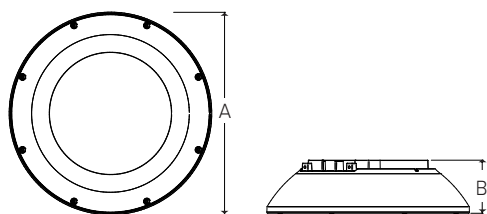
PROJECTED LUMEN MAINTENANCE

TM-21 Lifetime Calculations - Projected Lumen Maintenance (25°C/77°F)							
Hours	0	25,000	36,000	50,000	100,000	Reported L70	Calculated L70
Project Lumen Maintenance	100%	0.97	0.94	0.93	0.88	> 60,000	> 262,000

LUMINAIRE AMBIENT TEMPERATURE FACTOR (LATF)

Ambient Temperature		Lumen Multiplier
0°C	32°F	1.03
10°C	50°F	1.01
20°C	68°F	1.00
25°C	77°F	1.00
30°C	86°F	0.99
40°C	104°F	0.98
50°C	122°F	0.97

DIMENSIONS



A	B	Weight
12" (304mm)	3.1" (78mm)	8lbs (3.6kg)

ADDITIONAL INFORMATION

FINISH OPTIONS



DB Dark Bronze Textured



BL Black Textured



PS Platinum Silver Smooth



GYS Gray Smooth



WH White Textured



GT Graphite Textured



Wire Guard

An optional wire guard can be specified at the factory or as an accessory for field installation.



Bird Deterrent


An optional bird shroud deterrent can be specified at the factory or as an accessory for field installation.

SRT1 EDGE-LIT

CEILING/SURFACE/GARAGE

ADDITIONAL INFORMATION (CONT'D)

MOUNTING



Surface Mount


Mounting plate with "quick mount" hanger for one person simple installation.



Pendant Mount

Standard 3/4" threaded entry for pendant applications.

CONTROLS



Standalone Controls

Optional passive infrared sensors are available for basic occupancy and daylight sensing. Programmable via remote or Bluetooth® phone app.

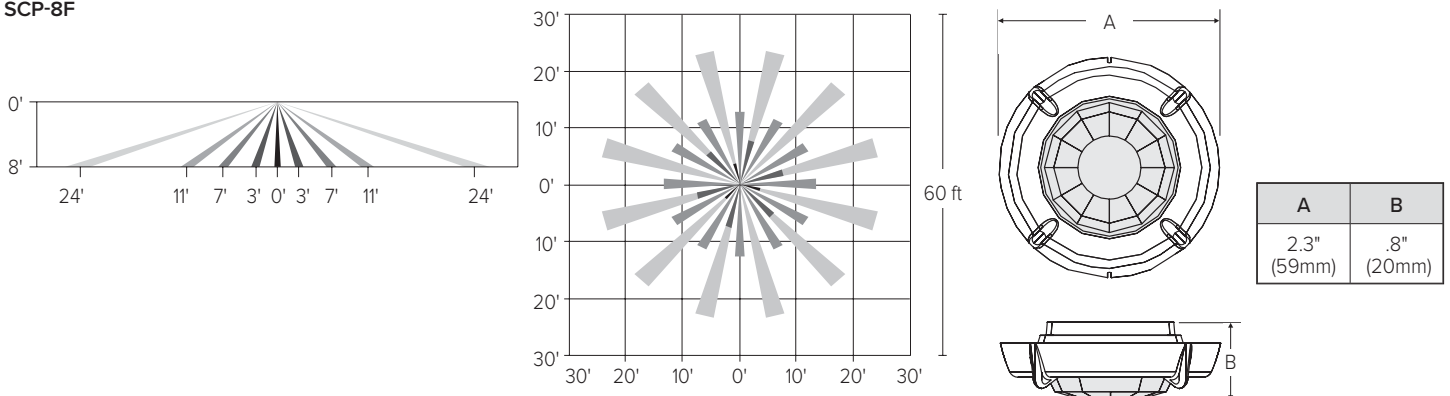


Uplight

Optional uplight module provides 800 lumens of indirect illumination for improved visual quality while eliminating cave effect.



SCP-8F



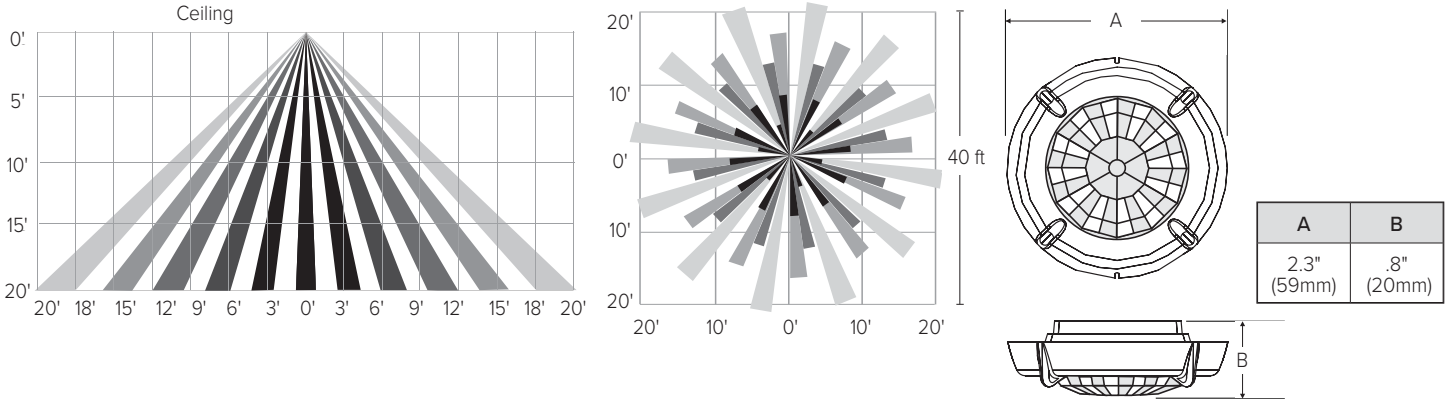
SRT1 EDGE-LIT

CEILING/SURFACE/GARAGE

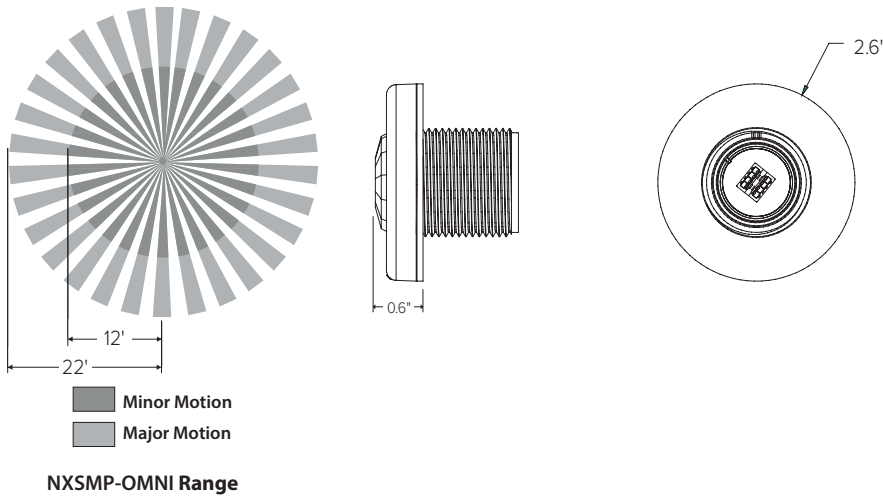
ADDITIONAL INFORMATION (CONT'D)

CONTROLS (CONT'D)

SCP-20F



NXOS12F



USE OF TRADEMARKS AND TRADE NAMES

All product and company names, logos and product identifies are trademarks ™ or registered trademarks ® of Hubbell Lighting, Inc. or their respective owners. Use of them does not necessarily imply any affiliation with or endorsement by such respective owners.