


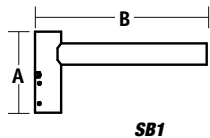
POLE TOP BRACKETS	Cat.#		
	Job	Type	
	Approvals		

ORDERING INFORMATION

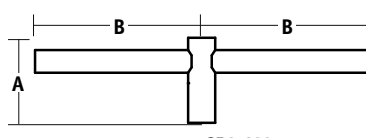
SPOKE TYPE BRACKETS (STEEL)

(order as separate part #, field installed)

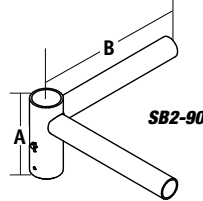
Catalog Number	Description	Max allowable load per tenon	Bracket EPA, MAX.	Bracket weight, MAX
SB1	Single	60 lbs (27.2 kg)	0.6	18
SB2-180	Twin, 2@180	60 lbs (27.2 kg)	1.0	27
SB2-90	Twin, 2@90	60 lbs (27.2 kg)	0.8	27
SB3-120	3 @ 120	60 lbs (27.2 kg)	0.9	36
SB3-90	3 @ 90	60 lbs (27.2 kg)	1.0	36
SB4-90	4 @ 90	60 lbs (27.2 kg)	1.0	45



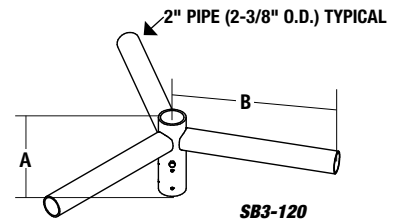
SB1



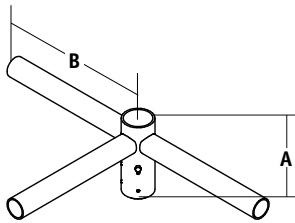
SB2-180



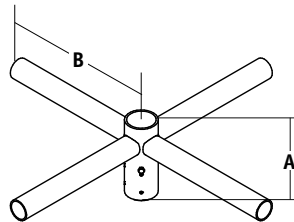
SB2-90



SB3-120



SB3-90



SB4-90

A	B
9"	8" , 12" , 18" , 30"
229 mm	203 mm, 305 mm, 457 mm, 762 mm

ORDERING INFORMATION – ORDERING EXAMPLE: SB-2-180-PT25-BL

<div>SB</div>	-	<div></div>	-	<div></div>	-	<div></div>	-	<div></div>
CONFIGURATION	LENGTH	POLE TENON SIZE	COLOR					
1	8"	PT20 2" pipe tenon (2.38" O.D.)	DB Dark bronze textured					
2-180	12"	PT25 2.5" pipe tenon (2.88" O.D.)	BL Black textured					
2-90	18"	PT35 3.5" pipe tenon (4.0" O.D.)	WH White textured					
3-120	24"		GR Gray textured					
3-90	30"		PS Platinum silver smooth					
4-90			GYS Light gray smooth					
			BZT Bronze textured					
			BBT Basic black textured					