

# URBAN SERIES

DECORATIVE PENDANT LUMINAIRE

Cat.#	
Job	Type



Approvals

## SPECIFICATIONS

### Intended Use:

The Beacon Urban luminaire is available with a choice of different LED wattage configurations, shapes, sizes and optical distributions designed to replace HID lighting up to 400W MH or HPS.

### Construction:

- The drivers shall be located in the top cast housing and shall be accessible by hinging the lower shade assembly. The driver and all electrical components shall be on a tray.
- The lower shade shall be made from a one-piece aluminum spinning.
- The housing is designed for LED thermal management without the use of metallic screens, cages, or fans. The top casting shall be able to be pendant mounted in place with a stainless steel safety pin and then permanently held in place with four stainless steel screws.

### Electrical:

- 100V through 277V, 50 Hz to 60 Hz (UNV), or 347V or 480V input.
- Power factor is  $\geq 0.90$  at full load.
- Dimming drivers are standard, but must contact factory to request wiring leads for purpose of external dimming controls
- Component-to-component wiring within the luminaire may carry no more than 80% of rated load and is listed by UL for use at 600 VAC at 50°C or higher.
- Plug disconnects are certified by UL for use at 600 VAC, 13A or higher. 13A rating applies to primary (AC) side only.
- Fixture electrical compartment shall contain all LED driver components.
- Button photocell available.
- Ambient operating temperature -25°C to 40°C
- Surge protection - 20kA.
- Lifeshield™ Circuit - protects luminaire from excessive temperature. The device shall activate at a specific, factory-preset temperature, and progressively reduce power over a finite temperature range.

### Controls/Options:

- Available with Energeni for optional set dimming, timed dimming with simple delay, or timed dimming based on time of night visit: [www.beaconproducts.com/products/energeni](http://www.beaconproducts.com/products/energeni)
- Urban can be specified with SiteSync™ wireless control system for reduction in energy and maintenance cost while optimizing light quality 24/7. See ordering information or for more details, visit: [www.hubbellighting.com/products/sitesync/](http://www.hubbellighting.com/products/sitesync/)

### Finish:

- IFS polyester powder-coat electrostatically applied and thermocured.
- IFS finish consists of a five stage pretreatment regimen with a polymer primer sealer and top coated with a thermoset super TGIC polyester powder coat finish.
- The finish meets the AAMA 2604 performance specification which includes passing a 3000 hour salt spray test for corrosion resistance and resists cracking or loss of adhesion per ASTM D522 and resists surface impacts of up to 160 inch-pounds.

### Certifications:

- DesignLights Consortium (DLC) qualified, consult DLC website for more details: [www.designlights.org/QPL](http://www.designlights.org/QPL)
- NRTL Certified, UL8750, UL 1598 and CSA22.2#250.13-14 for wet locations
- IDA approved
- This product is approved by the Florida Fish and Wildlife Conservation Commission. Separate spec available at <http://www.beaconproducts.com/products/urban>

### Warranty:

Five year limited warranty for more information visit: [www.hubbellighting.com/resources/warranty](http://www.hubbellighting.com/resources/warranty)

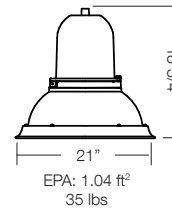
## PRODUCT IMAGE(S)



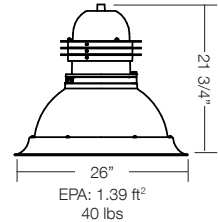
## STYLES

### CAP - Round Shade

CAP-21



CAP-26/3RNW (optional rings)



## CERTIFICATIONS/LISTINGS



\*3000K and warmer CCTs only



Beacon Products • 2041 58th Avenue Circle East Bradenton, FL 34203 • Phone: 800-345-4928  
 Due to our continued efforts to improve our products, product specifications are subject to change without notice.  
 © 2018 BEACON PRODUCTS, All Rights Reserved • For more information visit our website: [www.beaconproducts.com](http://www.beaconproducts.com) • Printed in USA NOVEMBER 22, 2019 11:38 AM



**ORDERING INFORMATION** ORDERING EXAMPLE: URBCAP-21/36L-80/5K7/UNV/4/SWP/NNRW/BBT

<b>URB</b>										
MODEL	SERIES	CCT/CRI <sup>1</sup>	VOLTAGE	ELECTRICAL OPTIONS	STYLE	FINISH				
URB Urban	<b>CAP-21</b> 21" Capitol <b>MRDS-21</b> 21" Miramar deep shade <b>MAR-21</b> 21" Maritas <b>CAP-26</b> 26" Capitol <b>MRSS-26</b> 26" Miramar shallow shade <b>MRDS-26</b> 26" Miramar deep shade <b>MAR-26</b> 26" Maritas	<b>3K7</b> 3000K, 70 CRI <b>4K7</b> 4000K, 70 CRI <b>5K7</b> 5000K, 70 CRI	<b>UNV</b> 120-277V <b>347</b> 347V <b>480</b> 480V	<b>PEC-120</b> button, 120V <b>PEC-208</b> button, 208V <b>PEC-240</b> button, 240V <b>PEC-277</b> button, 277V	<b>NRNW</b> No rings <b>3RNW</b> Three rings	<b>DB</b> Dark Bronze Textured <b>BL</b> Black Matte Textured <b>PS</b> Platinum Silver <b>WH</b> White Textured <b>GYS</b> Gray Smooth <b>BZT</b> Bronze Textured <b>BBT</b> Basic Black Textured <b>CC</b> Custom Color (RAL#)				
		ENGINE-WATTS	OPTICS <sup>2</sup>		SENSOR OPTION					
		<b>24L-27</b> 27W, LED array <b>24L-55</b> 55W, LED array <b>36L-80</b> 85W, LED array <b>48L-110<sup>1</sup></b> 110W, LED array <b>60L-136<sup>1</sup></b> 136W, LED array	<b>FR</b> type I <b>2</b> type II <b>3</b> type III <b>4</b> type IV <b>4W</b> type IV wide <b>5R</b> type V, rectangular <b>5QM</b> type V, square medium <b>5W</b> type V, round wide		<b>MOB<sup>4,6,8</sup></b> Motion sensor 33% or 50% dimming					
				CONTROL OPTIONS						
				<b>GENI-XX<sup>5</sup></b> energeni <b>SWP<sup>3,4</sup></b> SiteSync Wireless Pre-Commission						

<sup>1</sup> 26" only  
<sup>2</sup> To rotate optics Left or Right 90 degrees, specify L or R after the optical distribution example:4L  
<sup>3</sup> Must specify group and zone information at time of order. See <http://www.hubbell-automation.com/products/sitesync/> for further details.  
<sup>4</sup> Not available with other control or sensor options.  
<sup>5</sup> When ordering Energeni, specify the routine setting code (Example GENI-04). See Energeni brochure and instructions for setting table and options. Not available with sensor options.  
<sup>6</sup> Specify time delay; dimming level and mounting height.  
<sup>7</sup> This product is approved by the Florida Fish and Wildlife Conservation Commission. Separate spec available at  
<sup>8</sup> Only available on 24L and 36L configurations  
[http://cdn.beaconproducts.com/content/products/specs/specs\\_files/Urban\\_LED\\_spec\\_sheet\\_turtle.pdf](http://cdn.beaconproducts.com/content/products/specs/specs_files/Urban_LED_spec_sheet_turtle.pdf)

Accessories and Services (Ordered Separately)

Catalog Number	Description
<b>SWUSB*</b>	SiteSync interface software loaded on USB flash drive for use with owner supplied PC (Windows based only). Includes SiteSync license, software and USB radio bridge node.
<b>SWTAB*</b>	Windows tablet and SiteSync interface software. Includes tablet with preloaded software, SiteSync license and USB radio bridge node.
<b>SWBRG</b>	SiteSync USB radio bridge node only. Order if a replacement is required or if an extra bridge node is requested.

**PRECOMMISSIONED SITESYNC ORDERING INFORMATION:** When ordering a fixture with the SiteSync lighting control option, additional information will be required to complete the order. The SiteSync Commissioning Form or alternate schedule information must be completed. This form includes Project location, Group information, and Operating schedules. For more detailed information please visit <http://www.hubbell-automation.com/products/sitesync/>, or contact Hubbell Lighting tech support at (800) 345-4928.

SiteSync fixtures with Motion control (SWPM) require the mounting height of the fixture for selection of the lens.

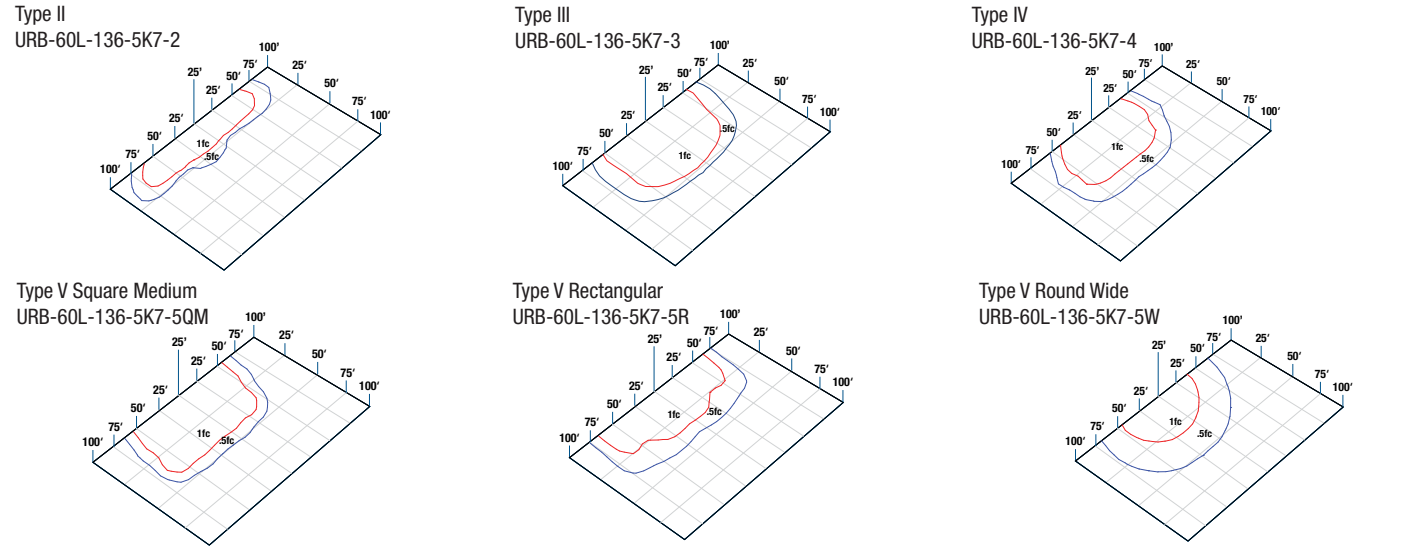
Examples: URBCAP-26/60L-136/3K7/UNV/5QM/SWP/NNRW/BBT SiteSync only  
 URBCAP-26/60L-136/3K7/UNV/5QM/SWPM-20F/NNRW/BBT SiteSync with Motion Control

\*When ordering SiteSync at least one of these two interface options must be ordered per project.  
 + If needed, an additional Bridge Node can be ordered.



SiteSync Lighting Control is available from our most popular brands in a broad range of award-winning product families.

**PHOTOMETRICS**



**PERFORMANCE DATA**

# LED'S	DRIVE CURRENT (MILLIAMPS)	SYSTEM WATTS (120-277V)	DISTRIBUTION TYPE	5K (5000K nominal, 70 CRI)					4K (4000K nominal, 70 CRI)					3K (3000K nominal, 70 CRI)				
				LUMENS	LPW <sup>1</sup>	B	U	G	LUMENS	LPW <sup>1</sup>	B	U	G	LUMENS	LPW <sup>1</sup>	B	U	G
24	350mA	27W	FR	3871	138	1	0	0	3990	143	1	0	0	3667	131	0	0	0
			2	3750	134	2	0	0	3838	137	1	0	1	3528	126	1	0	1
			3	3638	130	1	0	1	3750	134	1	0	1	3446	123	1	0	1
			4	3680	131	0	0	1	3794	135	0	0	1	3486	129	0	0	1
			4W	3612	129	1	0	1	3723	133	1	0	1	3422	122	1	0	1
			5QM	3750	134	2	0	0	3866	138	2	0	0	3553	127	2	0	0
			5R	3763	134	2	0	2	3879	139	2	0	2	3565	127	2	0	2
5W	3556	127	2	0	1	3666	131	3	0	1	3369	120	2	0	1			
24	700mA	55W	FR	6451	113	1	0	1	6650	117	1	0	1	6112	107	1	0	1
			2	6251	110	3	0	1	6397	112	1	0	2	5879	103	1	0	1
			3	6063	106	1	0	2	6250	110	1	0	2	5744	101	1	0	2
			4	6133	108	1	0	2	6323	111	1	0	2	5811	102	1	0	2
			4W	6020	106	1	0	2	6206	109	1	0	2	5703	100	1	0	2
			5QM	6251	110	3	0	1	6444	113	3	0	1	5922	104	2	0	1
			5R	6272	110	3	0	3	6466	113	3	0	3	5942	104	3	0	3
5W	6926	104	3	0	1	6110	107	3	0	1	5615	99	3	0	1			
36	700mA	85W	FR	9672	113	1	0	1	9970	117	1	0	1	9173	107	1	0	1
			2	9303	109	1	0	2	9591	112	1	0	2	8823	103	1	0	2
			3	9089	107	1	0	2	9370	110	1	0	2	8621	101	1	0	2
			4	9195	108	1	0	2	9479	111	1	0	2	8721	102	1	0	2
			4W	9025	106	1	0	2	9304	109	1	0	2	8559	100	1	0	2
			5QM	9371	110	3	0	1	9661	113	3	0	1	8888	104	3	0	1
			5R	9403	110	3	0	3	9694	114	3	0	3	8918	105	3	0	3
5W	8885	105	3	0	2	9160	108	4	0	2	8427	100	3	0	2			
48*	700mA	110W*	FR	12895	116	1	0	1	13294	120	1	0	1	12230	110	1	0	1
			2	12404	112	2	0	2	12788	115	2	0	2	11765	106	2	0	2
			3	12119	109	1	0	3	12494	113	1	0	3	11494	104	1	0	2
			4	12260	110	1	0	3	12639	114	1	0	3	11628	105	1	0	3
			4W	12033	108	2	0	3	12405	112	2	0	3	11413	103	2	0	2
			5QM	12494	113	3	0	2	12881	116	3	0	2	11850	107	3	0	2
			5R	12537	113	3	0	3	12925	116	4	0	4	11891	107	3	0	3
5W	11847	107	4	0	2	12213	110	4	0	2	11236	101	4	0	2			
60*	700mA	136W*	FR	16119	117	1	0	2	16618	121	2	0	2	15288	112	1	0	2
			2	15505	113	2	0	2	15985	117	2	0	2	14706	107	2	0	2
			3	15149	111	2	0	3	15617	114	2	0	3	14368	105	2	0	3
			4	15324	112	1	0	3	15798	115	1	0	3	14534	106	1	0	3
			4W	15041	110	2	0	3	15506	113	2	0	3	14266	104	2	0	3
			5QM	15618	114	4	0	2	16101	118	4	0	2	14813	108	3	0	2
			5R	15671	114	4	0	4	16156	118	4	0	4	14864	108	4	0	4
5W	14809	108	4	0	2	15267	111	4	0	2	14046	103	4	0	2			

<sup>1</sup>Lumen values are from photometric tests performed in accordance with IESNA LM-79-08. Data is considered to be representative of the configurations shown. Actual performance may differ as a result of end-user environment and application.

\*AVAILABLE IN THE 26" URBAN ONLY



## ELECTRICAL DATA

# OF LEDS	NUMBER OF DRIVERS	DRIVE CURRENT (mA)	INPUT VOLTAGE (V)	SYSTEM POWER (w)	CURRENT (Amps)
24	1	350mA	120	27	0.27
			277		0.12
			347		0.09
			480		0.07
24	2	700 mA	120	55	0.55
			277		0.24
			347		0.19
			480		0.14
36	1	700 mA	120	80	0.80
			277		0.35
			347		0.28
			480		0.20
48	1	700 mA	120	110	1.1
			277		0.43
			347		0.38
			480		0.28
60	1	700 mA	120	136	1.4
			277		0.59
			347		0.47
			480		0.34

## PROJECTED LUMEN MAINTENANCE

AMBIENT TEMP.	0	25,000	50,000	TM-21-11 60,000	100,000	Calculated L70 (HOURS)
25°C / 77°C	1.00	0.97	0.95	0.95	0.92	>470,000

<sup>1</sup> Projected per IESNA TM-21-11

Data references the extrapolated performance projections for the base model in a 40°C ambient, based on 10,000 hours of LED testing per IESNA LM-80-08.

AMBIENT TEMPERATURE	LUMEN MULTIPLIER	
0°C	32°F	1.02
10°C	50°F	1.01
20°C	68°F	1.00
25°C	77°F	1.00
30°C	86°F	0.98
40°C	104°F	0.98

Use these factors to determine relative lumen output for average ambient temperatures from 0-40°C (32-104°F).