



**INTERACTIVE MENU**

- Ordering Guide
- Product Availability Tables
- Photometric Data
- Dimensional Data

**HUBBELL CONTROL SOLUTIONS**

- NX™ In-Fixture Solution Guide

**EXTERNAL LINKS**

- NX Distributed Intelligence Brochure

**PROJECT INFORMATION**

Project Name \_\_\_\_\_

Type \_\_\_\_\_

Catalog No. \_\_\_\_\_

Date \_\_\_\_\_

**COMPATIBLE WITH:**



**FEATURES**

- Two architecturally styled lens options
- High efficiency acrylic center lens features linear prisms for high performance without pixelation
- Appropriate for offices, schools, medical, and public spaces
- High performance reflector with matte white paint standard
- 60,000 hour LEDs at L80 (up to 150,000 projected life) for reduced maintenance
- LED modules and electrical accessible from below
- QR code traceability
- Compatible with Dual-Lite inverters
- Air return option
- NX Distributed Intelligence™ provides options for standalone and networked integrated sensor with wired or wireless connectivity for NX system deployments
- DLC® (DesignLights Consortium) Qualified - see [www.designlights.org](http://www.designlights.org)
- Five year warranty (Terms and Conditions apply)



**LTGR24**

**CONSTRUCTION**

Luminaire housing, reflectors and end caps are die formed code gauge cold rolled steel. High transmission extruded acrylic enclosed lens features linear prisms with custom frost for high efficacy without pixelation.

**SHIELDING**

Removable lens for easy access to LED module and electrical components.

**FINISH**

All reflective surfaces are finished after fabrication with unique formula high reflectivity matte white paint for soft, uniform indirect illumination.

**INSTALLATION**

An access plate is furnished with each luminaire for fast wiring access without the necessity to open the fixture or wireway.

**IC RATING**

IC label is standard for recessed products. Note that IC label is void on VL and XL if product is installed on site with through wiring or for air return fixtures.

**CEILING COMPATIBILITY**

Luminaire fits recessed exposed Grid ceilings (G); four integral NEC compliant T-bar clips are standard. Can be placed in Slot Grid (SG) style ceiling with regress 3/8" above ceiling plane. A Flange Kit (FK) accessory is available for recessed hard ceiling applications. Surface Mount (SM) option allows placement below ceiling plane. Cable Mount (CM) option allows suspension below ceiling plane.

**CERTIFICATION**

All luminaires are built to UL1598 and 2108 standards, and bear appropriate CSA labels. Damp location label standard. Emergency-equipped fixtures labeled and CSA certified to UL 924 and Dry Location unless specified. Adheres to LM79, LM80, and TM21 industry standards. DLC® (DesignLights Consortium) Qualified. Please refer to the DLC website for specific product qualifications at [www.designlights.org](http://www.designlights.org)



**WARRANTY**

Five year warranty (Terms and Conditions apply).

**ORDERING INFORMATION**

**EXAMPLE LTGR24-35MLG-R-ESDU**

**YOUR ORDER** LTGR24- - -

LTGR		24						
MODEL	SIZE	COLOR TEMPERATURE		LUMEN OUTPUT		CEILING TYPE		SHIELDING
LTGR LED Specification Grade Recessed Architectural	24 2' x 4'	30	3000K	XW	Extra Low Watt	G	Grid Lay-in <sup>1</sup>	C Curve 
		35	3500K	VW	Very Low Watt	SM	Surface Mount <sup>2,11</sup>	R Rectangular 
		40	4000K	MW	Medium Low Watt	CM	Cable Suspended Mount <sup>2,3</sup>	
		50	5000K	LW	Low Watt			
				ML	Medium Lumen			
				HL	High Lumen			
				VL	Very High Lumen <sup>13</sup>			
				XL	Extra High Lumen			

See Product Availability Table below.

AIR FUNCTION	DRIVER	VOLTAGE	OPTIONS	CONTROL OPTIONS
Blank Static	E Fixed Output <sup>10</sup>	U 120V-277V	ELL14 Emergency Battery Pack Installed, 1400 Lumens <sup>4,5</sup>	NXE NX Enabled, Dual SmartPorts <sup>9,10,11</sup>
A Air Return Side Slots	ED 0-10V Dimming	347 347V	C388 3-Wire Flex <sup>12</sup>	NXWE NX Wireless Enabled <sup>9,10,11,12</sup>
	ED1 0-10V 1% Dimming		C488 4-Wire Flex <sup>12</sup>	LV Lutron Vive Attached FCJS POWPAK Fixture Control (RF only for 0-10V drivers) <sup>6,7,8</sup>
	ESD Step Dimming <sup>4,10</sup>		C588 5-Wire Flex <sup>12</sup>	
	LUTH Hi-lume 1% EcoSystem LED driver with Soft-on, Fade-to-Black dimming technology <sup>4,5,10</sup>		GLR Fast Blow Fuse	
	LUT5 5-Series EcoSystem LED driver <sup>4,5,10</sup>		EOR End of Row (SM and CM only. Provides end wiring access for continuous row mounting.) <sup>2</sup>	
			INT Intermediate (SM and CM only. Provides ends with wiring access for continuous row mounting.) <sup>2</sup>	
			CP Chicago Plenum	

**ACCESSORIES (ORDER SEPARATELY)**

**FK24** 2' x 4' Single Flange Kit (Shipped separately)

**CM48Y2SC3F-KIT** 48" Cable Mount Kit for 2' wide Cable Mount fixtures, 3 Wire

<sup>1</sup>For drywall, order G with Flange Kit Accessory.

<sup>2</sup>Not available with Air Return (A) air function

<sup>3</sup>Order hanger accessories separately

<sup>4</sup>Not available in 347V

<sup>5</sup>For compatibility with Dual-Lite LiteGear® inverters, contact Hubbell Lighting Representative

<sup>6</sup>Not available with ESD, LUTH or LUT5

<sup>7</sup>VIVE is a trademark of Lutron Electronics Co., Inc.

<sup>8</sup>Installations controlled solely by the Lutron Pico controller require accessing the LV (Lutron FCJS) module for commissioning after the circuit has been energized.

**NX In-Fixture Control Options:**

<sup>9</sup>NX controls can only be used with NX Sensor options.

<sup>10</sup>NX is available with ED and ED1 drivers only.

<sup>11</sup>NXSW and NXWE cannot be used with surface mount versions.

<sup>12</sup>For NX control and Flex Wire consult factory

<sup>13</sup>NX control system not available with VL lumen output

For questions about configuration options, contact Hubbell Representative.

DRIVER AVAILABILITY								
	XW	VW	MW	LW	ML	HL	VL	XL
E	X	X	X	X	X	X	X	X
ED	X	X	X	X	X	X	X	X
ED1	X	X	X	X	X	X	X	X
ESD			X	X	X	X	X	X
LUT5		X	X	X	X			
LUTH		X	X	X	X			

\*LUT5 and LUTH not available in 347V

PRODUCT AVAILABILITY				
SIZE	LUMEN PACKAGE	NOMINAL LUMENS	NOMINAL WATTS	LUMENS PER WATT
24	XW	2475-2675	21	118-128
24	VW	3200-3475	27	118-128
24	MW	3600-3925	31	117-127
24	LW	4325-4700	36	120-130
24	ML	4800-5225	40	121-131
24	HL	5625-6100	48	118-128
24	VL	7000-7600	61	115-125
24	XL	8475-9200	77	110-120

Nominal lumen range represents 3000K through 5000K. Lumens vary according to color temperatures and other factors. See specific photometric test(s).

Test #15921 Test Date 2/25/2016

**PHOTOMETRIC DATA**

**LUMINAIRE DATA**

Luminaire	LTGR24-35LWx-R-EDU LTGR LED Recessed Architectural 2 x 4 with Rectangular Prismatic Lens
Ballast	XI040C110V054BPT1
Ballast Factor	1.00
Lamp	LED
Fixture Lumens	4413
Watts	36.20
Mounting	Recessed
Shielding Angle	0° = 90 90° = 90
Spacing Criterion	0° = 1.21 90° = 1.58
Luminous Opening in Feet	Length: 3.92 Width: 1.92 Height: 0.00

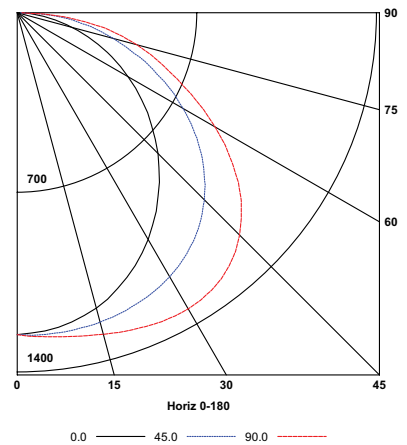
**ZONAL LUMEN SUMMARY**

Zone	Lumens	% Lamp	% Fixt.
0-30	1031	23.4	23.4
0-40	1744	39.5	39.5
0-60	3268	74.1	74.1
0-90	4413	100.0	100.0
0-180	4413	100.0	100.0

**ENERGY DATA**

Total Luminaire Efficiency	100.0%
Total Lumens per Watt	122
IESNA RP-1-2004 Compliance	Non-Compliant
Comparative Yearly Lighting Energy Cost per 1000 Lumens	\$1.95 based on 3000 hrs. and \$0.08 per KWH

**INDOOR CANDELA PLOT**



Test #15922 Test Date 2/25/2016

**LUMINAIRE DATA**

Luminaire	LTGR24-35MLx-Rx-EDU LTGR LED Recessed Architectural 2 x 4 with Rectangular Prismatic Lens
Ballast	XI054C150V054DNT1
Ballast Factor	1.00
Lamp	LED
Fixture Lumens	4901
Watts	39.80
Mounting	Recessed
Shielding Angle	0° = 90 90° = 90
Spacing Criterion	0° = 1.21 90° = 1.58
Luminous Opening in Feet	Length: 3.94 Width: 1.94 Height: 0.00

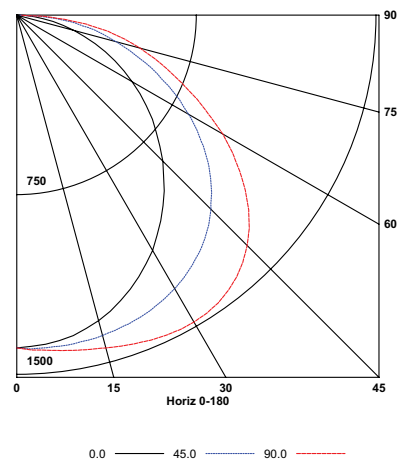
**ZONAL LUMEN SUMMARY**

Zone	Lumens	% Lamp	% Fixt.
0-30	1144	23.3	23.3
0-40	1936	39.5	39.5
0-60	3630	74.1	74.1
0-90	4901	100.0	100.0
0-180	4901	100.0	100.0

**ENERGY DATA**

Total Luminaire Efficiency	100.0%
Total Lumens per Watt	123
IESNA RP-1-2004 Compliance	Non-Compliant
Comparative Yearly Lighting Energy Cost per 1000 Lumens	\$1.95 based on 3000 hrs. and \$0.08 per KWH

**INDOOR CANDELA PLOT**



Test #15923 Test Date 2/25/2016

**LUMINAIRE DATA**

Luminaire	LTGR24-35HLx-Rx-EDU LTGR LED Recessed Architectural 2 x 4 with Rectangular Prismatic Lens
Ballast	XI054C150V054DNT1
Ballast Factor	1.00
Lamp	LED
Fixture Lumens	5722
Watts	47.70
Mounting	Recessed
Shielding Angle	0° = 90 90° = 90
Spacing Criterion	0° = 1.21 90° = 1.33
Luminous Opening in Feet	Length: 3.94 Width: 1.94 Height: 0.00

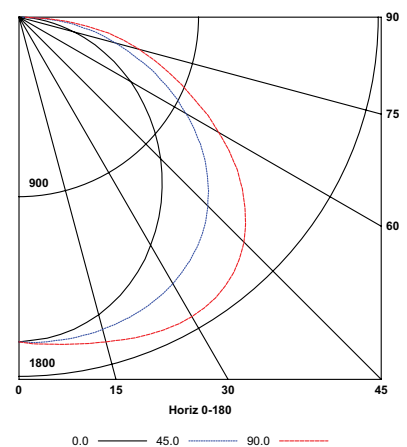
**ZONAL LUMEN SUMMARY**

Zone	Lumens	% Lamp	% Fixt.
0-30	1338	23.4	23.4
0-40	2264	39.6	39.6
0-60	4242	74.1	74.1
0-90	5722	100.0	100.0
0-180	5722	100.0	100.0

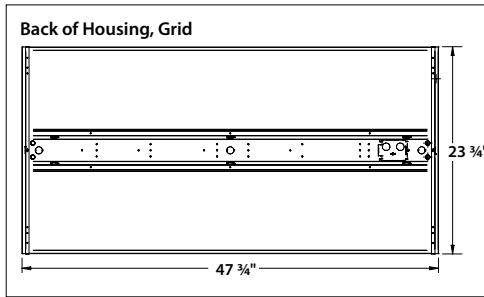
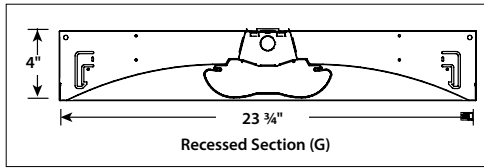
**ENERGY DATA**

Total Luminaire Efficiency	100.0%
Total Lumens per Watt	120
IESNA RP-1-2004 Compliance	Non-Compliant
Comparative Yearly Lighting Energy Cost per 1000 Lumens	\$2.02 based on 3000 hrs. and \$0.08 per KWH

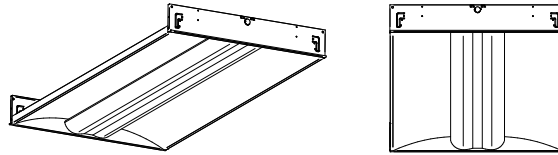
**INDOOR CANDELA PLOT**



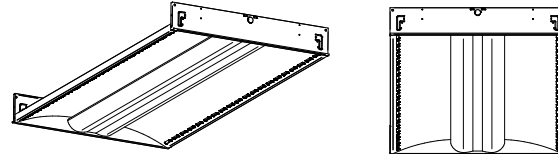
**DIMENSIONAL DATA — GRID**



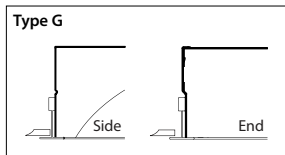
**GRID, STATIC**



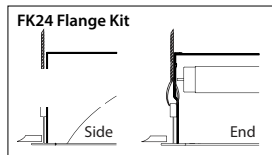
**GRID, AIR RETURN**



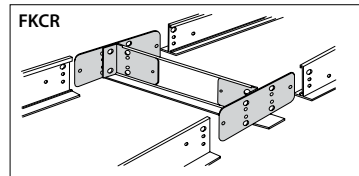
**CEILING COMPATIBILITY**



For lay-in installation in exposed grid ceilings. Maximum tee widths of 1" and maximum tee heights of 2" allowed.



For hard ceiling applications, order FK24 flange kit. Flange kit wires directly into concealed ceiling opening for a clean, finished appearance.



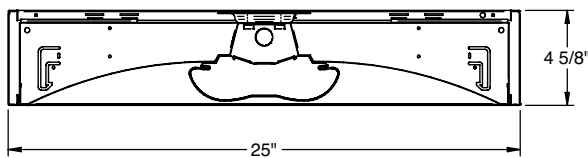
For flanged fixtures in row configurations, the FKCR adapter bracket kit is required in addition to the FK24 kit. Order one less FKCR than the total number of fixtures in row. (Example: Row of two, order (2) FK24 & (1) FKCR)

Row cut out dimensions using FK24s & FKCR adapters:  
Width 24<sup>3</sup>/<sub>8</sub>", Length [48" × (# in row)] + <sup>3</sup>/<sub>8</sub>".  
Example: (48" × 2) + <sup>3</sup>/<sub>8</sub>" = 96<sup>3</sup>/<sub>8</sub>"

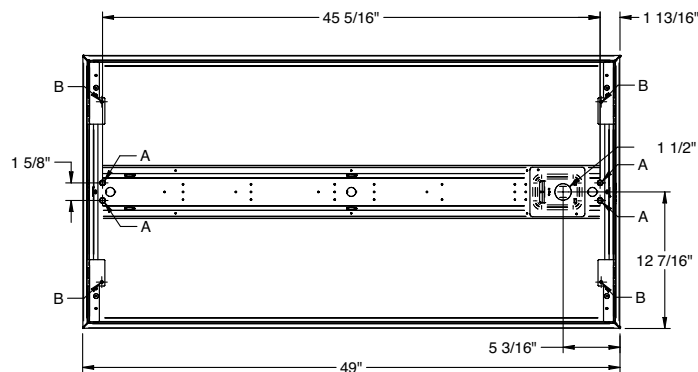
**Flange kit cut out dimension for single unit only: 24<sup>3</sup>/<sub>8</sub>" × 48<sup>3</sup>/<sub>8</sub>"**

**DIMENSIONAL DATA — SURFACE MOUNT OR CABLE MOUNT, STATIC ONLY**

Surface Section (SM)



Back of Housing, Surface Mount (SM) and Cable Mount (CM)



**Surface Mount:**

Order SM ceiling type. Mounting collar required for surface mounting. (4) Mounting knock-outs, <sup>3</sup>/<sub>8</sub>", provided in center channel as indicated at left, marked A.

**Cable Mount:**

Order CM ceiling type. Use CM48Y2SC3F-KIT 48" Cable Mount Kit for 2' wide CM trim fixtures. Mounting holes are provided in diagonal straps shown at left, marked B.

\* For Cable Mount a 2" x 3" access plate with (4) <sup>7</sup>/<sub>8</sub>" KOs provided in place of Mounting Collar shown.

**NOTE:** All dimensions are in inches; dimensions and specifications are subject to change without notice. Please consult factory or check sample for verification.

**NX DISTRIBUTED INTELLIGENCE™ IN-FIXTURE SOLUTION GUIDE**

NX Distributed Intelligence enables Hubbell's portfolio of commercial, industrial and architectural luminaires to further reduce energy consumption and total cost of ownership for simple to complex control environments.

NX-enabled luminaires provides you the breadth and flexibility to address all your project requirements today and in the future. For a complete list of luminaires with integrated NX options please visit our website.

NX Distributed Intelligence™ In-Fixture Options			
NX CONTROL OPTIONS	DESCRIPTOR	CONNECTIVITY	APPLICATION SPACE
NXSP14F	NX, PIR Occupancy Sensor, Dimming Daylight Harvesting, 14'	Standalone	Both
NXSPL	NX, PIR Occupancy Sensor, Dimming Daylight Harvesting, Low Mount	Standalone	Indoor
NXOS	NX, PIR Occupancy Sensor, Dimming Daylight Harvesting, OMNI	Standalone	Indoor
NXS	NX, PIR Occupancy Sensor, Dimming Daylight Harvesting	Standalone	Indoor
NXSPH	NX, PIR Occupancy Sensor, Dimming Daylight Harvesting, High Mount	Standalone	Indoor
NXSP30F	NX, PIR Occupancy Sensor, Dimming Daylight Harvesting, 30'	Standalone	Outdoor
NXEPL	NX Enabled, PIR Occupancy Sensor, Dimming Daylight Harvesting, Low Mount	Wired	Indoor
NXE	NX Enabled, Dual SmartPorts	Wired	Indoor
NXEOS	NX Enabled, PIR Occupancy Sensor, Dimming Daylight Harvesting, OMNI	Wired	Indoor
NXES	NX Enabled, PIR Occupancy Sensor, Dimming Daylight Harvesting	Wired	Indoor
NXESPH	NX Enabled, PIR Occupancy Sensor, Dimming Daylight Harvesting, High Mount	Wired	Indoor
NXSPW14F	NX Wireless, PIR Occupancy Sensor, Dimming Daylight Harvesting, 14'	Wireless	Both
NXWE	NX Wireless Enabled	Wireless	Both
NXSPWL	NX Wireless, PIR Occupancy Sensor, Dimming Daylight Harvesting, Low Mount	Wireless	Indoor
NXOSW	NX Wireless, PIR Occupancy Sensor, Dimming Daylight Harvesting, OMNI	Wireless	Indoor
NXSPWH	NX Wireless, PIR Occupancy Sensor, Dimming Daylight Harvesting, High Mount	Wireless	Indoor
NXSW	NX Wireless, PIR Occupancy Sensor, Dimming Daylight Harvesting	Wireless	Indoor
NXSPW30F	NX Wireless, PIR Occupancy Sensor, Dimming Daylight Harvesting, 30'	Wireless	Outdoor

Visit [www.hubbellcontrolsolutions.com](http://www.hubbellcontrolsolutions.com) for additional information on the NX platform. For information on NX options available with specific Hubbell Lighting luminaires please reference specification sheets.

NX Distributed Intelligence™ Accessories	
CATALOG NO.	DESCRIPTOR
NXAC-120	NX Area Controller, NEMA 1, HubbNET, BACnet, 120 Volt
NXHNB	NX Network Bridge Module
NXRC-2RD-UNV	NX Room Controller, 2 Relay, 0 - 10V Dimming, Power Monitoring, Universal Voltage
NXOFM-1R1D-UNV	On-fixture Module (7-pin), On / Off / Dim, Daylight Sensor with HubbNET Radio and Bluetooth® Radio, 120-480VAC
NXSW-CCT-xx	NX Digital CCT Scene Switch, 6 Buttons, 4 Presets, Raise/Lower
NXSW-SS-xx	NX Digital Scene Switch, 6 Buttons, 4 Presets, Raise/Lower
NXSW-ORLO-xx	NX Digital Switch Station, On/Raise/Lower/Off
NXSW-RL-xx	NX Digital Switch Station, 2 Buttons, Raise/Lower
NXSW-OO-xx	NX Digital Switch Station, On/Off
NXSW-TO-xx	NX Digital Switch Station, Timed-On, Pilot

Note: 'xx' = color; Black (BK), Gray (GY), Ivory (IV), Light Almond (LA), Red (RD), White (blank).

**NX USER INTERFACES**



Wall stations for personalized control of light and color



NX mobile app offers user-friendly configuration tool



Area Controller GUI provides simple and intuitive programming

Android



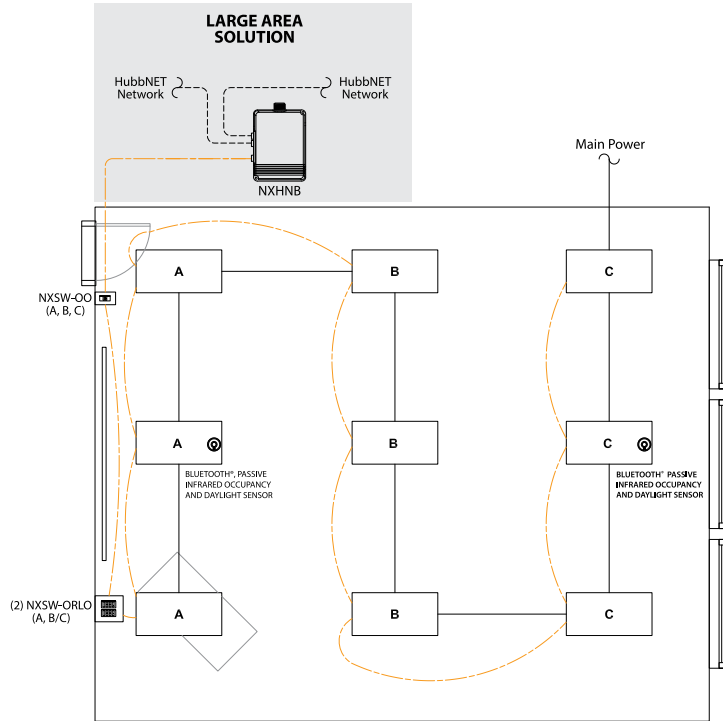
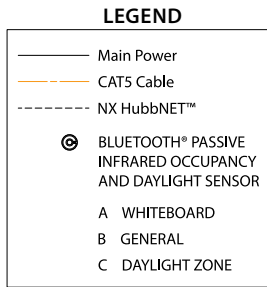
Free Bluetooth® enabled mobile app for ease of configuration

Apple

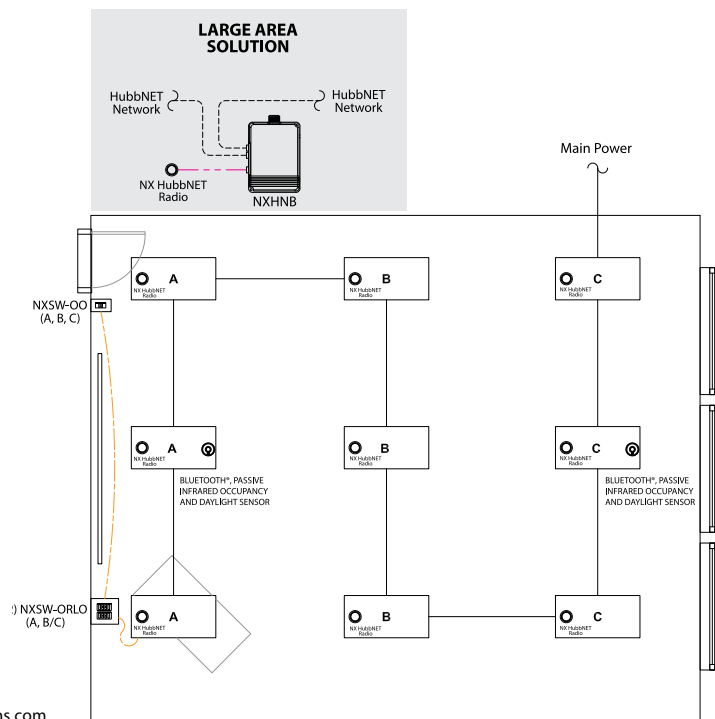
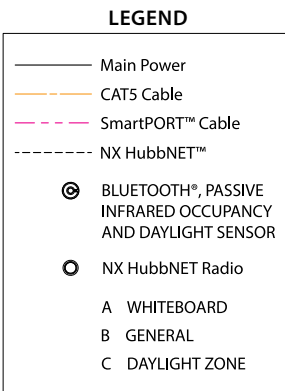


**TYPICAL NX DISTRIBUTED INTELLIGENCE™ LAYOUT FOR WIRELESS OR WIRED NETWORKED IN-FIXTURE CONTROL**

Vertical Market: Education  
Application: Classroom  
Connectivity: Wired



Vertical Market: Education  
Application: Classroom  
Connectivity: Wireless



For additional solutions possible with NX please visit [www.hubbellcontrolsolutions.com](http://www.hubbellcontrolsolutions.com) to view our Vertical Market Application Guides.