



HUBBELL
Lighting

DATE:	LOCATION:
TYPE:	PROJECT:
CATALOG #:	

SCCT

COMMERCIAL TROFFER WITH SPECTRACLEAN™ ANTIMICROBIAL LIGHTING

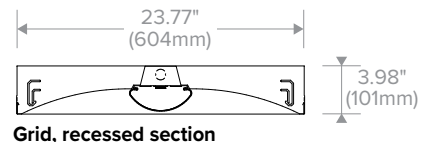
SPECTRACLEAN™
ANTIMICROBIAL LIGHTING

FEATURES

- Option 1: Blended — SpectraClean enhanced white light for ambient lighting with continuous disinfection
- Option 2: Blended Plus — SpectraClean enhanced white light with a high intensity, Dedicated SpectraClean mode for scheduled maximum disinfection
- Option 3: Independent — Alternates between pure white light and Dedicated SpectraClean mode for scheduled maximum disinfection
- High performance white reflector with matte white paint standard
- Acrylic center lens features linear prisms for high performance without pixelation
- LED modules and electrical accessible from below



END VIEW, 2X4 (ADDITIONAL VIEWS AVAILABLE)



Grid, recessed section

SPECIFICATIONS

CONSTRUCTION

- Luminaire housing, reflectors and end caps are die formed code gauge cold rolled steel
- All reflective surfaces are finished after fabrication with unique formula high reflectivity matte white paint for soft, uniform indirect illumination

OPTICS

- High transmission extruded acrylic enclosed lens features linear prisms with custom frost for high efficacy without pixelation
- Removable lens for easy access to LED module and electrical components

INSTALLATION

- Luminaire fits recessed exposed Grid ceilings (G); four integral NEC compliant T-bar clips are standard
- Can be placed in Slot Grid (SG) style ceiling with regress 3/8" above ceiling plane
- A Flange Kit (FK) accessory is available for recessed hard ceiling applications
- Surface Mount (SM) option allows placement below ceiling plane
- Cable Mount (CM) option allows suspension below ceiling plane

ELECTRICAL

- An access plate is furnished with each luminaire for fast wiring access without the necessity to open the fixture or wireway

CERTIFICATION

- Ambient temperature range: -25°C TO 25°C
- IC label is standard for recessed products
- Note that IC label is void if product is installed on site with a combination of both battery pack plus through wiring or for air return fixtures
- All luminaires are built to UL1598 Damp Location standards and bear appropriate CSA labels

WARRANTY

- 5 year warranty
- See [HLI Standard Warranty](#) for additional information



HUBBELL
Lighting



HUBBELL
Lighting

DATE: _____ LOCATION: _____

TYPE: _____ PROJECT: _____

CATALOG #: _____

SCCT

COMMERCIAL TROFFER WITH SPECTRACLEAN™ ANTIMICROBIAL LIGHTING

ORDERING GUIDE

Example: SCCT24-B-35MLG-EDU

CATALOG # _____

SCCT										
Model		Size		Version		CRI	Color Temp	Nominal Lumens	SpectraClean Output ²	Ceiling Type
SCCT Commercial Troffer with SpectraClean	14	1x4	B	Blended	Blank >80	30	3000K	XW 1x4, 2x4 (2500)	L1 Level 1	G Grid Lay-in ³
	22	2x2	BP	Blended Plus		35	3500K	VW 2x2 (1500); 1x4, 2x4 (3200)		SM Surface Mount
	24	2x4	N	Independent		40	4000K	MW 2x2 (2000); 1x4, 2x4 (3600)		CM Cable Suspended Mount ⁴
						50	5000K	LW 2x2 (2600); 1x4, 2x4 (4200) ML 2x2 (3300); 1x4, 2x4 (4800) HL 2x2 (3600); 1x4, 2x4 (5600) ¹		

Shielding	Driver	U Voltage	Options
Blank Curve	E Fixed output ED 0-10V Dimming ED1 0-10V 1% Dimming	U 120-277V	C388 3-Wire Flex C488 4-Wire Flex C588 5-Wire Flex GLR Fast Blow Fuse EOR End of Row (SM and CM only) INT Intermediate (SM and CM only) CP Chicago Plenum

Accessories

- ☐ FK14 1x4 Single Flange Kit
- ☐ FK22 2x2 Single Flange Kit
- ☐ FK24 2x4 Single Flange Kit
- ☐ CM48Y1SC3F48 Cable Mount Kit for 1x4, 3-wire cord
- ☐ CM48Y2SC3F-KIT Cable Mount Kit for 2x2 and 2x4, 3-wire cord

Notes:

- 1 HL not available with Blended Plus (BP) mode
- 2 Applies to Independent (N) and Blended Plus (BP) modes only. For Blended mode, leave blank.
- 3 Order with flange kit accessory
- 4 Order with cable mount kit accessory



HUBBELL
Lighting

SCCT

COMMERCIAL TROFFER WITH SPECTRACLEAN™ ANTIMICROBIAL LIGHTING

CONTROLS

NX Solution Guide for SpectraClean Antimicrobial Lighting Technology

When paired with SpectraSync enabled luminaires, SpectraClean Antimicrobial Lighting Technology delivers a comprehensive disinfection solution, simplifying setup through self-configuration and an optional Bluetooth® interface with mobile application.

- Device auto-configuration and plug-n-play connectivity
- Intuitive app interface and user-friendly wall stations

Order as separate catalog number. Visit www.hubbellcontrolsolutions.com

Note: 'xx' = color; Black (BK), Gray (GY), Ivory (IV), Light Almond (LA), Red (RD), White (blank).



NX™ DISTRIBUTED INTELLIGENCE ACCESORIES FOR SPECTRASYNC CONTROL	
Catalog Number	Descriptor
NXRC-2RD-UNV	NX Room Controller, 2 Relay, 0-10V Dimming, Universal Voltage
NXSW-SS-xx	NX Digital Scene Switch, 6 Buttons, 4 Presets, Raise/Lower
NXSW-ORLO-xx	NX Digital Switch Station, On/Raise/Lower/Off
NXOS-DT	NX Dual Tech Occupancy Sensor

NX User Interfaces



Wall stations for personalized control of light and color



NX mobile app offers user-friendly configuration tool



Area Controller GUI provides simple and intuitive programming

Android

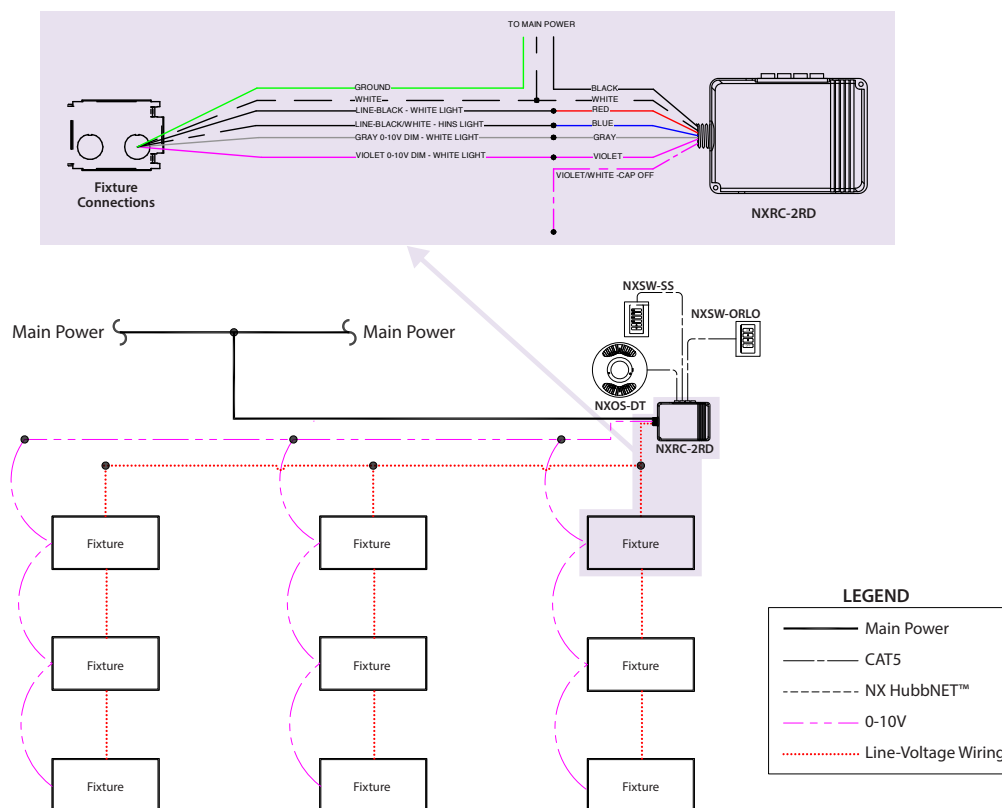


Free Bluetooth® enabled mobile app for ease of configuration

Apple



Typical NX Distributed Intelligence™ Layout for Stand-alone or Networked Room Control for Blended Plus or Independent SpectraClean Modes





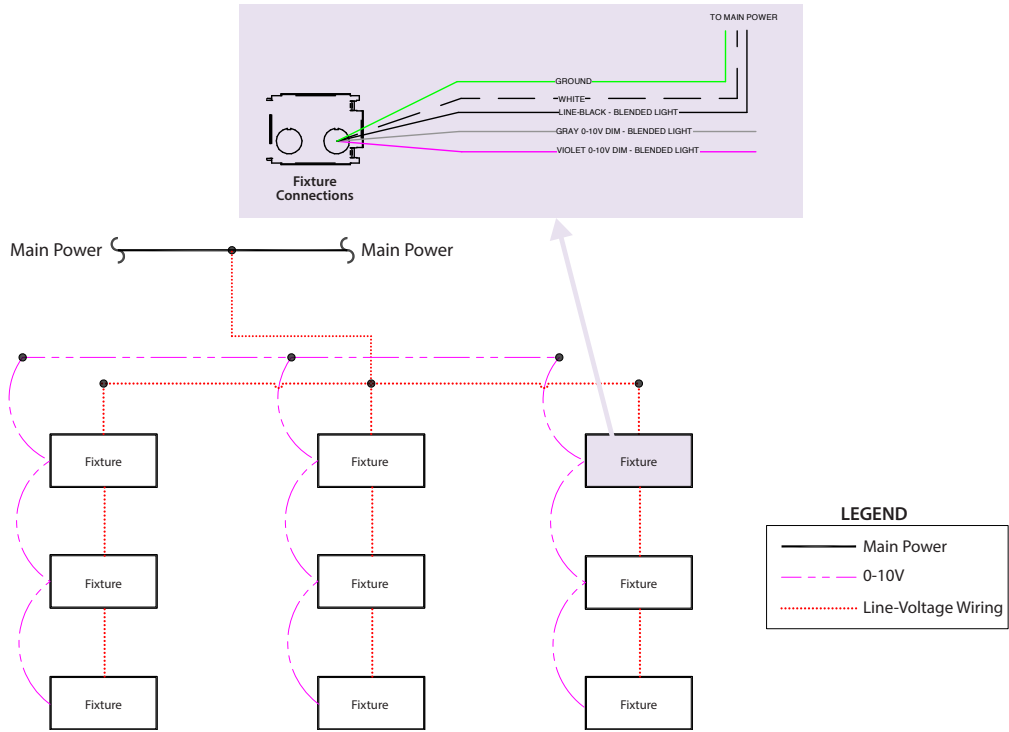
DATE:	LOCATION:
TYPE:	PROJECT:
CATALOG #:	

SCCT

COMMERCIAL TROFFER WITH SPECTRACLEAN™ ANTIMICROBIAL LIGHTING

CONTROLS (CONTINUED)

Typical Layout for Blended SpectraClean Mode





SCCT

COMMERCIAL TROFFER WITH SPECTRACLEAN™ ANTIMICROBIAL LIGHTING

DELIVERED LUMENS

PRODUCT AVAILABILITY 4000K 80 CRI					
Mode	Size	Lumen Package	Lumens	Input Watts	LPW
BLENDED	1x4	SCCT14-B-XW	2984	29	105
		SCCT14-B-VW	3814	38	101
		SCCT14-B-MW	4317	38	113
		SCCT14-B-LW	4970	44	112
		SCCT14-B-ML	5624	52	109
		SCCT14-B-HL	6581	62	106
	2x2	SCCT22-B-VW	1800	19	97
		SCCT22-B-MW	2359	22	106
		SCCT22-B-LW	3038	29	104
		SCCT22-B-ML	3747	38	99
		SCCT22-B-HL	3966	41	98
	2x4	SCCT24-B-XW	2984	29	105
		SCCT24-B-VW	3814	38	101
		SCCT24-B-MW	4317	38	113
		SCCT24-B-LW	4970	44	112
		SCCT24-B-ML	5624	52	109
		SCCT24-B-HL	6581	62	106
BLENDED PLUS (HINS ONLY)	1x4	SCCT14-BP-XX-L1	N/A	48	N/A
	2x2	SCCT22-BP-XX-L1	N/A	57	N/A
	2x4	SCCT24-BP-XX-L1	N/A	48	N/A
INDEPENDENT (WHITE)	1x4	SCCT14-N-XW	2414	19	127
		SCCT14-N-VW	3221	28	115
		SCCT14-N-MW	3467	30	116
		SCCT14-N-LW	4400	36	122
		SCCT14-N-ML	4919	39	126
		SCCT14-N-HL	5612	44	128
	2x2	SCCT22-N-VW	1616	14	115
		SCCT22-N-MW	2113	18	117
		SCCT22-N-LW	2782	23	121
		SCCT22-N-ML	3423	29	118
		SCCT22-N-HL	3711	32	116
	2x4	SCCT24-N-XW	2414	19	127
		SCCT24-N-VW	3221	28	115
		SCCT24-N-MW	3467	30	116
		SCCT24-N-LW	4400	36	122
		SCCT24-N-ML	4919	39	126
		SCCT24-N-HL	5612	44	128
INDEPENDENT (HINS ONLY)	1x4	SCCT14-N-XX-L1	N/A	48	N/A
	2x2	SCCT22-N-XX-L1	N/A	57	N/A
	2x4	SCCT24-N-XX-L1	N/A	48	N/A

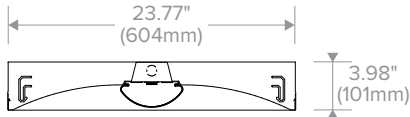


SCCT

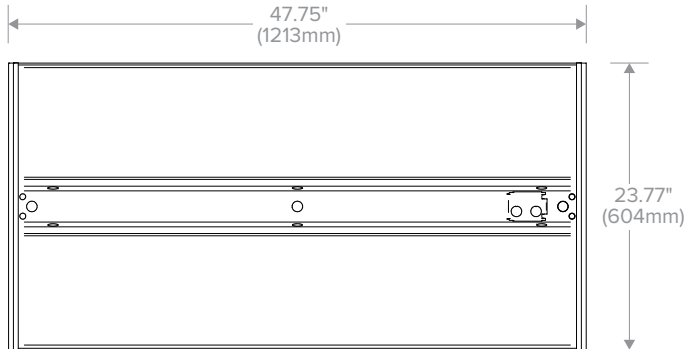
COMMERCIAL TROFFER WITH SPECTRACLEAN™ ANTIMICROBIAL LIGHTING

DIMENSIONS

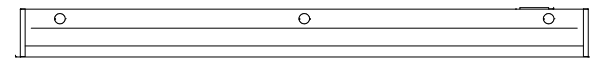
GRID



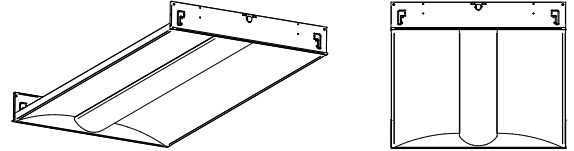
Grid, recessed section



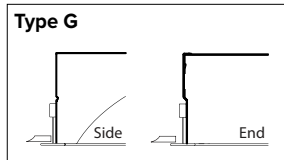
Grid, back of housing



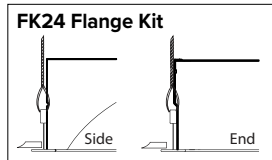
GRID, STATIC



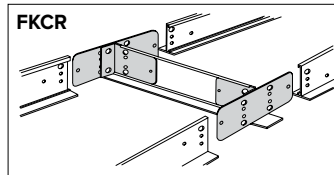
CEILING COMPATIBILITY



For lay-in installation in exposed grid ceilings. Maximum tee widths of 1" and maximum tee heights of 2" allowed.



For hard ceiling applications, order FK24 flange kit. Flange kit wires directly into concealed ceiling opening for a clean, finished appearance.

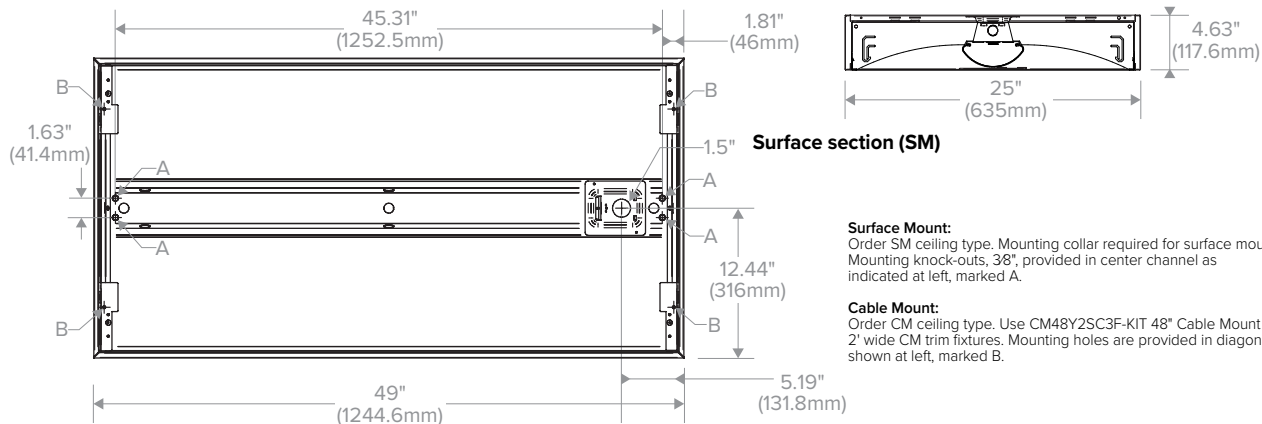


For flanged fixtures in row configurations, the FKCR adapter bracket kit is required in addition to the FK24 kit. Order one less FKCR than the total number of fixtures in row. (Example: Row of two, order (2) FK24 & (1) FKCR)

Row cut out dimensions using FK24s & FKCR adapters:
Width 24 $\frac{3}{8}$ ", Length [48" x (# in row)] + $\frac{3}{8}$ ".
Example: (48" x 2) + $\frac{3}{8}$ " = 96 $\frac{3}{8}$ "

Flange kit cut out dimension for single unit only: 24 $\frac{3}{8}$ " x 48 $\frac{3}{8}$ "

SURFACE MOUNT OR CABLE MOUNT, STATIC ONLY



Surface Mount (SM) and Cable Mount (CM), back of housing

Surface Mount:
Order SM ceiling type. Mounting collar required for surface mounting. (4) Mounting knock-outs, 3/8", provided in center channel as indicated at left, marked A.

Cable Mount:
Order CM ceiling type. Use CM48Y2SC3F-KIT 48" Cable Mount Kit for 2" wide CM trim fixtures. Mounting holes are provided in diagonal straps shown at left, marked B.

* For Cable Mount a 2" x 3" access plate with (4) 7/8" KOs provided in place of Mounting Collar shown.

NOTE: All dimensions are in inches; dimensions and specifications are subject to change without notice. Please consult factory or check sample for verification.