



Remote Lighting Heads

EVR Series

Architectural LED Emergency Remote

FEATURES

The EVR LED remote offers compact architectural design which matches the EV LED unit in size and performance. The use of a EVR2 remote doubles the multiple unit spacing, cuts down on AC wiring requirements and can be installed up to 50' from the EV unit. The EVR LED remote accepts DC input from an EV emergency light or EVC-D4 combo with remote capacity. The EVR2 is illuminated by 2 LED lamp-heads which are fully adjustable. The housing is made of UV stable thermoplastic with a light texture. The EVR matches the EV unit and EVC combo in color and texture. Available in White or Black finish. The EVR remote can be wall or ceiling mounted by use of a molded-in template and wired through the back-plate or conduit entry.

Input Power Requirements

4.8 Vdc at 2 watts provided from the EV4D emergency light or EVC-D4 combo with remote capacity

Specific LED information

Lamp Color: Cool White
 Total Lamp Output: 88 Lumens per LED
 System Efficacy: 80lm/W
 Rated LED Lamplife: Greater than 100,000 hrs

Warranty

LED Lifetime Warranty
 EVR Full 3 year warranty

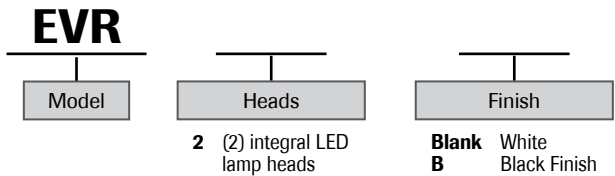
Catalog Number	
Comments	Type



Patents Pending

Caution: The EVR2 remote can only accept input power from the EV4D or EVC-D4 with remote capacity. The EVR2 will not work with any other emergency units.

ORDERING GUIDE



EVO Series

Outdoor LED Remote

FEATURES

The EVO outdoor LED remote is a single or double head LED based remote which accepts DC input from an EV emergency light or EVC-D4 combo with remote capacity. The EVO is best utilized as an over the door path of egress light for emergency operation. The EVO uses a single 3 watt rated LED per lamp-head and can be located up to 50' from the external power source. Available in white or black corrosion resistant finish. Lamp housing and mounting plate are made of durable die-cast aluminum.

Input Power Requirements

4.8Vdc at 1 watt per head provided exclusively from an EV4D emergency light or EVC-D4 combo with remote capacity

Specific LED information

Lamp Color: Cool White
 Total Lamp Output: 88 Lumens per head
 System Efficacy: 80 Lumens per LED
 Rated LED Lamplife: Greater than 100,000 hrs

Warranty

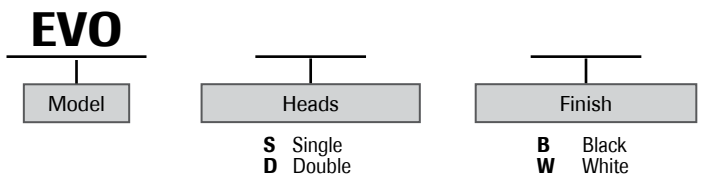
LED Lifetime Warranty
 EVO Full 3 year warranty

Catalog Number	
Comments	Type



Caution: The EVO remote can only accept input power from the EV4D emergency light or EVC-D4 combo. The EVO will not work with any other emergency units.

ORDERING GUIDE





Remote Lighting Heads

PGR

High Performance LED Remote

FEATURES

The PGR offers LED performance in a remote fixture. Architectural style for indoor or outdoor application. The unit is illuminated by 4 high power LED's arranged so that in the event of 1 or 2 LED failures the unit will continue to operate. The PGN accepts DC voltage which must be supplied from an external 6-12V DC emergency lighting unit. Housing and mounting plate are constructed of 1/8" die-cast aluminum and sealed with a 1/8" closed-cell silicone gasket. Housing finish is powder coated electro-deposition paint available in four colors: dark bronze, white, platinum silver and black. Remote can be wall-mounted by use of a universal molded-in template. Wired from the j-box through the back or through a conduit entry at the top.

Input Power Requirements

12 watts at 6vDC, 13 watts at 12vDC

Specific LED information

Lamp Color: neutral White, 4000K

Color Rendering Index(CRI): 75

Total Lamp Output: 445 Lumens min. Initial

LED Lamplife: 48,000 hrs. at 70% of Initial

U.S. Patent No. D627,916

ORDERING GUIDE

PGR

Model	Finish
	W White Z Dark Bronze P Platinum Silver B Black

Catalog Number	
Comments	Type



White



Black

LZR Series

Matching Remote Lighting Heads

FEATURES

Architectural/commercial design. High performance MR-16 halogen lamps standard. Mounts to standard electrical boxes using universal mounting plate provided. Fixture housing mounts to back plate in a choice of four mounting positions. Housings secured using locking screws provided.

ORDERING GUIDE

LZR

Model	Heads	Finish	Volts	Watts
	S Single D Double	W White B Black	06 6VDC 12 12VDC	05 5 watt halogen 10 10 watt Halogen 03L 3 watt LED

Catalog Number	
Comments	Type





Remote Lighting Heads

CPR Series

Decorative Indoor Remote Lighting Heads

FEATURES

Injection molded thermoplastic decorative lamphead and mounting plate assembly. Mounts to 3½" octagonal or single gang boxes. Single and twin lamp fixtures with MR16 lamp included. Standard finish is available in white or black.

ORDERING GUIDE

CPR

Model	Heads	Finish	Lamp
	S Single D Double	W White B Black	0605 6 Volt, 5 Watt Halogen 0603L 6 Volt, 3 Watt LED 1203L 12 Volt, 3 Watt LED

Catalog Number	
Comments	Type



OCR Series

Decorative Outdoor Remote Lighting Heads

FEATURES

Outdoor UL Wet Location Listed die cast aluminum lamp head and mounting plate assembly complete with MR 16 lamp. Single or twin lamp fixtures available in dark bronze, black or white polyester powder coat finish. Mounts to 3½" octagonal or single gang boxes. Available with 5 watt lamps. Housing rated up to 50 watts. Lamps higher than 5 watts supplied by others.

ORDERING GUIDE

OCR

Model	Heads	Finish	Lamp
	S Single D Double	W White B Black Z Dark Bronze	0605 6 Volt, 5 Watt Halogen 0603L 6 Volt, 3 Watt LED 1203L 12 Volt, 3 Watt LED

Catalog Number	
Comments	Type





Remote Lighting Heads

SRH Series

Standard Remote Lighting Heads

FEATURES

Injection molded thermoplastic lamphead/round mounting plate assemblies. Mounts to 3½" octagonal or single gang boxes. For use with most commercial or industrial emergency fixtures. Standard finish is available in white or black. Single and twin lamp fixtures with a choice of incandescent or halogen PAR 36 lamps.

ORDERING GUIDE

Model	Heads	Finish	Lamp
	S Single D Double	W White B Black	0605 6 volt, 5.4 watts Incandescent ¹ 0607 6 volt, 7.2 watts Incandescent ¹ 0608 6 volt, 8 watts Halogen 0612 6 volt, 12 watts Halogen 0618 6 volt, 18 watts Incandescent 0620 6 volt, 20 watts Halogen 0625 6 volt, 25 watts Incandescent 1207 12 volt, 7.2 watts Incandescent ¹ 1208 12 volt, 8 watts Halogen 1212 12 volt, 12 watts Halogen 1218 12 volt, 18 watts Incandescent 1225 12 volt, 25 watts Incandescent 1235 12 volt, 35 watts Incandescent

¹Sealed Beam Type Lamp

Catalog Number	
Comments	Type



OMS Series

Outdoor Remote Lighting Heads

FEATURES

Outdoor aluminum spot with sealed lamp and swivel assembly. Furnished with round gasketed aluminum mounting plate. Mounts to 3½" octagonal boxes.

ORDERING GUIDE

Model	Heads	Finish	Lamp
	S Single D Double	W White B Black	0605 6 volt, 5.4 watts Incandescent ¹ 0607 6 volt, 7.2 watts Incandescent ¹ 0608 6 volt, 8 watts Halogen 0612 6 volt, 12 watts Halogen 0618 6 volt, 18 watts Incandescent 0620 6 volt, 20 watts Halogen 0625 6 volt, 25 watts Incandescent 1207 12 volt, 7.2 watts Incandescent ¹ 1208 12 volt, 8 watts Halogen 1212 12 volt, 12 watts Halogen 1218 12 volt, 18 watts Incandescent 1225 12 volt, 25 watts Incandescent 1235 12 volt, 35 watts Incandescent 1250 12 volt, 50 watts Incandescent

¹Sealed Beam Type Lamp

Catalog Number	
Comments	Type





Remote Lighting Heads

AHD

All Metal Remote Lighting Heads

Catalog Number	
Comments	Type

FEATURES

Stamped aluminum housing with metal swivel. Standard finish available in white or black. Choice of incandescent or halogen PAR 36 lamps.

ORDERING GUIDE

Model	Heads	Finish	Lamp
	S Single D Double	W White B Black	0605 6 volt, 5.4 watts Incandescent ¹ 0607 6 volt, 7.2 watts Incandescent ¹ 0608 6 volt, 8 watts Halogen 0612 6 volt, 12 watts Halogen 0618 6 volt, 18 watts Incandescent 0620 6 volt, 20 watts Halogen 0625 6 volt, 25 watts Incandescent 1207 12 volt, 7.2 watts Incandescent ¹ 1208 12 volt, 8 watts Halogen 1212 12 volt, 12 watts Halogen 1218 12 volt, 18 watts Incandescent 1225 12 volt, 25 watts Incandescent 1235 12 volt, 35 watts Incandescent 1250 12 volt, 50 watts Halogen

¹Sealed Beam Type Lamp



GNX Series

Environmental Lighting Heads

Catalog Number	
Comments	Type

FEATURES

Moisture resistant thermoplastic head in black finish with coated lamp terminals and sealed swivel assembly. Furnished with mounting plate. Available with a choice of incandescent or halogen PAR 36 lamps. Matches N4X series units.

ORDERING GUIDE

Model	Heads	Finish	Lamp	Options
	S Single D Double	B Black	0607 6 volt, 7.2 watts Incandescent ¹ 0608 6 volt, 8 watts Halogen 0612 6 volt, 12 watts Halogen 0618 6 volt, 18 watts Incandescent 0620 6 volt, 20 watts Halogen 0625 6 volt, 25 watts Incandescent 1208 12 volt, 8 watts Halogen 1209 12 volt, 9 watts Incandescent ¹ 1212 12 volt, 12 watts Halogen 1218 12 volt, 18 watts Incandescent 1225 12 volt, 25 watts Incandescent 1235 12 volt, 35 watts Incandescent	L Shatter Containment ²

¹Sealed Beam Type Lamp

²Not available on Sealed Beam Type Lamps

Available with shatter containment option. Add "-L" to model number for Sealed Beam Lamps PAR36 only. Example: GNXSB0625-L





Remote Lighting Heads

C1D2R/C1D2TR

FEATURES

Suitable for wet and damp location applications. Rated for NEC Class I, Division 2, Groups B, C and D as well as Class I, Zone 2, Group IIB + H2 environments. Black housing and head assemblies. Single (C1D2R) and twin (C1D2TR) head models.

ORDERING GUIDE

MODEL NUMBERS		LAMPS*	
SINGLE HEAD HUB LEFT SIDE ^{1,2}	TWIN HEAD HUB LEFT SIDE ^{1,2}	VOLTS	WATTS
C1D2R-6V8W	C1D2TR-6V8W	6	8
C1D2R-6V12W	C1D2TR-6V12W	6	12
C1D2R-12V8W	C1D2TR-12V8W	12	8
C1D2R-12V12W	C1D2TR-12V12W	12	12

* PAR 36 Halogen sealed beam lamps.

¹Hub Right Side — add "R" to end of model number. Example C1D2R-6V8WR.

²Hubs Both Sides — add "F" to end of model number. Example C1D2R-6V8WF.

Catalog Number	
Comments	Type



3R Listed

DYNR

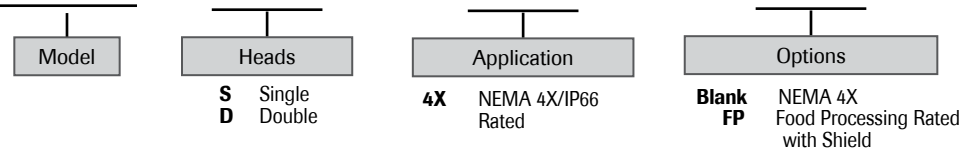
NEMA 4X / C1D2 / C2D1 Industrial Remote

FEATURES

Matching LED remote for the DYN series. Available in wet/Nema 4X or food processing option. Food processing option adds a shield. Single or double lamp-head. Designed for -22°F to 122°F (-30°C to 50°C)

ORDERING GUIDE

DYNR



Catalog Number	
Comments	Type





Remote Lighting Heads

CRH Series

LED Remote Heads for Chicago Products

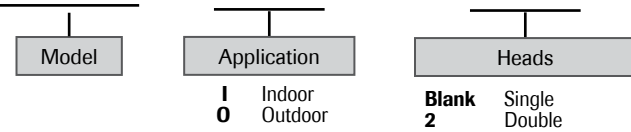
Catalog Number	
Comments	Type

FEATURES

The CRH Series offers emergency lighting for commercial applications. Indoor remotes made of durable 20-gauge steel with glass lens. Outdoor remotes made of die-cast aluminum with glass lens. CRH works with Chicago approved products CCU2, CRU and CLSC.

ORDERING GUIDE

CRH



Indoor Remote Head - CRHI

Outdoor Remote Head - CRHO