

STS-H SERIES POLES

SQUARE TAPERED STEEL

Cat.#	
Job	Type
Approvals	



HUBBELL
Outdoor Lighting

APPLICATIONS

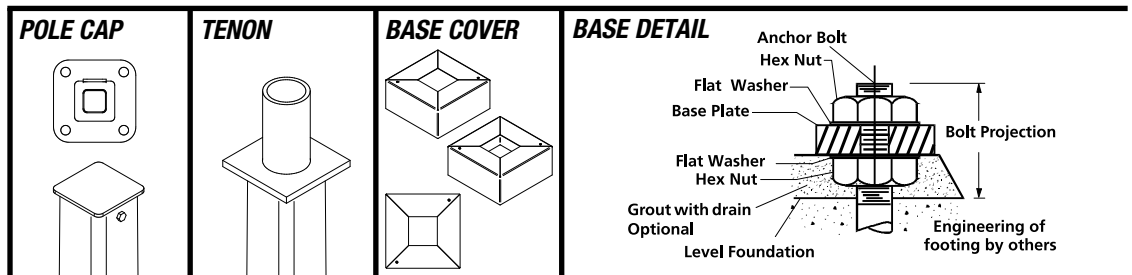
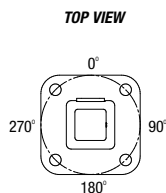
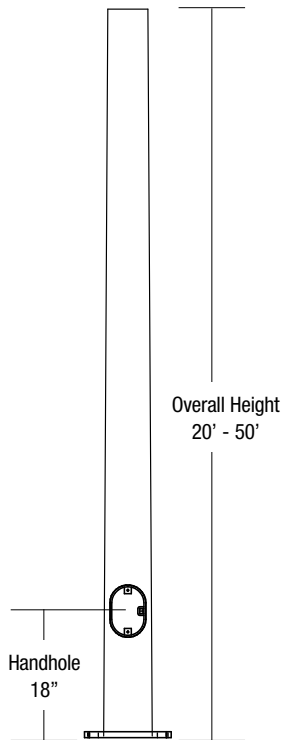
- Lighting installations for side and top mounting of luminaires with effective projected area (EPA) not exceeding maximum allowable loading of the specified pole in its installed geographic location

CONSTRUCTION

- **SHAFT:** One-piece; tapered steel with square cross section, ASTM A595 Grade A Steel; Longitudinal weld seam to appear flush in shaft wall; Steel base plate with bolt circle holes welded to pole shaft having minimum yield of 36,000 psi (ASTM A36) Pole shafts taper at .11"/ft.
- **ANCHOR BOLTS:** Supplied with (4) galvanized anchor bolts with minimum yield of 55,000 psi (ASTM F1554). Galvanized hardware with two washers and two nuts per bolt for leveling
- **BASE COVER:** Two-piece square base cover standard
- **POLE CAP:** Pole shaft supplied with removable cover when applicable; Tenon and post-top configurations also available
- **HANDHOLE:** 20' and 25' Poles: 3" X 5" handhole opening. Poles 30' and above have 4" X 6.5" handhole opening with cover and grounding provision. The center of the handhole is located 18" from the base of the pole.

FINISH

- Durable thermoset polyester powder coat paint finish with nominal 3.0 mil thickness
- Decorative finish coat available in six standard colors; Custom colors available, RAL number preferred



ORDERING INFORMATION


Reference page 2 for available configurations

ORDERING EXAMPLE:

STS - H - 20 - 65 - A - 2 - S2 - DB - SBC

SERIES	HEIGHT	SHAFT	THICKNESS	MOUNTING	DRILL PATTERN	FINISH	OPTIONS
STS-H Square Tapered Steel Pole Hubbell Outdoor	Reference page 2 Ordering matrix	Bottom O.D. Reference page 2 Ordering matrix	Reference page 2 Ordering matrix	1 Single arm mount 2 Two fixtures at 180° TA Tenon (2.375" OD) TB Tenon (2.875" OD) OT Open Top (includes pole cap)	S2 2 bolt 3.5" pattern B3 2 bolt 2.5" pattern (Ratio)	DB Dark Bronze Textured BL Black Textured WH White Textured PS Platinum Silver Smooth GT Graphite Textured GYS Gray Smooth CC Custom Color	GFI Provisions for GFI Receptacle EHH Extra Handhole C05' .5" Coupling C07' .75" Coupling C20' 2" Coupling VM2 2nd mode vibration damper LAB Less Anchor Bolts

MOUNTING ORIENTATION



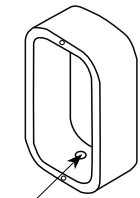
1 Specify option location using logic found on page 2 (Option Orientation)

ORDERING INFORMATION Cont.

Catalog Number	Height		Nominal Shaft Dimensions	Wall Thickness	Bolt Circle	Base Plate Square	Anchor bolt size	Bolt Projection	Pole weight
	Feet	Meters							
STS-H-20-50-A	20	6.1	5.25 x 3.05	0.119	10.75	10.75"	1 x 36 x 4	4.00	155
STS-H-25-60-A	25	7.6	6.00 x 3.25	0.119	12.00	11.50"	1 x 36 x 4	4.13	205
STS-H-30-60-A	30	9.1	6.41 x 3.11	0.119	12.50	11.88"	1 x 36 x 4	4.13	260
STS-H-35-70-A	35	10.7	6.81 x 2.96	0.119	13.00	12.25"	1 x 36 x 4	4.13	305
STS-H-40-70-B	40	12.2	7.13 x 2.87	0.179	13.50	12.63"	1 x 36 x 4	4.50	500
STS-H-45-80-B	45	13.7	7.88 x 2.93	0.179	14.50	13.68"	1 x 36 x 4	4.50	620
STS-H-45-90-B	45	13.7	8.75 x 3.80	0.179	15.75	14.25"	1.25 x 42 x 6	5.25	730
STS-H-50-90-B	50	15.2	8.81 x 3.31	0.179	16.00	15.50"	1.25 x 42 x 6	5.00	780

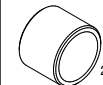
NOTE Factory supplied template must be used when setting anchor bolts. Hubbell Lighting will deny any claim for incorrect anchorage placement resulting from failure to use factory supplied template and anchor bolts.

EHH - EXTRA HANDHOLE

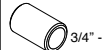


Limited Height Locations

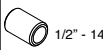
C05 - C07 - C20 - COUPLING



2" - 11.5 NPSC Threads



3/4" - 14 NPSC Threads



1/2" - 14 NPSC Threads

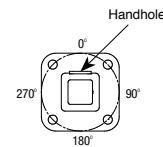
VM2 - VIBRATION DAMPER 2ND MODE



Factory installed, internal damper designed to alter pole resonance to reduce movement and material fatigue caused by 2nd mode vibration.

OPTION ORIENTATION

Follow the logic below when ordering location specific options. For each option, include its orientation (in degrees) and its height (in feet). Example: Option C07 should be ordered as: **STS-H-20-50-A-TA-DB-C05-0-15** (.5" coupling on the handhole/arm side of pole, 15 feet up from the pole base) 1' spacing required between options. Consult factory for other configurations.



For more information about pole vibration and vibration dampers, please consult http://cdn.hubbelloutdoor.com/content/products/literature/literature_files/Pole_Wind_Induced_Flyer_HL010022.pdf
Due to our continued efforts to improve our products, product specifications are subject to change without notice.



HUBBELL
Outdoor Lighting

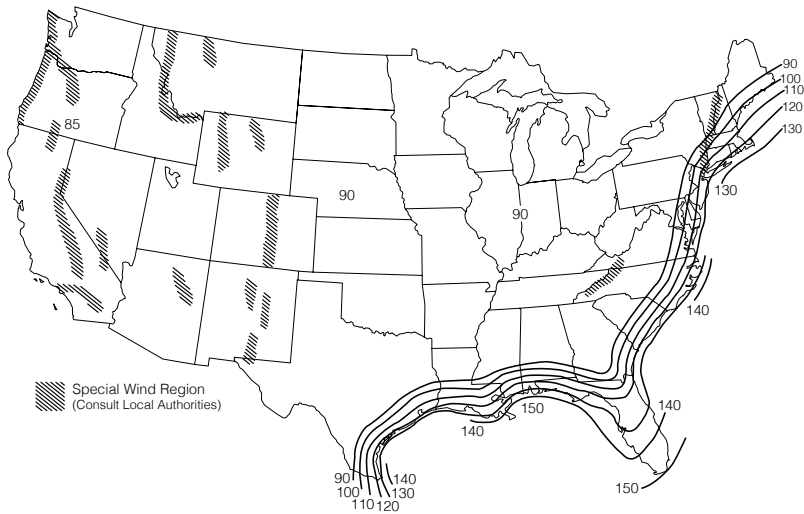
Hubbell Outdoor Lighting • 701 Millennium Boulevard • Greenville, SC 29607 • Phone: 864-678-1000
Due to our continued efforts to improve our products, product specifications are subject to change without notice.



HUBBELL
Lighting

© 2019 HUBBELL OUTDOOR LIGHTING, All Rights Reserved • For more information visit our website: www.hubbelloutdoor.com • Printed in USA STS-H POLES-SPEC 10/19

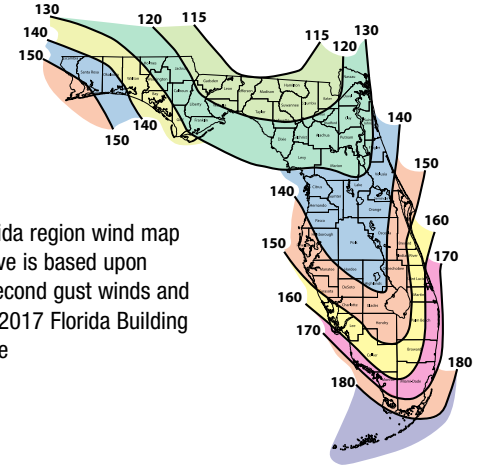
ASCE7-05 WIND MAP



HAWAII – 105 mph
PUERTO RICO – 145 mph

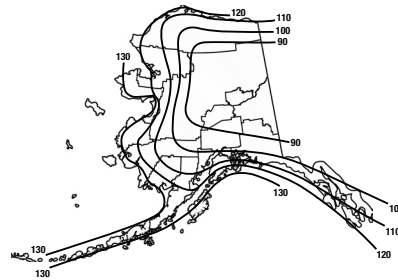
*PRINTED WITH PERMISSION FROM ASCE

FLORIDA REGION WIND MAP



- Florida region wind map above is based upon 3-second gust winds and the 2017 Florida Building Code

ALASKA REGION WIND MAP



ASCE 7-05 wind map EPA Load Rating - 3 second gust wind speeds									
Catalog Number	Height (ft)	85	90	100	110	120	130	140	150
STS-H-20-50-A	20	16.4	14.0	10.5	7.6	5.4	3.6	2.2	1.0
STS-H-25-60-A	25	12.8	10.4	7.0	4.4	2.2	nr	nr	nr
STS-H-30-60-A	30	8.5	6.6	3.4	1.0	nr	nr	nr	nr
STS-H-35-70-A	35	4.8	3.0	nr	nr	nr	nr	nr	nr
STS-H-40-70-B	40	13.5	10.8	6.4	3.0	nr	nr	nr	nr
STS-H-45-80-B	45	7.5	5.0	1.0	nr	nr	nr	nr	nr
STS-H-45-90-B	45	12.4	9.4	3.6	nr	nr	nr	nr	nr
STS-H-50-90-B	50	8.0	5.4	nr	nr	nr	nr	nr	nr

Florida Building Code 2017 EPA Load Rating - 3 second gust wind speeds									
Catalog Number	Height (ft)	115	120	130	140	150	160	170	180
STS-H-20-50-A	20	14.0	12.2	10.0	7.7	6.0	4.5	3.2	2.0
STS-H-25-60-A	25	10.5	9.0	6.5	4.5	2.7	1.5	nr	nr
STS-H-30-60-A	30	6.5	5.0	3.0	1.2	nr	nr	nr	nr
STS-H-35-70-A	35	3.0	1.7	nr	nr	nr	nr	nr	nr
STS-H-40-70-B	40	11.0	9.2	6.0	3.5	1.2	nr	nr	nr
STS-H-45-80-B	45	5.5	3.7	0.8	nr	nr	nr	nr	nr
STS-H-45-90-B	45	9.5	7.2	3.0	nr	nr	nr	nr	nr
STS-H-50-90-B	50	5.5	3.0	nr	nr	nr	nr	nr	nr

NOTES

- Allowable EPA, to determine max pole loading weight, multiply allowable EPA by 30 lbs.
- The tables for allowable pole EPA are based on the ASCE 7-05 Wind Map or the Florida Region Wind Map for the 2017 Florida Building Code. The Wind Maps are intended only as a general guide and cannot be used in conjunction with other maps. Always consult local authorities to determine maximum wind velocities, gusting and unique wind conditions for each specific application
- Allowable pole EPA for jobsite wind conditions must be equal to or greater than the total EPA for fixtures, arms, and accessories to be assembled to the pole. Responsibility lies with the specifier for correct pole selection. Installation of poles without luminaires or attachment of any unauthorized accessories to poles is discouraged and shall void the manufacturer's warranty
- Wind speeds and listed EPAs are for ground mounted installations. Poles mounted on structures (such as bridges and buildings) must consider vibration and coefficient of height factors beyond this general guide; Consult local and federal standards
- Wind Induced Vibration brought on by steady, unidirectional winds and other unpredictable aerodynamic forces are not included in wind velocity ratings. Consult Hubbell Lighting's Pole Vibration Application Guide for environmental risk factors and design considerations. http://cdn.hubbelloutdoor.com/content/products/literature/literature_files/Pole_Wind_Induced_Flyer_HL010022.pdf
- Extreme Wind Events like, Hurricanes, Typhoons, Cyclones, or Tornadoes may expose poles to flying debris, wind shear or other detrimental effects not included in wind velocity ratings

Due to our continued efforts to improve our products, product specifications are subject to change without notice.



HUBBELL
Outdoor Lighting

Hubbell Outdoor Lighting • 701 Millennium Boulevard • Greenville, SC 29607 • Phone: 864-678-1000

Due to our continued efforts to improve our products, product specifications are subject to change without notice.



HUBBELL
Lighting