

JOB \_\_\_\_\_ TYPE \_\_\_\_\_

NOTES \_\_\_\_\_ APPROVALS \_\_\_\_\_

### FEATURES

- Full Cutoff PicoEmitter technology
- Patented low profile luminaire<sup>1</sup>
- Available in 580nm, 3000K, 4000K and 5000K standard CCT
- Type 1, 2, 3, 4, 5, R, L distributions
- 0-10V dimming drivers standard
- Sealed optical chamber, IP66 certified

### Certifications

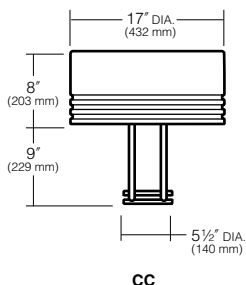


3000K and warmer CCTs only

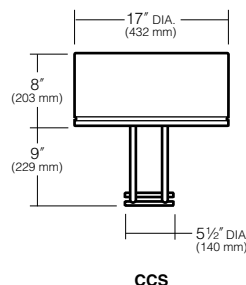
### SPECIFICATIONS



Max. Weight = 31 lbs. EPA 0.7.  
See Configuration for Additional EPAs.



CC



CCS

### ORDERING CODE

| Configuration    | EPA | Fixture                              |                 |                       | Electrical Module |                                |                       | Fixture Finish |
|------------------|-----|--------------------------------------|-----------------|-----------------------|-------------------|--------------------------------|-----------------------|----------------|
| FM               | PT  | Housing                              | Distribution    | Drive Current         | Source            | Color Temperature <sup>2</sup> | Voltages              | BL             |
| Flush Mount      | 0.7 | CC17P Post Top Mount, three reveals  | 1 Type I        | E35 350mA PicoEmitter | 60L 60 LEDs, 67W  | 2K 580nm <sup>3</sup>          | 120 120V              | DB             |
| Post Tenon Mount | 0.7 | CCS17P Post Top Mount, single groove | 2 Type II       |                       |                   | 3K 3000K                       | 208 208V              | GT             |
|                  |     |                                      | 3 Type III      |                       |                   | 4K 4000K                       | 240 240V              | LG             |
|                  |     |                                      | 4 Type IV       |                       |                   | 5K 5000K                       | 277 277V              | PS             |
|                  |     |                                      | 5 Type V        |                       |                   |                                | 347 347V <sup>4</sup> | TT             |
|                  |     |                                      | R Type R, Right |                       |                   |                                | 480 480V <sup>4</sup> | WH             |
|                  |     |                                      | L Type L, Left  |                       |                   |                                |                       | CC             |

| Photocell Options                | Fuse Options                | Lens Options                         | NFO Option  | Other Options                  | Control Options   | Mounting Options  |
|----------------------------------|-----------------------------|--------------------------------------|---|--------------------------------|---|---|
| A25-7 7-pin Photocell Receptacle | SF 120, 277, 347 Line Volts | L17F Polycarbonate Lens <sup>5</sup> | NFO Neighbor Friendly Optic. Photometry available for Type III/IV. All others, consult factory. | REV Accent Reveal <sup>6</sup> | Wireless<br>WIR-RMI-IO 120-480V, 1000' range, wiSCAPE RF control system with on/off/dim, alerts, monitoring and metering capabilities | Flush Mount<br>3.38 3.38" O.D. Pole<br>4.50 4.5" O.D. Pole<br>5.00 5" O.D. Pole |
| A30 120V Button Photocell        | DF 208, 240, 480 Line Volts |                                      |   |                                |   |   |
| A31 208V Button Photocell        |                             |                                      |   |                                |   |   |
| A32 240V Button Photocell        |                             |                                      |   |                                |   |   |
| A33 277V Button Photocell        |                             |                                      |   |                                |   |   |
| A34 480V Button Photocell        |                             |                                      |   |                                |   |   |
| A35 347V Button Photocell        |                             |                                      |   |                                |   |   |

For Pole Spec Select: [http://www.kimlighting.com/products/arms\\_and\\_poles/](http://www.kimlighting.com/products/arms_and_poles/)  
For Control Spec Select: <http://trpssl.com/index.html>

<sup>1</sup> US Patent No. D568,521 S. Other patents pending.  
<sup>2</sup> For custom optics and color temperature configurations, contact factory.  
<sup>3</sup> Turtle friendly. Maximum 500mA drive current for 2K amber option.  
<sup>4</sup> 347V & 480V currents may be supplied with step-down transformer.  
<sup>5</sup> Use only when vandalism is anticipated to be high. Required only for vandal protection in locations where fixtures can be reached by unauthorized persons.  
<sup>6</sup> CC only. Available in 6 standard fixture finishes. Specify finish, example: BL-REV.  
<sup>7</sup> Not available with other sensor or wireless control options.  
<sup>8</sup> Specify group and zone at time of order. See [www.hubbellighting.com/sitesync](http://www.hubbellighting.com/sitesync) for more details. Order at least one SiteSync interface accessory SWUSB or SWTAB. Each option contains SiteSync License, GUI, and Bridge Node.

#### Control Accessories

- SW7PR<sup>7,8</sup> Site Sync with 7-pin PCR
- SWUSB<sup>†</sup> SiteSync Software on USB
- SWTAB<sup>†</sup> SiteSync Windows® Tablet
- SWBRG<sup>†</sup> SiteSync Wireless Bridge Node
- WIR-RME-L wiSCAPE 7-pin Module
- NXOFM-1R1D-UNV NX 7-pin Module

<sup>†</sup> When ordering with SiteSync, one of the following interface options must be chosen and ordered separately. Each option contains the SiteSync License, GUI and Bridge Node.

SiteSync Lighting Control is available from our most popular brands in a broad range of award-winning product families.

**LUMINAIRE PERFORMANCE**

| Spectroradiometric          |               |               |               |
|-----------------------------|---------------|---------------|---------------|
|                             | 3000K Average | 4000K Average | 5000K Average |
| Color Rendering Index (CRI) | ≥80           | ≥80           | ≥70           |
| Power Factor                | >.90          | >.90          | >.90          |

| Projected Lumen Maintenance |             |                  |
|-----------------------------|-------------|------------------|
| mA                          | 100,000 hrs | (Calculated L70) |
| 350                         | 93.22%      | 584,000 hrs.     |

| Electrical Drive Current |           |              |
|--------------------------|-----------|--------------|
| Volts - AC               | Amps - AC | System Watts |
| 120                      | 0.56      | 67           |
| 208                      | 0.32      | 67           |
| 240                      | 0.28      | 67           |
| 277                      | 0.24      | 67           |
| 347                      | 0.19      | 67           |
| 480                      | 0.14      | 67           |

| B.U.G. Rating (TM15) in Lumens wher B = Backlight, U = Uplight, G = Glare |          |          |          |            |          |            |          |          |
|---|----------|----------|----------|------------|----------|------------|----------|----------|
| Temperature   | TYPE 1   | TYPE 2   | TYPE 3   | TYPE 3 NFO | TYPE 4   | TYPE 4 NFO | TYPE 5   | TYPE L/R |
| 3000K   | B3 U0 G3 | B2 U0 G2 | B1 U0 G2 | B1 U0 G1   | B1 U0 G2 | B1 U0 G2   | B3 U0 G2 | TBD      |
| 4000K   | B3 U0 G3 | B2 U0 G2 | B1 U0 G2 | B1 U0 G2   | B1 U0 G2 | B1 U0 G2   | B3 U0 G2 | TBD      |
| 5000K   | B3 U0 G3 | B2 U0 G2 | B2 U0 G2 | B1 U0 G2   | B1 U0 G2 | B1 U0 G2   | B3 U0 G2 | TBD      |

| Absolute Lumens |        |        |        |            |        |            |        |          |
|-----------------|--------|--------|--------|------------|--------|------------|--------|----------|
| Temperature     | TYPE 1 | TYPE 2 | TYPE 3 | TYPE 3 NFO | TYPE 4 | TYPE 4 NFO | TYPE 5 | TYPE L/R |
| 3000K           | 5754   | 5900   | 5858   | 4840       | 5918   | 4905       | 5913   | TBD      |
| 4000K           | 5901   | 6051   | 6008   | 4964       | 6070   | 5031       | 6064   | TBD      |
| 5000K           | 5969   | 6120   | 6076   | 5020       | 6139   | 5089       | 6134   | TBD      |

LED performance and lumen output continues to improve at a rapid pace. Log onto [www.kimlighting.com](http://www.kimlighting.com) to download the most current photometric files from Kim Lighting's IES File Library. For custom optics and color temperature configurations, contact factory.

Kim Lighting reserves the right to change specifications without notice.

**SPECIFICATIONS**

**Housing:**

- One-piece die-cast, low copper (<0.6% Cu) aluminum alloy with integral cooling ribs over the optical chamber and electrical compartment.
- Solid barrier wall separates optical and electrical compartments.
- Double-thick wall with gussets on the support-arm mounting end.
- Housing forms a half cylinder with 55° front face plane providing a recess to allow a flush single-latch detail.
- All hardware is stainless steel or electro-zinc plated steel.

**Lens Frame:**

- One-piece die-cast, low copper (<0.6% Cu) aluminum alloy lens frame with 1" minimum depth around the gasket flange.
- Integral hinges with stainless steel pins provide no-tool mounting and removal from housing.
- Single die-cast aluminum cam-latch provides positive locking and sealing of the optical chamber by a one-piece extruded and vulcanized silicone gasket to provide an IP66 rating for the optical module.
- Clear 3/8" thick tempered glass lens retained by eight steel clips with full silicone gasketing around the perimeter.

**Neighbor Friendly Optic**

- Integrated Neighbor Friendly Optic on each PicoEmitter module to completely control unwanted backlight. Most effective with Type III and IV distributions.

**Lens:**

- Fixture supplied with a one-piece flat, clear, UV stabilized polycarbonate, fully gasketed, replacing the standard tempered glass lens.  
**CAUTION:** Use only when vandalism is anticipated to be high. Useful life is limited by UV discoloration from sunlight. A program of regular inspection and periodic replacement is highly recommended to maintain optimum fixture performance.

**Optical Module:**

- Precision, replaceable PicoEmitters are positioned to achieve directional control toward desired task.
- The entire EmitterDeck fastens to the housing as a one-piece module.

- Type I, II, III, IV, V, L (left), and R (right) standard distributions. Custom available.
- 3000K, 4000K, 5000K standard CCT. Amber and custom available.
- IP66 certified
- Die-cast, low copper aluminum heat sink modules provide thermal transfer at PCB level.
- Anodized aluminum carrier plate and heat sink modules.

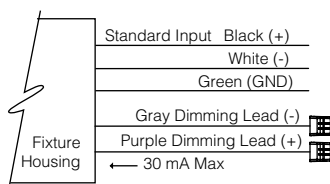
**Electrical Characteristics:**

- 120V through 480V @ 50/60Hz.
- Class 1, 350mA.
- Power Factor = >.90
- National Electrical Code, ANSI/NFPA 70.
- 10kV surge suppression.
- Thermalshield thermal control.
- -40c starting driver.
- 0-10V dimming interface.
- All electronic components are IP66 rated.
- Electronic components are UL and/or CSA recognized.

**Dimming:**

- 10% to 100% dimming using standard 0-10V interface driver.
- To activate the dimming system, a wiring harness is supplied and attached to the DIM Port (DIM IN) on the thermal shield protection system. This port allows the 0-10V Interface to bypass the thermal shield and control the driver.
- The thermal shield works in conjunction with the control system to assure that overheating will not harm the LEDs.

The wiring harness is connected with the use of the Purple lead as the positive (+) and the Grey lead as the negative (-) to an available control signal (by others).



**Support Arm:**

- One-piece extruded aluminum with internal bolt guides and fully radiussed top and bottom.

- Luminaire-to-pole attachment is by internal draw bolts, and includes a pole reinforcing plate with wire strain relief.
- Arm is circular cut for specified round pole.
- Optional cast, low copper aluminum horizontal slip-fitter with adaptor plate to secure the luminaire to 2" IPS pipe size arms.
- Optional cast aluminum wall mount plate assembly. Attaches to the wall over the junction box. Luminaire attaches to the wall plate.

**Finish:**

- Fade and abrasion resistant, electrostatically applied, thermally cured, triglycidal isocyanurate (TGIC) polyester powdercoat.
- Standard colors include (BL) Black, (DB) Dark Bronze, (GT) Graphite, (WH) White, (PS) Platinum Silver, (LG) Light Gray, (TT) Titanium, and (CC) Custom Color (Include RAL#).

**Fusing:**

**SF** for 120, 277 and 347 Line Volts  
**DF** for 208, 240 and 480 Line Volts.

- High temperature fuse holders factory installed inside the fixture housing. Fuse is included.

**Certifications and Listings:**

- UL 1598 Standard for wet locations for Luminaires.
- UL 8750 Standard for Safety for Light Emitting Diode (LED) Equipment for use in Lighting Products.
- IP66 certified.
- IK09 rated.
- CSA C22.2#250.0 Luminaires.
- RoHS compliant.
- IDA approved, 3000K and warmer CCTs only.

**CAUTION:**

- Fixtures must be grounded in accordance with national, state and/or local electrical codes, Failure to do so may result in serious personal injury.

**WARRANTY:**

- For full warranty see <http://www.hubbellighting.com/resources/warranty>

*Kim Lighting reserves the right to change specifications without notice.*

**CONTROLS**

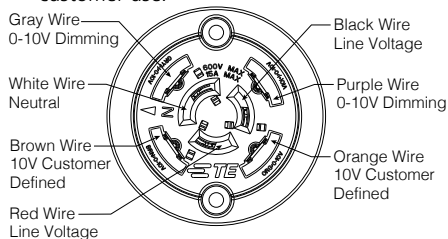
**PhotoCell Receptacle**

**A25-7**

Fully gasketed and wired 7-pin receptacle option. Easy access location above the electrical compartment. 7-pin construction allows for a user-defined interface and provides a controlled definition of operational performance. ANSI twist-lock control module by-others.

Standard customer operation modes:

1. Traditional on/off photoelectric control.
2. 5-pin wireless photoelectric control for added dimming feature.
3. 7-pin wireless photoelectric control for dimming and additional I/O connections for customer use.



**Button Photocell**

**A30** for 120V, **A31** for 208V, **A32** for 240V, **A33** for 277V, **A35** for 347V, **A34** for 480V, Photocell is factory installed inside the housing with a fully gasketed sensor on the side wall. For multiple fixture mountings, one fixture is supplied with a photocell to operate the others.

**Wireless Controls**

**wiSCAPE™**

Hubbell Control Solution's wiSCAPE™ wireless control modules allow an individual fixture to be managed, monitored and measured. The modules communicate securely over a robust certified meshed radio signal. The wiSCAPE modules provide on/off/dim control, external device input, alerts and metering.

**WIR-RMI-IO**

wiSCAPE Internal Module, 120-480V, 1000ft range (LOS), 3 Digital Inputs/1 Analog Input, 2 Outputs.

**WIR-RME-L**

wiSCAPE External Module, 120-480V, 1000ft range (LOS), Internal Photocell, 1 Digital Input, Compatible with the A-25-7H option

**SiteSync™<sup>1</sup>**

SiteSync™ wireless control system for reduction in energy and maintenance cost while optimizing light quality 24/7. See ordering information or visit [www.hubbellighting.com/products/sitesync](http://www.hubbellighting.com/products/sitesync) for more details.

**Pole Mounted**

**Round Pole-Mounted Occupancy Sensor up to 16'**

**SCL-R**

Round Pole-Mounted Occupancy Sensor up to 16' - an outdoor occupancy sensor with 0-10V interface dimming control that mounts directly to the pole. Wide 360° pattern. Module colors are available in Black, Gray, and White. Module is cut for round pole mounting. Pole diameter is needed upon order. Poles to be drilled in the field will be provided with installation instructions.

Ordering Example: SCL-R4<sup>4</sup>/277<sup>2</sup>/BL<sup>3</sup>

**Square Pole-Mounted Occupancy Sensor up to 16'**

**SCL-S**

Square Pole-Mounted Occupancy Sensor up to 16' - an outdoor occupancy sensor with 0-10V interface dimming control that mounts directly to the pole. Wide 360° pattern. Module colors are available in Black, Gray, and White. Module is cut for square pole mounting. Pole diameter is needed upon order. Poles to be drilled in the field will be provided with installation instructions.

Ordering Example: SCL-L/277<sup>2</sup>/BL<sup>3</sup>

**Round Pole-Mounted Occupancy Sensor 16' to 30'**

**SCH-R**

Round Pole-Mounted Occupancy Sensor: 16' to 30' - an outdoor occupancy sensor with 0-10V interface dimming control that mounts directly to the pole. Wide 360° pattern. Module colors are available in Black, Gray, and White. Module is cut for round pole mounting. Pole diameter is needed upon order. Poles to be drilled in the field will be provided with installation instructions.

Ordering Example: SCH-R4<sup>4</sup>/277<sup>2</sup>/BL<sup>3</sup>

**Square Pole-Mounted Occupancy Sensor 16' to 30'**

**SCH-S**

Square Pole-Mounted Occupancy Sensor: 16 to 30' - an outdoor occupancy sensor with 0-10V interface dimming control that mounts directly to the pole. Wide 360° pattern. Module colors are available in Black, Gray, and White. Module is cut for round pole mounting. Pole diameter is needed upon order. Poles to be drilled in the field will be provided with installation instructions.

Ordering Example: SCH-S/277<sup>2</sup>/BL<sup>3</sup>

**SCP**

The SCP is a photo-control with motion sensing accessory that mounts to the side of any new or existing 3"-5" round or square straight pole. The SCP enables any pole mounted luminaire in excess of 75 watts, to meet California Title 24 requirements with integral 20KV/10KA surge protection for added reliability and serviceability.

For more detail:

[http://www.aal.net/products/sensor\\_control\\_programmable](http://www.aal.net/products/sensor_control_programmable)

<sup>1</sup>PRECOMMISSIONED SITESYNC ORDERING INFORMATION: When ordering a fixture with the SiteSync lighting control option, additional information will be required to complete the order. The SiteSync Commissioning Form or alternate schedule information must be completed. This form includes Project location, Group information, and Operating schedules. For more detailed information please visit [www.HubbellLighting.com/products/sitesync](http://www.HubbellLighting.com/products/sitesync) or contact Hubbell Lighting tech support at (800) 345-4928.

SiteSync fixtures with occupancy sensor (SWPM) require the mounting height of the fixture for selection of the lens.

Examples:

SiteSync only : ALT3/P70/60L/3KUV/PS/US/SWP

SiteSync with Motion Control: ALT3/P70/60L/3KUV/PS/US/SWPM-20F

MOB ORDERING INFORMATION: When ordering a fixture with a dimming occupancy sensor option (MOB), please specify the appropriate information. These settings are specified in the ordering as shown in the example below.

ALT3/P70/60L/3KUV/PS/US/MOB - 1 to 30 min - 33% or 50% - ?? / DBT

High to Dim Delay      Low Level      Mounting Height (ft.)

<sup>2</sup>Voltage, <sup>3</sup>Color, <sup>4</sup>Pole Diameter