

JOB _____ TYPE _____
 NOTES _____ APPROVALS _____

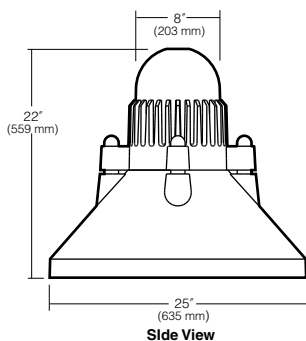
FEATURES

- Full Cutoff PicoEmitter technology
- Available in 580nm, 3000K, 4000K and 5000K standard CCT
- Type 1, 2, 3, 4, 5, R & L distributions
- 0-10V dimming drivers standard
- Sealed optical chamber, IP66 certified

Certifications



SPECIFICATIONS



Approx. Weight = 70 lbs. EPA 1.5 for 1A.
 See Configuration for Additional EPAs.

ORDERING CODE

Configuration	EPA	Fixture	Electrical Module	Fixture Finish	Photocell Options
<ul style="list-style-type: none"> 1A 1 Arm Side Mt. 1.5 2B 2 Arm Side Mt. 3.0 3Y 3 Arm Side Mt. 4.5 4C 4 Arm Side Mt. 5.2 1W Single Wall Mt. n/a 		RA25 Distribution Drive Current 1 Type I E35 350mA PicoEmitter 2 Type II 3 Type III 4 Type IV 5 Type V R Type R Right L Type L Left	Source Color Temperature ¹ 120L 120 LEDs, 126W 2K 580nm ² 3K 3000K 4K 4000K 5K 5000K	Voltages UV 120-277V 120 120V 208 208V 240 240V 277 277V 347 ³ 347V 480 ³ 480V	BL Black DB Dark Bronze GT Graphite LG Light Gray PS Platinum Silver TT Titanium WH White CC Custom Color* *Consult Representative

NOTE: EPA is for Fixture only

Fuse Options	Lens Options	NFO Option	Control Options	Arm Type
--------------	--------------	------------	-----------------	----------

SF 120, 277, 347 Line Volts DF 208, 240, 480 Line Volts	LS Polycarbonate Lens ⁴	NFO Neighbor Friendly Optic* *Photometry available for Type III/IV. All others, consult factory.	Wireless WIR-RMI-IO 120-480V, 1000' range, wiSCAPE RF control system with on/off/dim, alerts, monitoring and metering capabilities Motion SCL-R Round Pole Mounted Occupancy Sensor up to 16' SCL-S Square Pole Mounted Occupancy Sensor up to 16' SCH-R Round Pole Mounted Occupancy Sensor 16' to 30' SCH-S Square Pole Mounted Occupancy Sensor 16' to 30'	<table border="1"> <thead> <tr> <th>Pole Arm</th> <th>Pole Tenon Mount</th> <th>Wall Mount</th> <th>Style</th> </tr> </thead> <tbody> <tr> <td>HA01L</td> <td>HA01L-TM1</td> <td></td> <td>Post Top Crook</td> </tr> <tr> <td>HA02L</td> <td>HA02L-TM1, HA02L-TM2, HA02L-TM3, HA02L-TM4</td> <td>HA02L-W</td> <td>Side Pole Crook</td> </tr> <tr> <td>HA03L</td> <td>HA03L-TM1, HA03L-TM2, HA03L-TM3, HA03L-TM4</td> <td></td> <td>Post Top Swept Cast Arm</td> </tr> <tr> <td>HA11L</td> <td>HA11L-TM1, HA11L-TM2, HA11L-TM3, HA11L-TM4</td> <td>HA11L-W</td> <td>Side Pole Swept Cast Arm</td> </tr> <tr> <td>HA12L</td> <td>HA12L-TM1, HA12L-TM2, HA12L-TM3, HA12L-TM4</td> <td>HA12L-W</td> <td>Side Pole S-Shaped Up Cast Arm</td> </tr> <tr> <td>HA14L</td> <td>HA14L-TM1, HA14L-TM2, HA14L-TM3, HA14L-TM4</td> <td>HA14L-W</td> <td>Side Pole Neo-Classic Arm</td> </tr> <tr> <td>HA31L</td> <td>HA31L-TM1, HA31L-TM2, HA31L-TM3, HA31L-TM4</td> <td>HA31L-W</td> <td>Side Pole Arm w/Top Scroll</td> </tr> <tr> <td>HA33L</td> <td>HA33L-TM1, HA33L-TM2, HA33L-TM3, HA33L-TM4</td> <td>HA33L-W</td> <td>Side Pole Ribbon Arm w/Top Gusset</td> </tr> <tr> <td>HA35L</td> <td>HA35L-TM1</td> <td>HA35L-W</td> <td>Side Pole Ribbon Arm w/Top Brace</td> </tr> <tr> <td>HA37L</td> <td>HA37L-TM1</td> <td>HA37L-W</td> <td>Side Pole Ribbon w/Top Brace, Bottom Scroll</td> </tr> <tr> <td>HA38L</td> <td>HA38L-TM1</td> <td>HA38L-W</td> <td>Side Pole Ribbon w/Top Brace, Bottom Gusset</td> </tr> </tbody> </table>	Pole Arm	Pole Tenon Mount	Wall Mount	Style	HA01L	HA01L-TM1		Post Top Crook	HA02L	HA02L-TM1, HA02L-TM2, HA02L-TM3, HA02L-TM4	HA02L-W	Side Pole Crook	HA03L	HA03L-TM1, HA03L-TM2, HA03L-TM3, HA03L-TM4		Post Top Swept Cast Arm	HA11L	HA11L-TM1, HA11L-TM2, HA11L-TM3, HA11L-TM4	HA11L-W	Side Pole Swept Cast Arm	HA12L	HA12L-TM1, HA12L-TM2, HA12L-TM3, HA12L-TM4	HA12L-W	Side Pole S-Shaped Up Cast Arm	HA14L	HA14L-TM1, HA14L-TM2, HA14L-TM3, HA14L-TM4	HA14L-W	Side Pole Neo-Classic Arm	HA31L	HA31L-TM1, HA31L-TM2, HA31L-TM3, HA31L-TM4	HA31L-W	Side Pole Arm w/Top Scroll	HA33L	HA33L-TM1, HA33L-TM2, HA33L-TM3, HA33L-TM4	HA33L-W	Side Pole Ribbon Arm w/Top Gusset	HA35L	HA35L-TM1	HA35L-W	Side Pole Ribbon Arm w/Top Brace	HA37L	HA37L-TM1	HA37L-W	Side Pole Ribbon w/Top Brace, Bottom Scroll	HA38L	HA38L-TM1	HA38L-W	Side Pole Ribbon w/Top Brace, Bottom Gusset
Pole Arm	Pole Tenon Mount	Wall Mount	Style																																																	
HA01L	HA01L-TM1		Post Top Crook																																																	
HA02L	HA02L-TM1, HA02L-TM2, HA02L-TM3, HA02L-TM4	HA02L-W	Side Pole Crook																																																	
HA03L	HA03L-TM1, HA03L-TM2, HA03L-TM3, HA03L-TM4		Post Top Swept Cast Arm																																																	
HA11L	HA11L-TM1, HA11L-TM2, HA11L-TM3, HA11L-TM4	HA11L-W	Side Pole Swept Cast Arm																																																	
HA12L	HA12L-TM1, HA12L-TM2, HA12L-TM3, HA12L-TM4	HA12L-W	Side Pole S-Shaped Up Cast Arm																																																	
HA14L	HA14L-TM1, HA14L-TM2, HA14L-TM3, HA14L-TM4	HA14L-W	Side Pole Neo-Classic Arm																																																	
HA31L	HA31L-TM1, HA31L-TM2, HA31L-TM3, HA31L-TM4	HA31L-W	Side Pole Arm w/Top Scroll																																																	
HA33L	HA33L-TM1, HA33L-TM2, HA33L-TM3, HA33L-TM4	HA33L-W	Side Pole Ribbon Arm w/Top Gusset																																																	
HA35L	HA35L-TM1	HA35L-W	Side Pole Ribbon Arm w/Top Brace																																																	
HA37L	HA37L-TM1	HA37L-W	Side Pole Ribbon w/Top Brace, Bottom Scroll																																																	
HA38L	HA38L-TM1	HA38L-W	Side Pole Ribbon w/Top Brace, Bottom Gusset																																																	

Mounting Options

VSF Vertical Slipfitter Mount for 2" pipe tenon, (2-3/8" O.D.)	Side Arm Mount 3 3" O.D. Pole
SVSF Vertical Slipfitter Mount square for 2" pipe tenon, (2-3/8" O.D.)	3.5 3.5" O.D. Pole 4 4" O.D. Pole 5 5" O.D. Pole 6 6" O.D. Pole SQ Square Pole

For Pole Spec Select: http://www.kimlighting.com/products/arms_and_poles/
 For Control Spec Select: <http://trpssl.com/index.html>

¹ For custom optics and color temperature configurations, contact factory.
² Turtle friendly. Maximum 500mA drive current for 2K amber option.
³ 347V & 480V currents may be supplied with step-down transformer.
⁴ Use only when vandalism is anticipated to be high. Required only for vandal protection in locations where fixtures can be reached by unauthorized persons.
⁵ Specify pole diameter if round, voltage and color, e.g. SCL-R4/277/BL.

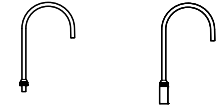
Kim Lighting reserves the right to change specifications without notice.

Arm Options

Note: Refer to Kim Lighting's Arms and Poles Specification Guide for EPA information and additional information on arm, tenon and wall mounting.
1W Wall Mount arm is not included and must be ordered separately.

Post Top Crook¹

ARM Tenon Mount Wall Mt

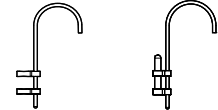


HA01L HA01L-TM1

Mounting: 1A

Side Pole Crook¹

ARM Tenon Mount Wall Mt

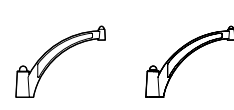


**HA02L HA02L-TM1
 HA02L-TM2
 HA02L-TM3
 HA02L-TM4 HA02L-W**

Mounting: 1A 2B 3Y 4C

Post Top Swept Cast Arm¹

ARM Tenon Mount Wall Mt

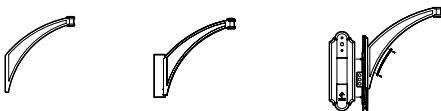


**HA03L HA03L-TM1
 HA03L-TM1
 HA03L-TM1
 HA03L-TM1**

Mounting: 1A 2B 3Y 4C

Side Pole Swept Cast Arm

ARM Tenon Mount Wall Mt

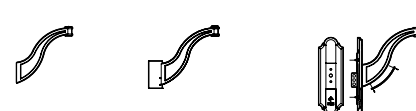


**HA11L HA11L-TM1
 HA11L-TM2
 HA11L-TM3
 HA11L-TM4 HA11L-W**

Mounting: 1A 2B 3Y 4C

Side Pole S-Shaped Up Cast Arm

ARM Tenon Mount Wall Mt




**HA12L HA12L-TM1
 HA12L-TM2
 HA12L-TM3
 HA12L-TM4 HA12L-W**

Mounting: 1A 2B 3Y 4C

Side Pole Neo-Classic Arm¹

ARM Tenon Mount Wall Mt



**HA14L HA14L-TM1
 HA14L-TM2
 HA14L-TM3
 HA14L-TM4 HA14L-W**

Mounting: 1A 2B 3Y 4C

Side Pole Arm w/Top Scroll

ARM Tenon Mount Wall Mt



**HA31L HA31L-TM1
 HA31L-TM2
 HA31L-TM3
 HA31L-TM4 HA31L-W**

Mounting: 1A 2B 3Y 4C

Side Pole Ribbon Arm w/Top Gusset

ARM Tenon Mount Wall Mt

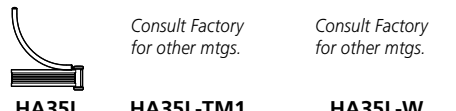


**HA33L HA33L-TM1
 HA33L-TM2
 HA33L-TM3
 HA33L-TM4 HA33S-W**

Mounting: 1A 2B 3Y 4C

Side Pole Ribbon Arm w/Top Brace

ARM Tenon Mount Wall Mt



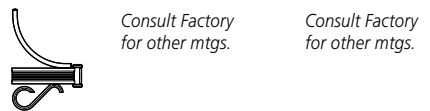
HA35L HA35L-TM1 HA35L-W

Consult Factory for other mtgs. *Consult Factory for other mtgs.*

Mounting: 1A 2B 3Y 4C

Side Pole Ribbon Arm w/Top Brace & Bottom Scroll

ARM Tenon Mount Wall Mt



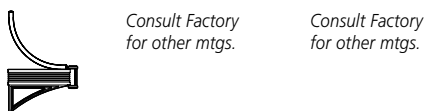
HA37L HA37L-TM1 HA37L-W

Consult Factory for other mtgs. *Consult Factory for other mtgs.*

Mounting: 1A 2B 3Y 4C

Side Pole Ribbon Arm w/Top Brace & Bottom Gusset

ARM Tenon Mount Wall Mt



HA38L HA38L-TM1 HA38L-W

Consult Factory for other mtgs. *Consult Factory for other mtgs.*

Mounting: 1A 2B 3Y 4C

Arm Finial

HAF02 Traditional style finial available to close off mounting hub opposite fixture.



¹Not available on arm where indicated.

Kim Lighting reserves the right to change specifications without notice.

LUMINAIRE PERFORMANCE

Spectroradiometric			
	3000K Average	4000K Average	5000K Average
Color Rendering Index (CRI)	≤80	≤80	≤70
Power Factor	>.90	>.90	>.90

Projected Lumen Maintenance		
mA	100,000 hrs	(Calculated L70)
350	93.96%	675,000 Hrs.

Electrical Drive Current		
Volts - AC	Amps - AC	System Watts
120	1.05	126
208	0.61	126
240	0.53	126
277	0.45	126
347	0.36	126
480	0.26	126

B.U.G. Rating (TM15) in Lumens wher B = Backlight, U = Uplight, G = Glare								
Temperature	TYPE 1	TYPE 2	TYPE 3	TYPE 3 NFO	TYPE 4	TYPE 4 NFO	TYPE 5	TYPE L/R
3000K	TBD	B3 U0 G2	B2 U0 G2	B2 U0 G2	B1 U0 G2	B1 U0 G2	B3 U0 G2	TBD
4000K	TBD	B3 U0 G3	B2 U0 G2	B2 U0 G2	B1 U0 G2	B1 U0 G2	B3 U0 G2	TBD
5000K	TBD	B3 U0 G3	B2 U0 G2	B2 U0 G2	B1 U0 G2	B1 U0 G2	B3 U0 G2	TBD

Absolute Lumens								
Temperature	TYPE 1	TYPE 2	TYPE 3	TYPE 3 NFO	TYPE 4	TYPE 4 NFO	TYPE 5	TYPE L/R
3000K	TBD	11978	11713	9600	11671	9766	12355	TBD
4000K	TBD	12285	12013	9846	11970	10017	12671	TBD
5000K	TBD	12426	12151	9958	12107	10131	12816	TBD

LED performance and lumen output continues to improve at a rapid pace. Log onto www.kimlighting.com to download the most current photometric files from Kim Lighting's IES File Library. For custom optics and color temperature configurations, contact factory.

Kim Lighting reserves the right to change specifications without notice.

SPECIFICATIONS

Housing:

- One-piece die-cast, low copper (<0.6% Cu) aluminum alloy with integral cooling ribs over the optical chamber and electrical compartment.
- Solid barrier wall separates optical and electrical compartments.
- Double-thick wall with gussets on the support-arm mounting end.
- Housing forms a half cylinder with 55° front face plane providing a recess to allow a flush single-latch detail.
- All hardware is stainless steel or electro-zinc plated steel.

Lens Frame:

- One-piece die-cast, low copper (<0.6% Cu) aluminum alloy lens frame with 1" minimum depth around the gasket flange.
- Integral hinges with stainless steel pins provide no-tool mounting and removal from housing.
- Single die-cast aluminum cam-latch provides positive locking and sealing of the optical chamber by a one-piece extruded and vulcanized silicone gasket to provide an IP66 rating for the optical module.
- Clear 3/8" thick tempered glass lens retained by eight steel clips with full silicone gasketing around the perimeter.

Neighbor Friendly Optic

- Integrated Neighbor Friendly Optic on each PicoEmitter module to completely control unwanted backlight. Most effective with Type III and IV distributions.

Lens:

- Fixture supplied with a one-piece flat, clear, UV stabilized polycarbonate, fully gasketed, replacing the standard tempered glass lens.
CAUTION: Use only when vandalism is anticipated to be high. Useful life is limited by UV discoloration from sunlight. A program of regular inspection and periodic replacement is highly recommended to maintain optimum fixture performance.

Optical Module:

- Precision, replaceable PicoEmitters are positioned to achieve directional control toward desired task.
- The entire EmitterDeck fastens to the housing as a one-piece module.

- Type I, II, III, IV, V, L (left), and R (right) standard distributions. Custom available.
- 3000K, 4000K, 5000K standard CCT. Amber and custom available.
- IP66 certified
- Die-cast, low copper aluminum heat sink modules provide thermal transfer at PCB level.
- Anodized aluminum carrier plate and heat sink modules.

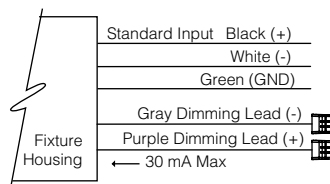
Electrical Characteristics:

- 120V through 480V @ 50/60Hz.
- Class 1, 350mA.
- Power Factor = >.90
- National Electrical Code, ANSI/NFPA 70.
- 10kV surge suppression.
- Thermalshield thermal control.
- -40c starting driver.
- 0-10V dimming interface.
- All electronic components are IP66 rated.
- Electronic components are UL and/or CSA recognized.

Dimming:

- 10% to 100% dimming using standard 0-10V interface driver.
- To activate the dimming system, a wiring harness is supplied and attached to the DIM Port (DIM IN) on the thermal shield protection system. This port allows the 0-10V Interface to bypass the thermal shield and control the driver.
- The thermal shield works in conjunction with the control system to assure that overheating will not harm the LEDs.

The wiring harness is connected with the use of the Purple lead as the positive (+) and the Grey lead as the negative (-) to an available control signal (by others).



Support Arm:

- One-piece extruded aluminum with internal bolt guides and fully radiussed top and bottom.

- Luminaire-to-pole attachment is by internal draw bolts, and includes a pole reinforcing plate with wire strain relief.
- Arm is circular cut for specified round pole.
- Optional cast, low copper aluminum horizontal slip-fitter with adaptor plate to secure the luminaire to 2" IPS pipe size arms.
- Optional cast aluminum wall mount plate assembly. Attaches to the wall over the junction box. Luminaire attaches to the wall plate.

Finish:

- Fade and abrasion resistant, electrostatically applied, thermally cured, triglycidal isocyanurate (TGIC) polyester powdercoat.
- Standard colors include (BL) Black, (DB) Dark Bronze, (GT) Graphite, (WH) White, (PS) Platinum Silver, (LG) Light Gray, (TT) Titanium, and (CC) Custom Color (Include RAL#).

Fusing:

SF for 120, 277 and 347 Line Volts
DF for 208, 240 and 480 Line Volts.

- High temperature fuse holders factory installed inside the fixture housing. Fuse is included.

Certifications and Listings:

- UL 1598 Standard for wet locations for Luminaires.
- UL 8750 Standard for Safety for Light Emitting Diode (LED) Equipment for use in Lighting Products.
- IP66 certified.
- CSA C22.2#250.0 Luminaires.
- ANSI C136.31-2010 3G Vibration tested and compliant.
- RoHS compliant.
- IDA approved, 3000K and warmer CCTs only.

CAUTION:

- Fixtures must be grounded in accordance with national, state and/or local electrical codes, Failure to do so may result in serious personal injury.

WARRANTY:

- For full warranty see <http://www.hubbellighting.com/resources/warranty>

Kim Lighting reserves the right to change specifications without notice.

CONTROLS

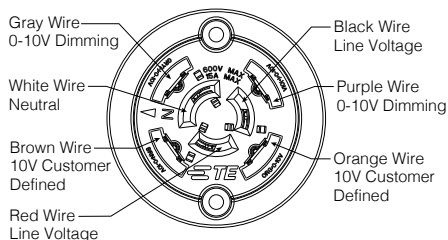
Photocell Receptacle

A25-7

Fully gasketed and wired 7-pin receptacle. Easy access location above the electrical compartment. 7-pin construction allows user-defined interface and control definition of operational performance. ANSI twist-lock control module by-others.

Standard customer operation modes:

1. (Black and Red leads) Traditional on/off photoelectric control.
2. (Gray and Purple leads) 0-10V dimming, 5-pin wireless photoelectric control for added dimming feature.
3. (Brown and Orange leads) 10V 7-pin wireless photoelectric control for dimming and additional I/O connections for customer use.



Button Photocell

A30 for 120V, **A31** for 208V, **A32** for 240V, **A33** for 277V, **A34** for 480V, **A34** for 347V,

Factory installed photocell inside housing with a fully gasketed sensor on the side wall. For multiple fixture mountings, one fixture is supplied with a photocell to operate the others.

Wireless Control

Hubbell Building Automation's wiSCAPE™ In-Fixture Module is a bidirectional wireless RF device that allows an individual fixture to be managed, monitored and metered. The wiSCAPE In-Fixture Module communicates wirelessly over a robust 2.4GHz ISM (Industrial, Scientific and Medical) certified meshed radio signal. The wiSCAPE Fixture Module drastically simplifies control and automation of projects, especially in retrofit environments and challenges the legacy world of wired-systems. wiSCAPE wireless control technology adapts easily to complex automation situations for quick, simple and economical commissioning. On-Fixture Module is compatible with A-25-7 option.

WIR-RMI-IO

120 - 347V 1000' range WiScape RF mesh control system with off/on/dim, motion, photo, GPS location, alert, monitoring and metering capabilities.

Pole Mounted

Round Pole-Mounted Occupancy Sensor up to 16'

SCL-R

Round Pole Mounted Occupancy Sensor up to 16' - Outdoor occupancy sensor with 0-10V interface dimming control mounts directly to the pole. Wide 360° pattern. Module colors available Black, Gray, and White. Module is cut for round pole mounting. Pole diameter needed. Pole to be drilled in the field with provided installation instructions.

Ordering Example: SCL-R4¹/277²/BL³

Square Pole-Mounted Occupancy Sensor up to 16'

SCL-S

Square Pole Mounted Occupancy Sensor up to 16' - Outdoor occupancy sensor with 0-10V interface dimming control mounts directly to the pole. Wide 360° pattern. Module colors available Black, Gray, and White. Module is cut for square pole mounting. Pole diameter needed. Pole to be drilled in the field with provided installation instructions.

Ordering Example: SCL-L/277²/BL³

Round Pole-Mounted Occupancy Sensor 16' to 30'

SCH-R

Round Pole Mounted Occupancy Sensor up to 30' - Outdoor occupancy sensor with 0-10V interface dimming control mounts directly to the pole. Wide 360° pattern. Module colors available Black, Gray, and White. Module is cut for round pole mounting. Pole diameter needed. Pole to be drilled in the field with provided installation instructions.

Ordering Example: SCH-R4¹/277²/BL³

Square Pole-Mounted Occupancy Sensor 16' to 30'

SCH-S

Square Pole Mounted Occupancy Sensor up to 30' - Outdoor occupancy sensor with 0-10V interface dimming control mounts directly to the pole. Wide 360° pattern. Module colors available Black, Gray, and White. Module is cut for square pole mounting.

Ordering Example: SCH-S/277²/BL³

¹Pole Diameter, ²Voltage, ³Color

Kim Lighting reserves the right to change specifications without notice.