

Type:  
Job:  
Catalog number:

LED Kit      /      /  
Electrical Module      Option



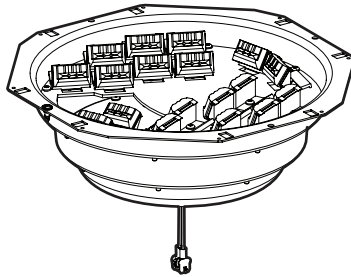
**Approvals:**

**Date:**  
**Page: 1 of 4**

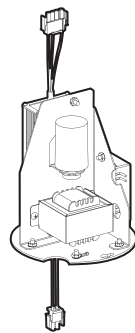
## Specifications

### RA17-LED-KIT

60 Light Emitting Diodes  
Total System Watts = 68W  
Maximum Weight = 30 lbs.  
when installed in Era LED



LED EmitterDeck



Electrical Module

**Electronic Module:** All electrical components are UL recognized, mounted on a single plate and factory prewired with quick-disconnect plugs. Module includes a driver, LifeShield® temperature control device and surge protector. Electrical module attaches to housing with no-tool hinges and latches, accessible by opening the lens frame only. Driver is rated for -40°F starting and has a 0-10V dimming interface for multi-level illumination options.

**Optical Module:** Each precision, replaceable PicoEmitter is positioned to achieve directional control toward desired task. The entire EmitterDeck® fastens to the housing as a one-piece module.

**Listed To:** UL 1598 Standard for Luminaires - UL 8750 Standard for Safety for Light Emitting Diode (LED) Equipment for use in Lighting Products and CSA C22.2#250.0 Luminaires.

**NOTE:** Existing product conditions are taken as the base point. Participation rules apply. See complete warranty provisions for further details.

**IMPORTANT:** Disable all power to the luminaire before conducting any maintenance or upgrade activity. Failure to do so will create a hazardous working environment.

**CAUTION:** Fixtures must be grounded in accordance with national, state and/or local electrical codes. Failure to do so may result in serious personal injury.

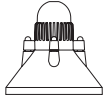
**Suggested Tools:**

- Flathead Screw Driver

Type:

Job:

Page: 2 of 4



## Standard Features

### Fixture

Cat. No. designates fixture and distribution

RA17-LED-KIT

**Upgrade Kit:**  
RA17-LED-KIT

x

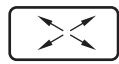
**Distribution:**

- 1 = Type I
- 2 = Type II
- 3 = Type III
- 4 = Type IV
- 5 = Type V
- R = Type R Right
- L = Type L Left

E35

E35 = 350mA

### Light Distribution:



TYPE I



TYPE II



TYPE III



TYPE IV



TYPE V



TYPE R  
One-Way Right



TYPE L  
One-Way Left

### Electrical Module

Cat. Nos. for Electrical Modules available:

60L

**Source:**

60L = 60 LED's

x

**Color Temperature:**

- 2K = 580nm - Amber
- 3K = 3000K
- 4K = 4200K
- 5K = 5100K

x

**Voltage:**

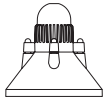
- 120 = 120V
- 208 = 208V
- 240 = 240V
- 277 = 277V
- 347 = 347V<sup>1</sup>
- 480 = 480V<sup>1</sup>

<sup>1</sup>Due to current unavailability of 347V and 480V drivers, specification of these voltages may feature an integral step-down transformer.

Type:

Job:

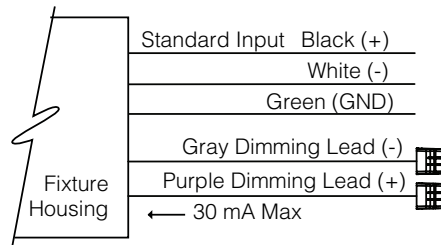
Page: 3 of 4



## Standard Features

### 0-10V Dimming Interface

Driver has a 0-10V dimming interface with a dimming range of 10-100%. Is compatible with most control systems including Hubbell Building Automation wiHUBB™. Approved dimmers include Lutron Diva AVTV, Lutron Nova NFTV and NTFTV. Note: Not compatible with current sourcing dimmers. Controls compatible via Gray and Purple dimming lead.



## Optional Features

### Neighbor Friendly Optic:

Cat. No.  NFO  
 No Option

Integrated Neighbor Friendly Optic on each PicoEmitter™ module to completely control unwanted backlight. Most effective with Type III and IV distributions.

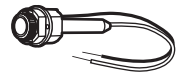


### Fusing

Cat. No. (see right)  
 No Option

High temperature fuse holders factory installed inside the fixture housing. Fuse included.

Line Volts: 120V 208V 240V 277V 347V 480V  
 Cat. No.:  SF  DF  DF  SF  SF  DF

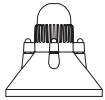


Single Fuse

Type:

Job:

Page: 4 of 4



## Lumen Data

Spectroradiometric			
	3000K Average	4200K Average	5100K Average
Correlated Color Temp. CCT (K)	2800K-3175K	3800K-4600K	4600K-5600K
Color Rendering Index (CRI)	≤80	≤80	≤70
Power Factor	>.90	>.90	>.90

Projected Lumen Maintenance		
mA	100,000 hrs	(Calculated L70)
350	94.63%	783,000 Hrs.

Electrical Drive Current		
Volts - AC	Amps - AC	System Watts
120	0.57	68
208	0.33	68
240	0.28	68
277	0.25	68
347	0.20	68
480	0.14	68

B.U.G. Rating (TM15) in Lumens when B = Backlight, U = Uplight, G = Glare								
Temperature	TYPE 1	TYPE 2	TYPE 3	TYPE 3 NFO	TYPE 4	TYPE 4 NFO	TYPE 5	TYPE L/R
3000K	B2 U0 G2	B1 U0 G1	B1 U0 G1	B1 U0 G1	B1 U0 G1	B0 U0 G1	B2 U0 G1	TBD
4200K	B3 U0 G3	B2 U0 G2	B1 U0 G1	B1 U0 G1	B1 U0 G2	B1 U0 G1	B3 U0 G1	TBD
5100K	B3 U0 G3	B2 U0 G2	B1 U0 G1	B1 U0 G1	B1 U0 G2	B1 U0 G1	B3 U0 G1	TBD

Absolute Lumens								
Temperature	TYPE 1	TYPE 2	TYPE 3	TYPE 3 NFO	TYPE 4	TYPE 4 NFO	TYPE 5	TYPE L/R
3000K	4236	4343	4312	3563	4353	3613	4356	TBD
4200K	5298	5432	5393	4456	5444	4519	5447	TBD
5100K	5851	5999	5956	4921	6012	4991	6016	TBD

LED performance and lumen output continues to improve at a rapid pace. Log onto [www.kimlighting.com](http://www.kimlighting.com) to download the most current photometric files from Kim Lighting's IES File Library. For custom optics and color temperature configurations, contact factory.

For warranty see <http://www.hubbellighting.com/resources/warranty>