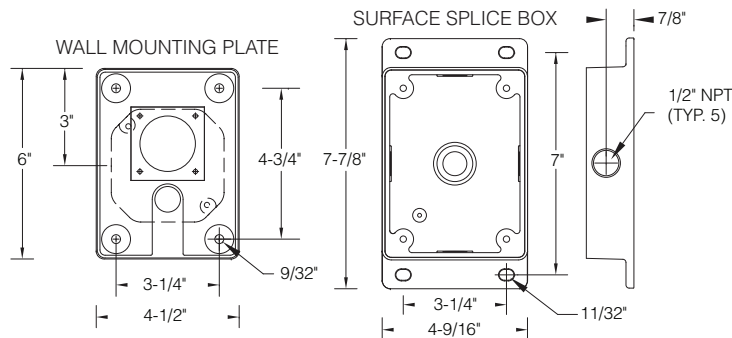


Ordering information for HUBS with HANGERS and SPLICE BOXES:

Order two hangers and one **HFE end of row kit** (two end caps, ordering info in hubs, below) for each individually mounted luminaire or each row. For a continuous row, order a hanger for each additional luminaire in the row. Example: one row of four reflectors requires five hangers and one HFE kit.

- HF** | | | | | **0** = Hub mounting hangers
- Length in inches (see below for maximum pendant and cantilever lengths); enter "00" for HFA hangers
- Finish: **02** semigloss white, **06** dark bronze, **07** silver, **08** semigloss black, **17** champagne, **18** copper
- 0** = mounting plate, no splice box
1 = mounting plate with surface splice box
- A** = Surface hanger (standard length is 7-1/8")
C = Cantilever or pendant hanger (24" maximum horizontal for cantilever mount) (60" maximum vertical for pendant mount)

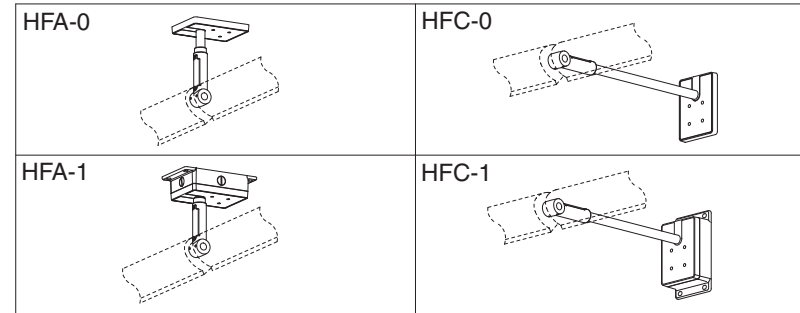


Ordering information for HUBS without stems or mounting plates:

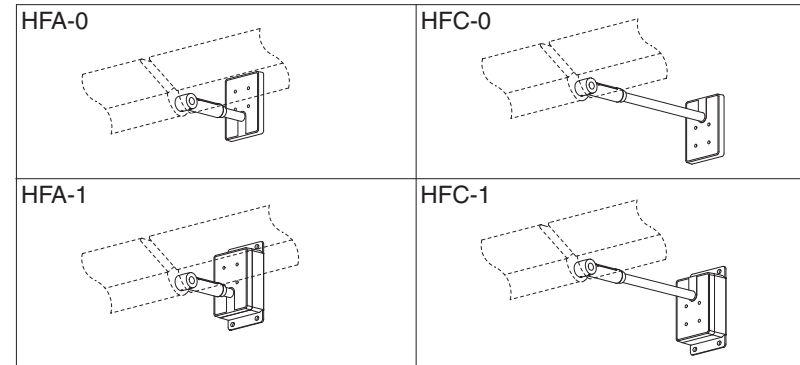
For use with 1/2" rigid conduit or fittings (supplied by others). Order two hubs and one **HFE end of row kit** (two end caps) for each individually mounted luminaire or each row. For a continuous row, order one hub for each additional luminaire in the row. Example: a row of six reflectors requires seven hubs and one HFE end of row kit.

- HOJ** | | | | | **000** = Mounting hub only (each)
- Finish: **02** semigloss white, **06** dark bronze, **07** silver, **08** semigloss black, **17** champagne, **18** copper
- HFE** | | | | | **000** = End of row kit (two end caps)
- Finish: **02** semigloss white, **06** dark bronze, **07** silver, **08** semigloss black, **17** champagne, **18** copper
- HOJ hub** in intermediate position without end caps
- HFE end of row caps** cover outer ends of hubs

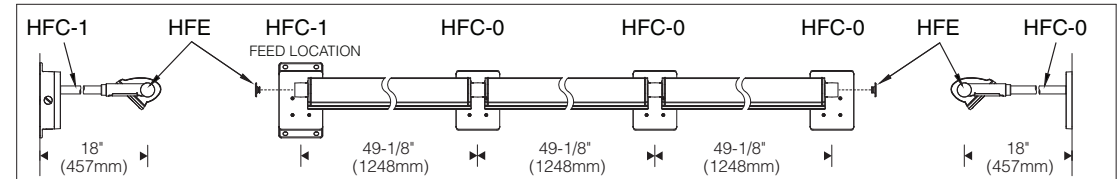
HUBS with HANGERS and SPLICE BOXES: Lighting the Vertical Plane



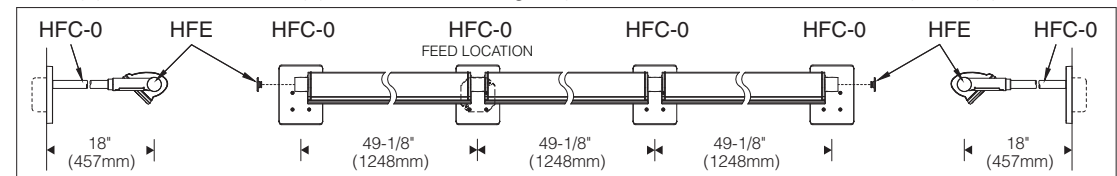
HUBS with HANGERS and SPLICE BOXES: Uplighting



EXAMPLE 1: 12ft row with (3) 4ft S175 fixtures and (4) 18" wall wash cantilevers, surface conduit feed at first hanger. Order (3) S175-R04_ fixtures, (1) HFC-1 surface hanger with splice box, (3) HFC-0 surface hangers and (1) HFE end kit.



EXAMPLE 2: 12ft row with (3) 4ft S175 fixtures and (4) 18" wall wash cantilevers, recessed outlet box at second hanger. Order (3) S175-R04_ fixtures, (4) HFC-0 surface hangers (one to use recessed outlet box feed), and (1) HFE end kit.



elliptipar[®] 
there is no equal[™]

elliptipar from **The Lighting Quotient**
114 Boston Post Road, West Haven, Connecticut 06516, USA
Voice 203.931.4455 • Fax 203.931.4464 • thelightingquotient.com

Certain products illustrated may be covered by applicable patents and patents pending. These specifications supersede all prior publications and are subject to change without notice. Copyright © 2018 Sylvan R. Shemitz Designs, Inc., all rights reserved.