



# 4" ProTools Downlight

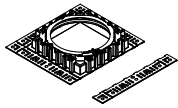
## Multiple Luminaire Configurations\*



### ProTools 4" Downlight Multiple Luminaire Configuration Installation Frames (RPT Recessed Plaster Trim only)

Effortlessly create multiple groups of luminaires in perfect formation without the need for custom housings. It is simple, easy and fast to create any combination required.

Housings with easy snap-off tabs



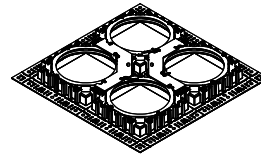
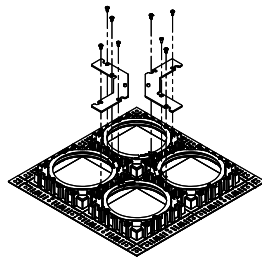

Bracket A: 730-20835-101



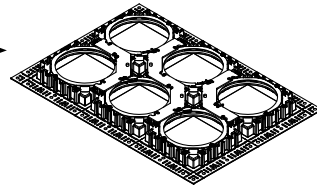
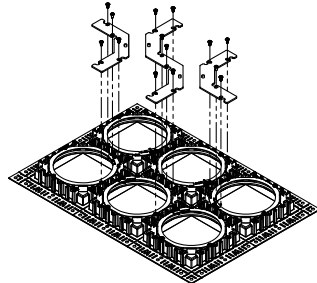
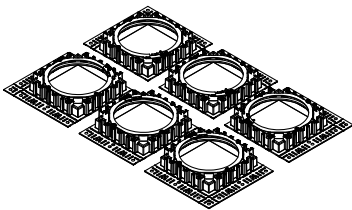
Bracket B: 730-20836-101



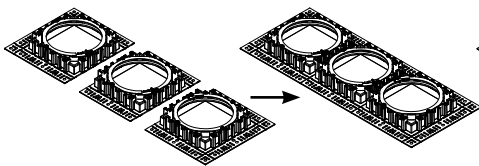
2 x 2 Square Configuration, 4 fixtures  
(brackets required: 2X 730-20835-101)



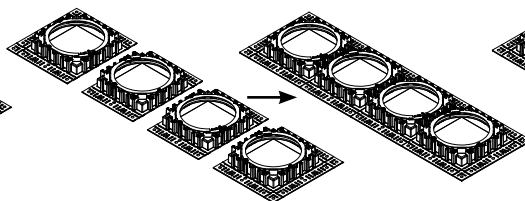
2 x 3 Rectangle Configuration, 6 fixtures  
(brackets required: 2X 730-20835-101 and 1X 730-20836-101)



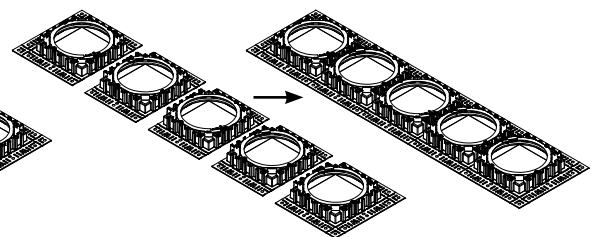
3 Linear (no bracket required)



4 Linear (no bracket required)



5 Linear (no bracket required)



\*Endless linear configurations possible without bracket. Contact factory for additional square and rectangle configurations.

Ordering Information
Configurations
2 x 2 Square Configuration
2 x 3 Rectangle Configuration
2 x 4 Rectangle Configuration
2 x 5 Rectangle Configuration
2 x 6 Rectangle Configuration